





PRE-SCHOOL

# DINOSAUR ACTIVITIES








**This workbook  
belongs to:**








Pteranodon




Triceratops



Iguanodon


## Meet the Dinosaurs




Stegosaurus





Elasmosaurus



Tyrannosaurus Rex



Brontosaurus



## FACTS ABOUT TRICERATOPS

Length: around 10 feet

Weight: about 10 tons

Horns: 3



Teeth: 400 to 800

Food: plants

Triceratops

Triceratops

Triceratops



## FACTS ABOUT TYRANNOSAURUS REX

Length: around 40 feet


Weight: about 7 tons

Called: Most ferocious predator

Teeth: 60

Food: meat

Three sets of handwriting practice lines. Each set consists of a solid top line, a dashed middle line, and a solid bottom line. The text 'T-Rex' is written in a dotted font on each set of lines for tracing practice.



## FACTS ABOUT ELASMO SAURUS

Length: around 46 feet

Weight: about 2.2 tons

Called: Swimming Dinosaurs


Teeth: 6

Food: bony fish, molluscs,  
similar to squid


Elasmosaurus

Elasmosaurus

Elasmosaurus



# FACTS



## FACTS ABOUT PTERANODON

Length: around 6 feet

Weight: about 2.2 tons

Called: Toothless Wing


Teeth: None

Food: mostly fish


Pteranodon

Pteranodon

Pteranodon



# Brontosaurus



## FACTS ABOUT BRONTOSAURUS

Length: around 75 feet

Weight: about 17 tons

Called: Thunder Lizard

Teeth: 52



Food: plants

Brontosaurus

Brontosaurus

Brontosaurus





# Stegosaurus

## FACTS ABOUT STEGOSAURUS

Length: around 30 feet

Weight: about 2 tons

Called: Roof Dinosaur

Teeth: None

Food: plants

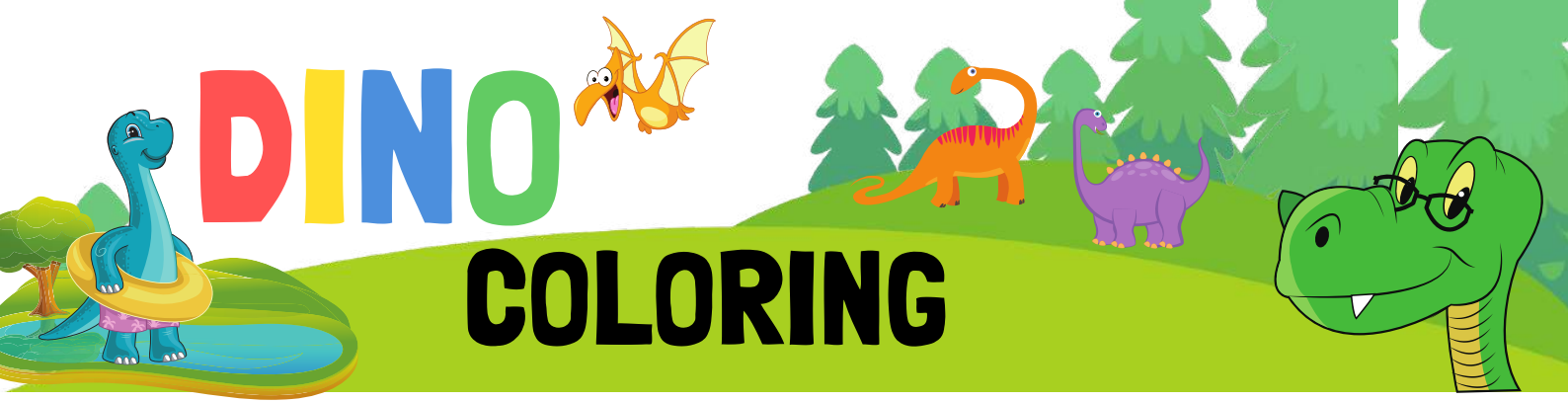
Stegosaurus

Stegosaurus




Stegosaurus



Did you know?


The Stegosaurus, Tyrannosaurus Rex and Iguanodon were the inspiration used to create Godzilla.



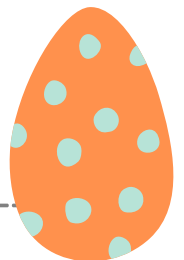
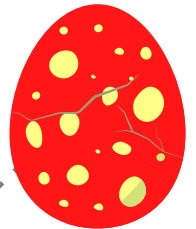
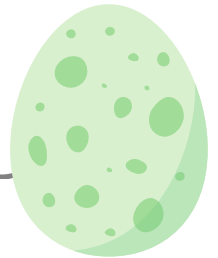



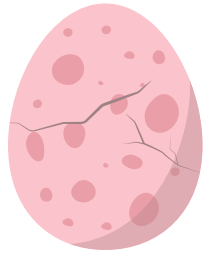



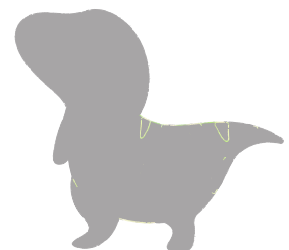

















Direction: Trace the lines and help the Dinos get their baby eggs.











Direction: Circle the odd one out on each row.






Direction: Circle the dinosaur looking in a different direction.





**Directions:** Count the green, blue, and yellow spots on this dinosaur! Write how many each of them are, then write the total number of spots.



● Green: \_\_\_\_\_ ● Blue: \_\_\_\_\_ ● Yellow: \_\_\_\_\_ Total: \_\_\_\_\_







Directions: Count how many of each dinosaur you see based on color.  
Write the answers in the boxes provided below.


<input type="text"/>	Brown	<input type="text"/>	Pink	<input type="text"/>	Orange
<input type="text"/>	Blue	<input type="text"/>	Green	<input type="text"/>	Yellow








**Directions:** Print out this page and cut-out each of the dinosaurs along the dashed lines. Use glue or tape where indicated, to create a tube. Have fun!




**T-Rex**

*glue or tape*




**Pterodactyl**

*glue or tape*



**Triceratops**

*glue or tape*



**Stegosaurus**

*glue or tape*



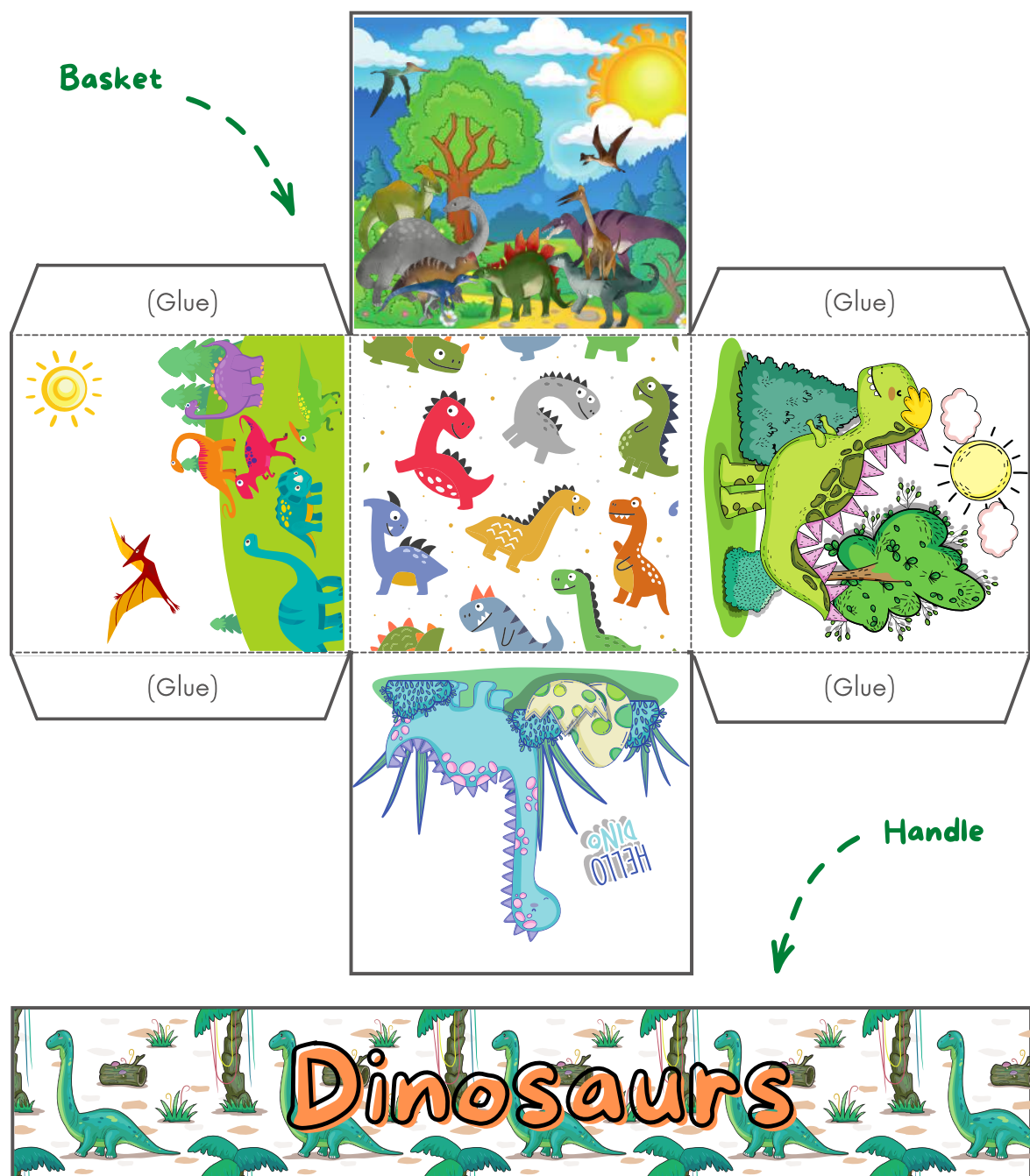
Direction: Print, laminate, cut and enjoy this cute dino game.






**Directions:**

1. Print this page on card stock.
2. Cut the basket by following the solid lines.
3. Then, fold following the dotted lines.
4. Glue the sides of the basket together.
5. Then, staple the handle to the basket.
6. Fill your basket with goodies!











Direction: Sort the dinosaurs based on their habitat.






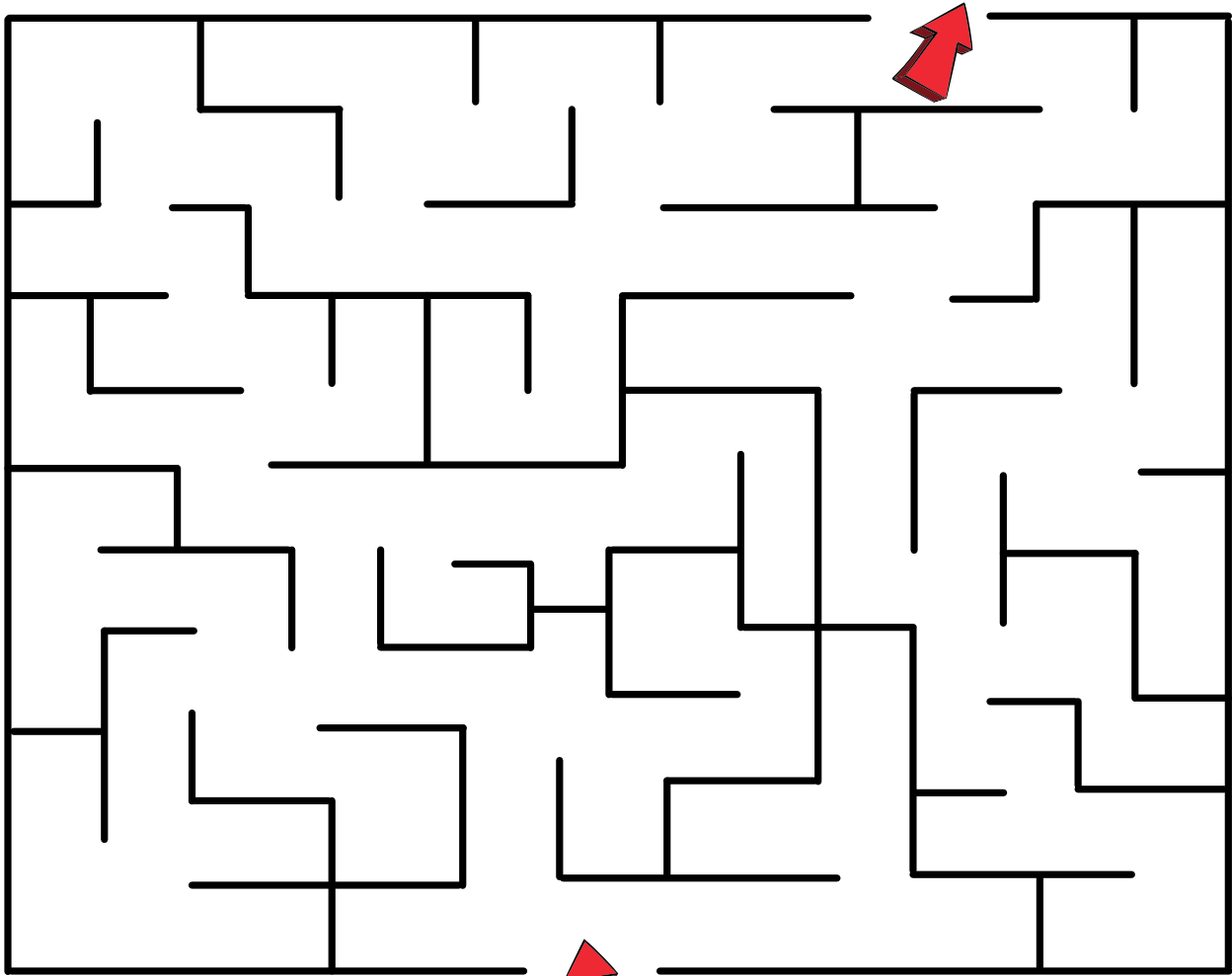
Direction: Sort the pictures from small to large.

Small	Medium	Large






Direction: Help the Dino find his way to the forest.








Direction: Help the lost dinosaur find its mother.











Direction: Find the 7 differences in the picture and circle each.

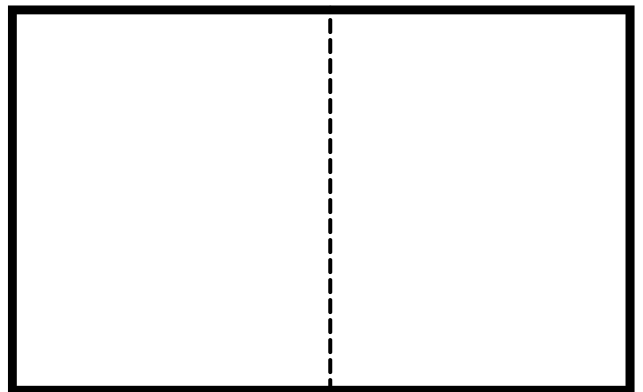
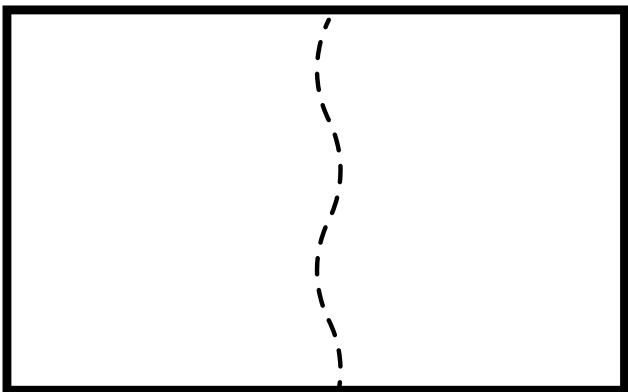
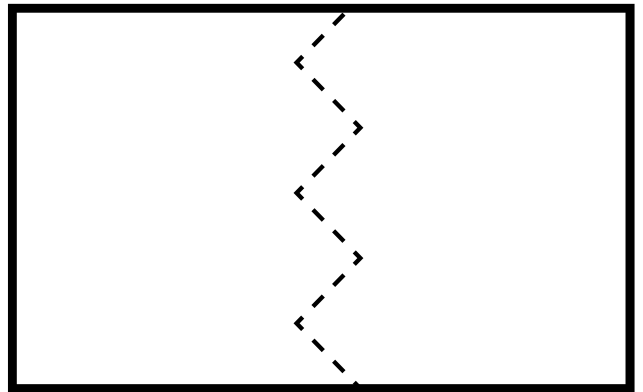
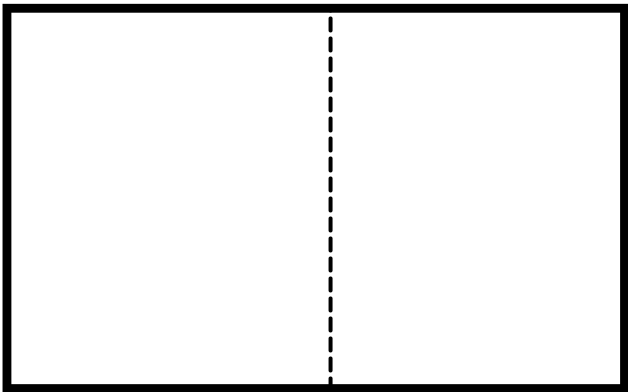
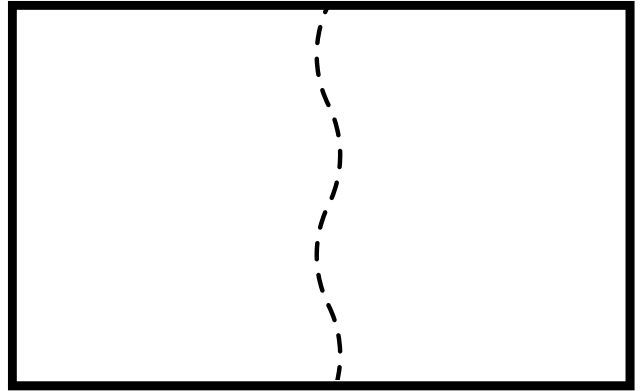
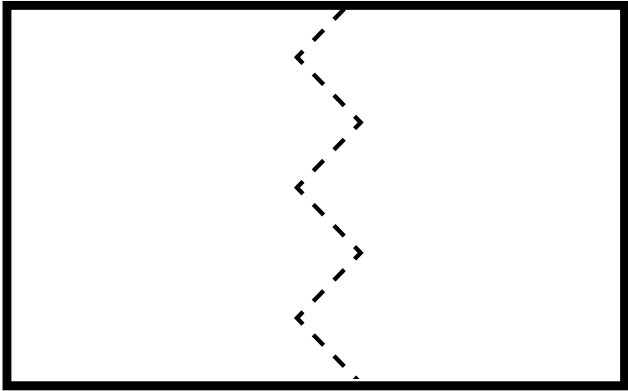







Directions: Cut-out the puzzle pictures and connect the correct halves. Paste it in the puzzle in the next page and ask for assistance in using scissors.







Direction: Using clip cards, identify the syllables of each word.



egg



1

2

3

4

5

nest



1

2

3

4

5

forest



1

2

3

4

5

dinosaur



1

2

3

4

5

volcano



1

2

3

4

5

island



1

2


3


4

5



Direction: Circle each item as you spot it!





**Direction:** Make a cube and roll to choose a Dino sidekick as your friend.

