



SUMMER ACTIVITIES



SUMMER WORD SEARCH

W	A	T	E	R	P	L	A	Y	A	B
N	I	A	E	R	N	O	T	A	E	H
O	A	E	E	F	N	O	W	E	E	N
L	N	W	T	U	U	P	S	V	E	O
E	R	S	S	R	E	M	M	I	W	S
M	E	O	R	A	R	L	E	E	L	M
R	S	A	N	D	C	A	S	T	L	E
E	A	S	U	M	M	E	R	O	W	T
T	O	H	T	S	A	N	D	A	E	A
A	N	E	E	R	C	S	N	U	S	E
W	B	E	A	C	H	S	N	O	W	H

SUMMER

BEACH

SUNSCREEN

SWEAT

SUN

SANDCASTLE

POOL

WATERPLAY

HOT

SWIMMERS

WATERMELON


HEAT


SUMMER VOCABULARY

Identify the pictures below. Use the word bank below to name each picture.









Word Bank:

watermelon	ball	sun	umbrella
------------	------	-----	----------


SUMMER VOCABULARY

Identify the pictures below. Use the word bank below to name each picture.










Word Bank:

strawberry	kite	ice cream	juice
------------	------	-----------	-------

It's Summer time!

Look at the pictures and circle the correct words



Squash

Watermelon



Sandals

Flip flops



Ice cream

Ice stick



Beach hat

Swimsuit




Ball

Balloon



Sunscreen

Sunglasses



Sun

Sand




Sea

Starfish



Fish

Shell








Crab

Shark

SUMMER COUNTING









Find and count the following items.




SUMMER COUNTING

Count the umbrella and circle the correct number.

	<div>5</div> <div>6</div> <div>4</div>		<div>2</div> <div>1</div> <div>3</div>
	<div>9</div> <div>10</div> <div>8</div>		<div>1</div> <div>2</div> <div>3</div>
	<div>6</div> <div>4</div> <div>5</div>		<div>5</div> <div>6</div> <div>4</div>

SUMMER COUNTING

Count the ice cream scoops and circle the correct number.




- 1
- 3
- 2




- 3
- 4
- 5




- 4
- 2
- 3



- 5
- 7
- 6





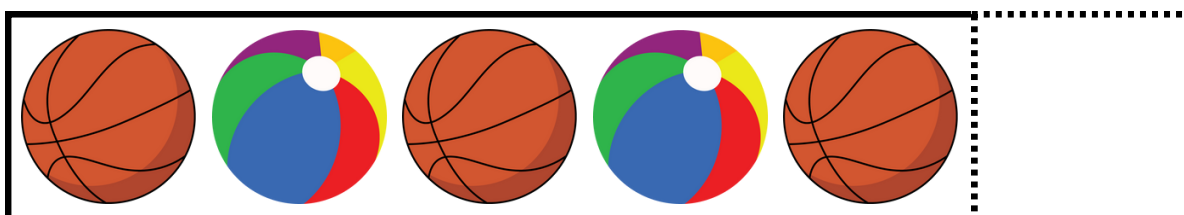


- 9
- 7
- 8



- 1
- 2
- 3



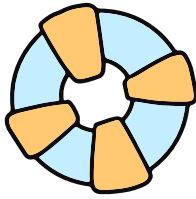

























SUMMER PATTERN

Look at the patterns below. Cut out the images at the bottom. Paste the image that comes next in each pattern.








SUMMER PATTERN

Can you complete each Summer Pattern? Cut and glue


					
					
					
					
					



				
---	---	---	--	---

SUMMER COLORING

Color the picture below.



SUMMER COLORING

Color the picture below.



SUMMER COLORING

Color the picture below.




SUMMER COLORING

Color the picture below.




SUMMER COLORING

Color the picture below.




SUMMER COLORING

Color the picture below.



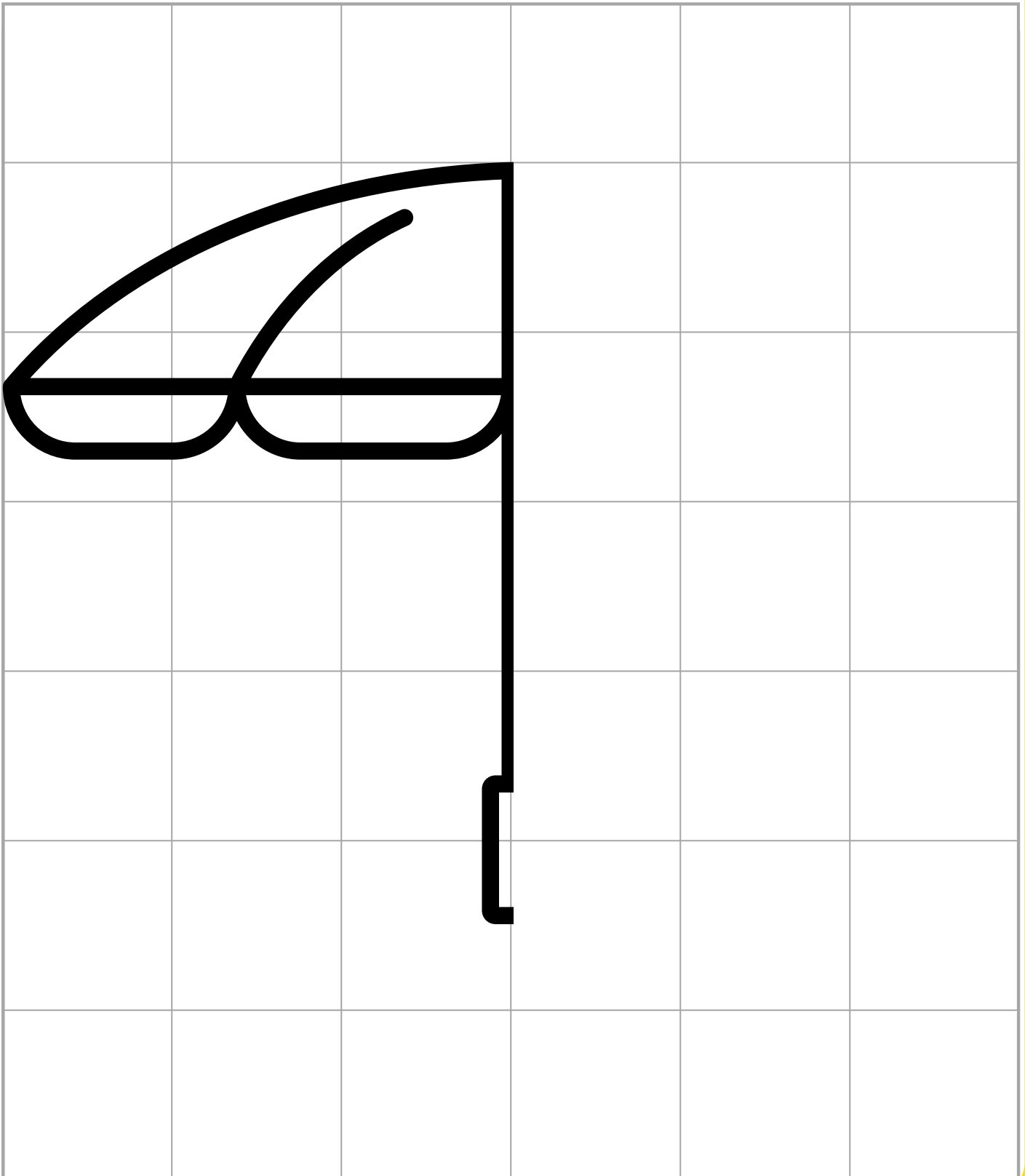
SUMMER SYMMETRY

Use the grid to draw the other side of the image:



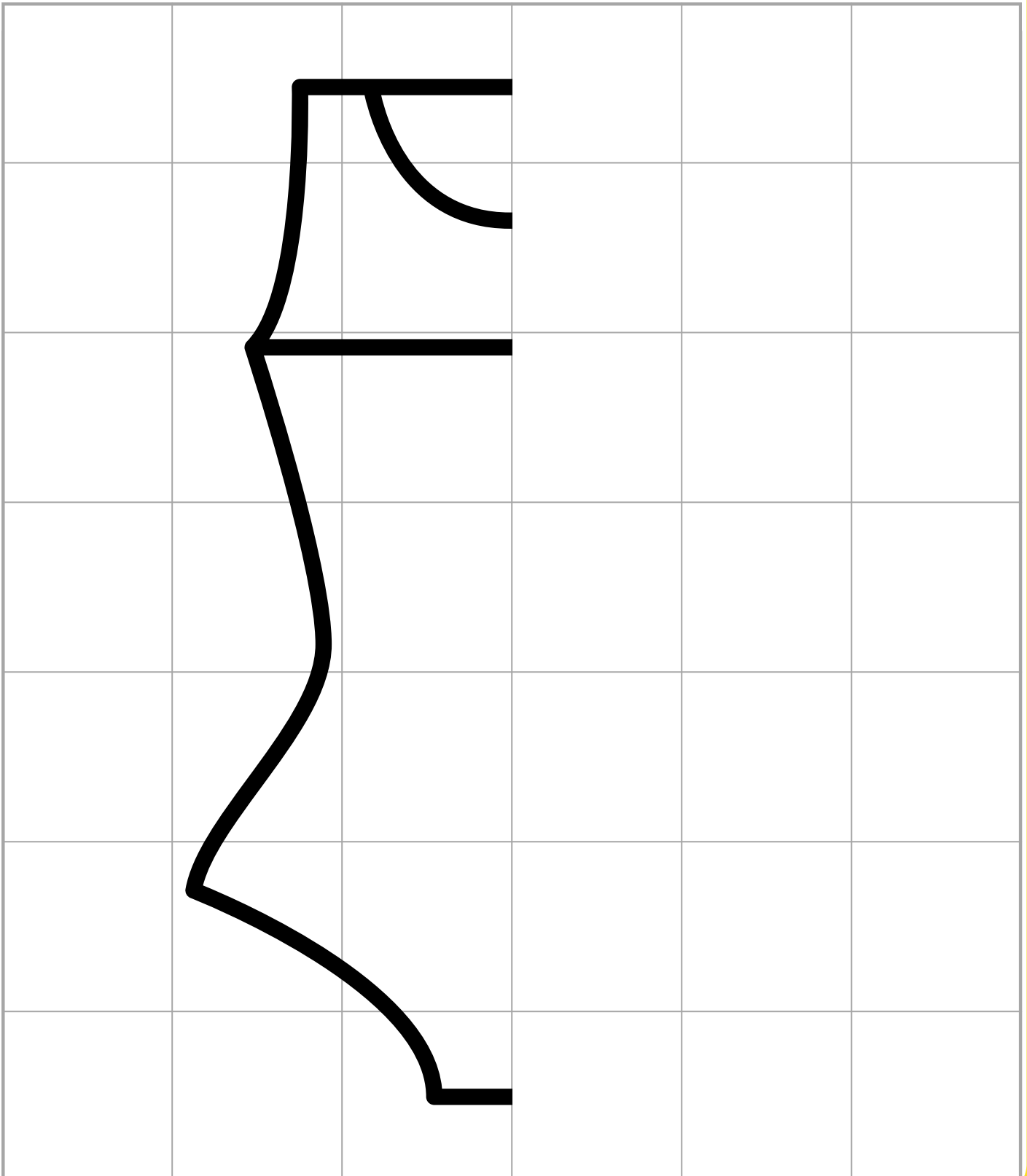
SUMMER SYMMETRY

Use the grid to draw the other side of the image:



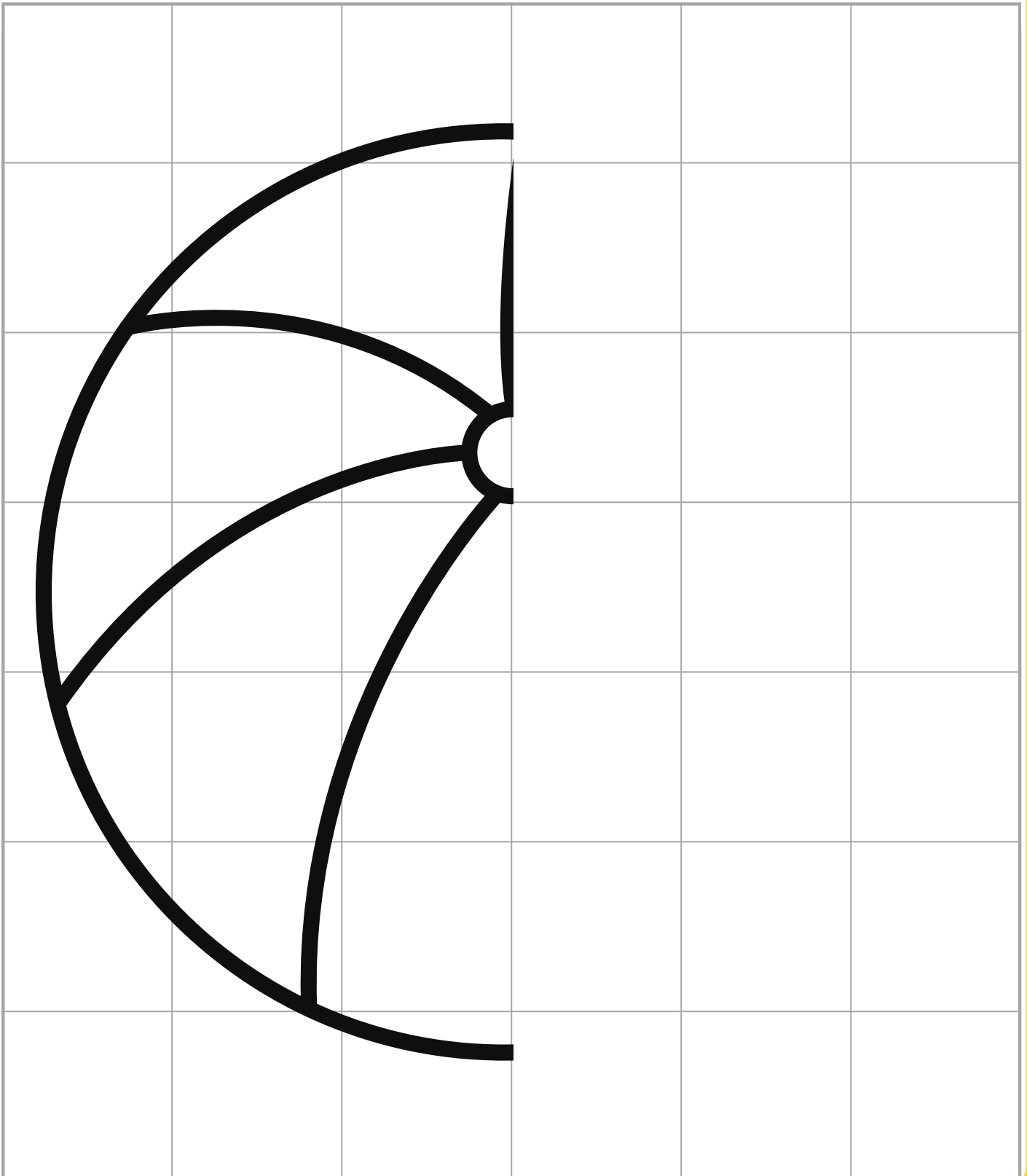
SUMMER SYMMETRY

Use the grid to draw the other side of the image:




SUMMER SYMMETRY

Use the grid to draw the other side of the image:



SUMMER MAZE

Help the seagull find the chippies:



WINTER ACTIVITIES



WINTER WORD SEARCH

W	S	C	A	R	F	V	E	R	A	B
H	I	B	E	R	N	A	T	E	P	S
G	A	N	E	F	T	O	W	E	E	N
N	N	E	T	C	U	E	S	V	E	O
I	R	T	N	E	M	F	O	A	L	W
I	C	E	R	A	R	L	E	E	L	M
K	Y	O	U	A	G	R	S	L	O	A
S	A	R	E	O	U	G	H	O	W	N
A	H	S	T	R	E	I	N	A	E	B
F	I	R	E	P	L	A	C	E	L	E
C	O	L	D	I	C	S	N	O	W	P

WINTER

BARE

GLOVES

ICE

COLD

HIBERNATE

BEANIE

FIREPLACE

SNOW

SNOWMAN

SKIING

SCARF


WINTER VOCABULARY

Identify the pictures below. Use the word bank below to name each picture.










Word Bank:

sweater	mittens	socks	scarf
---------	---------	-------	-------

WINTER VOCABULARY

Identify the pictures below. Use the word bank below to name each picture.










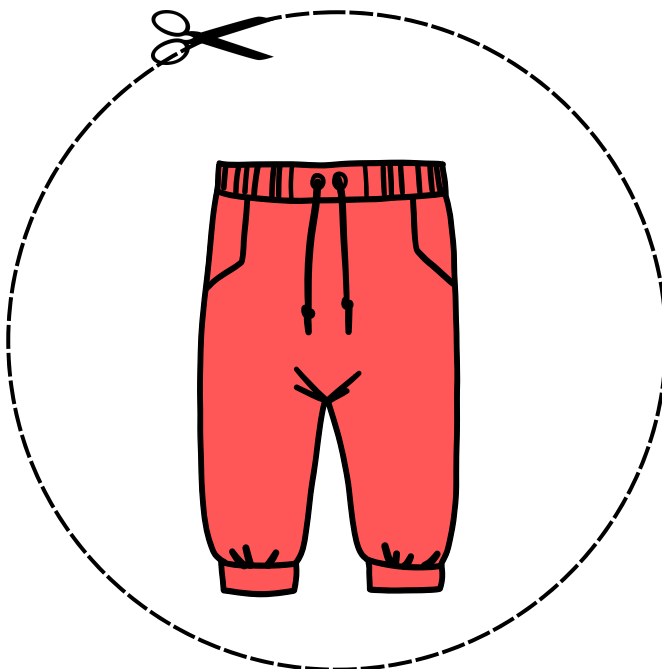
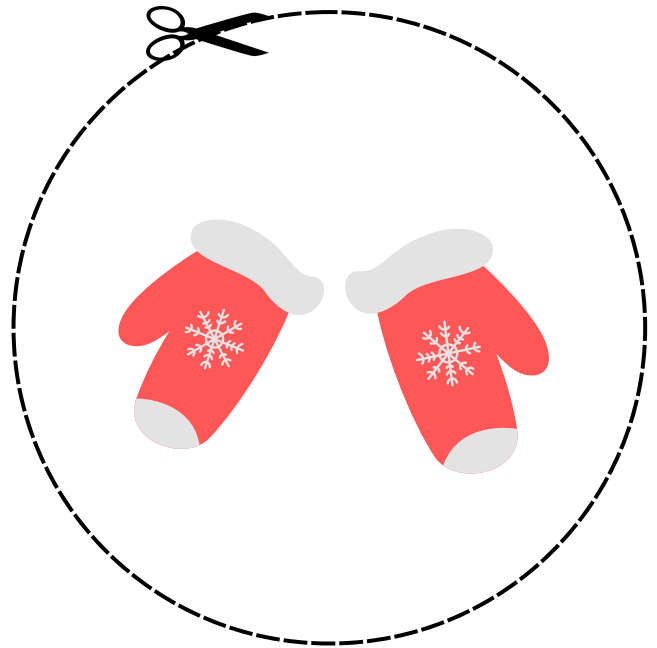
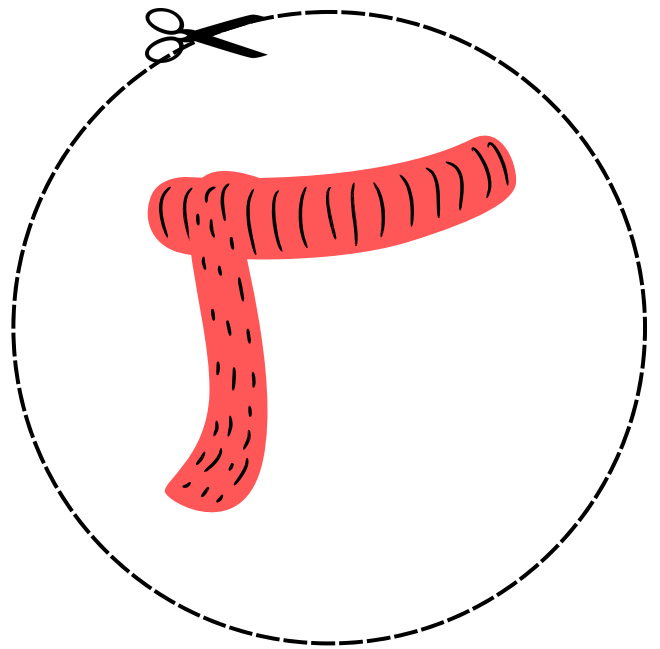

Word Bank:

snowflakes	beanie	earmuffs	snowman
------------	--------	----------	---------

WINTER CLOTHES


Cut and paste clothes.





WINTER PATTERN

Look at the patterns below. Cut out the images at the bottom. Paste the image that comes next in each pattern.






WINTER PATTERN

Look at the patterns below. Cut out the images at the bottom. Paste the image that comes next in each pattern.



WINTER PATTERN

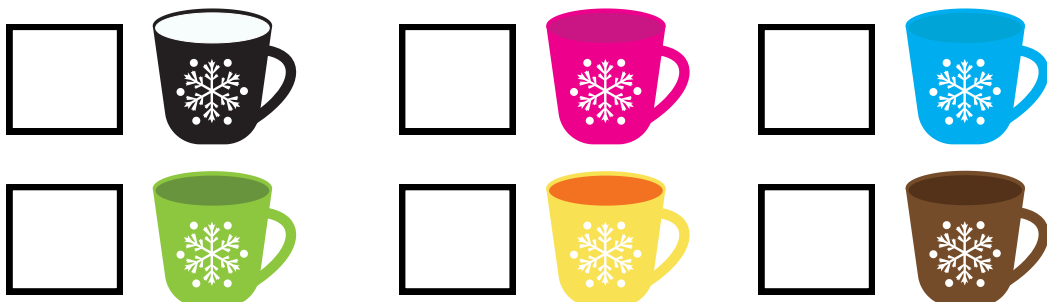
Look at the patterns below. Cut out the images at the bottom. Paste the image that comes next in each pattern.



WINTER COUNT



Find and count the following items.



WINTER COUNT

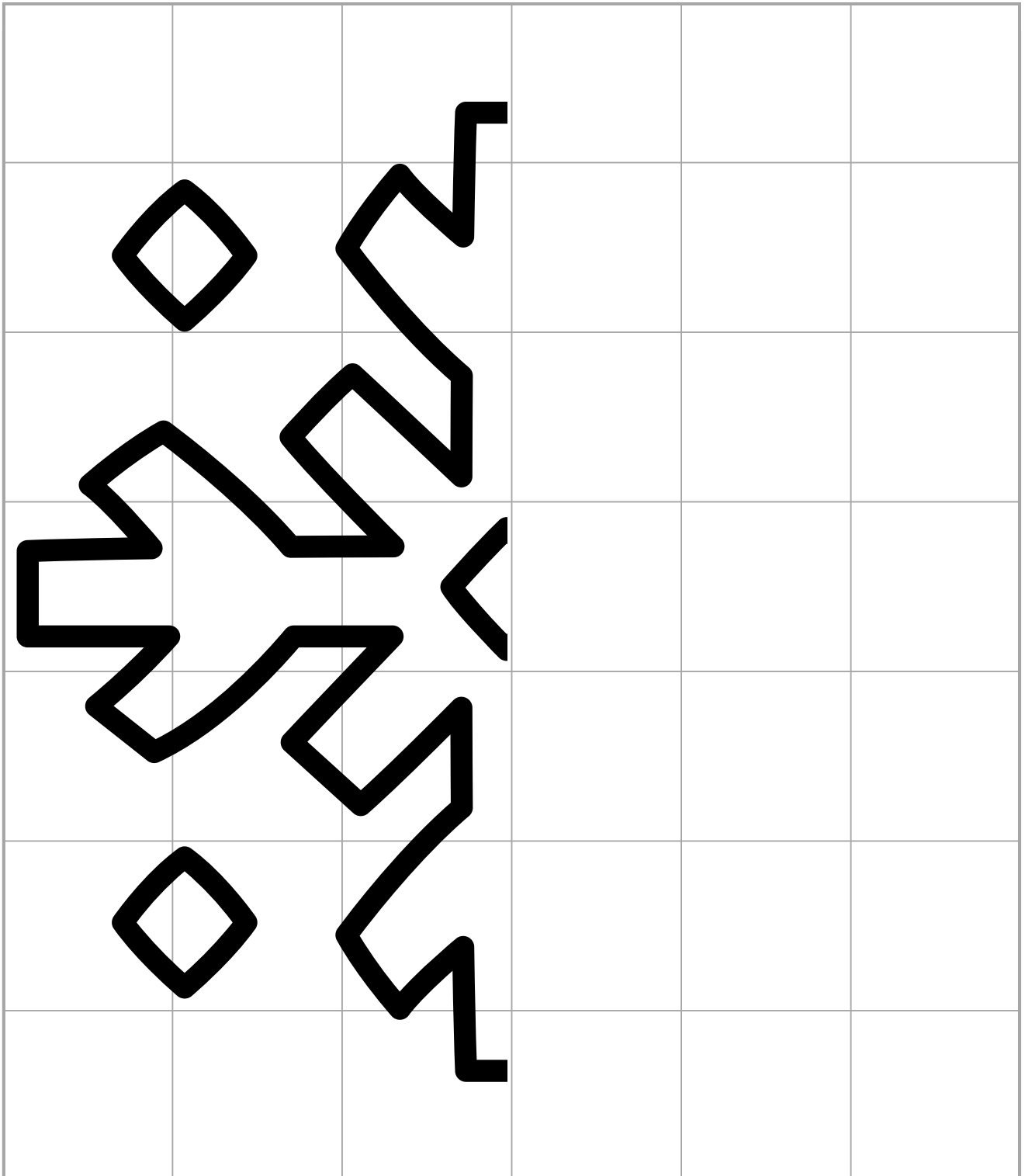
Instructions: Count each item, then tally them into the boxes below:




WINTER SYMMETRY

Use the grid to draw the other side of the image:



WINTER SYMMETRY


Use the grid to draw the other side of the image:



WINTER MAZE

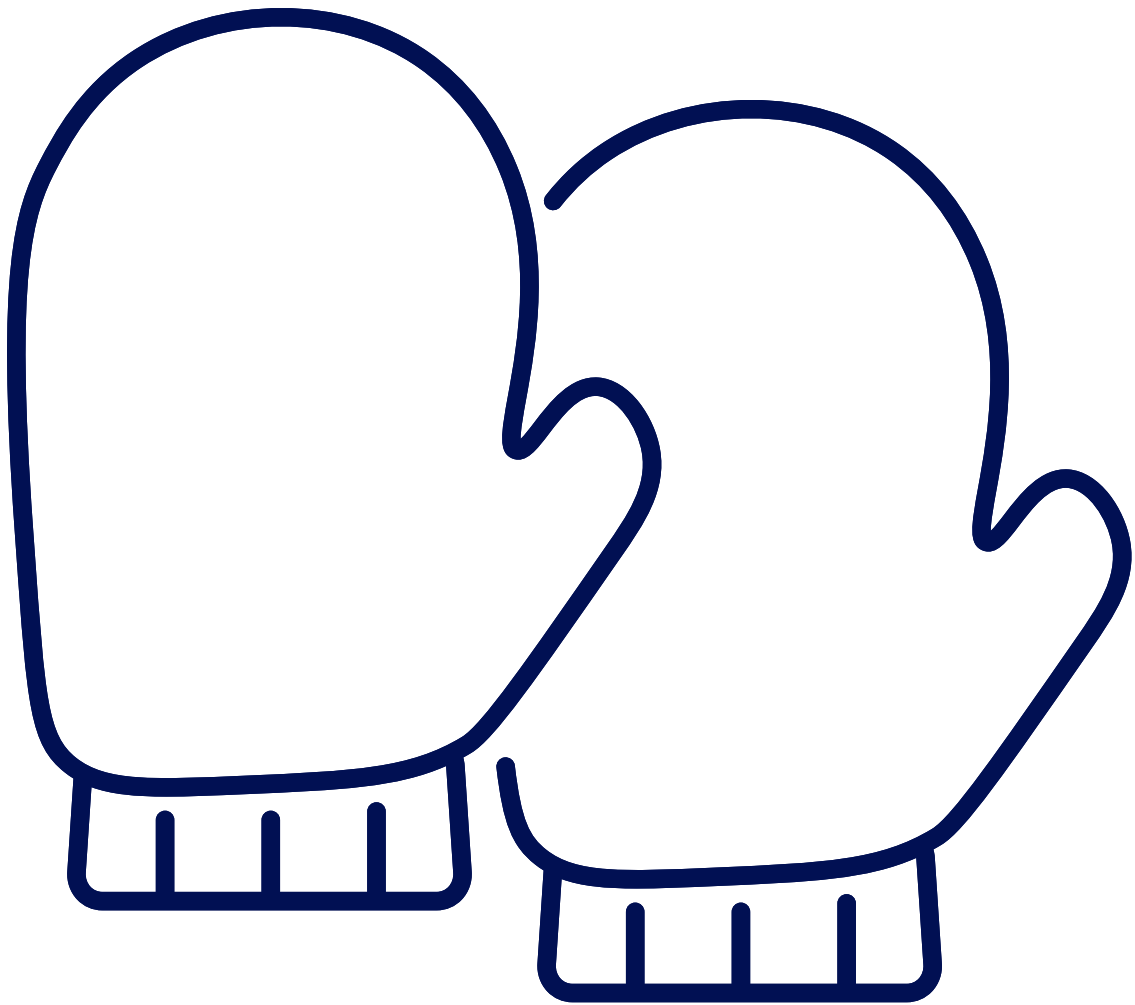
Help the penguin find the pudding:

START



END

Color the picture




mittens

Color the picture




socks

Color the picture



sweater

Color the picture



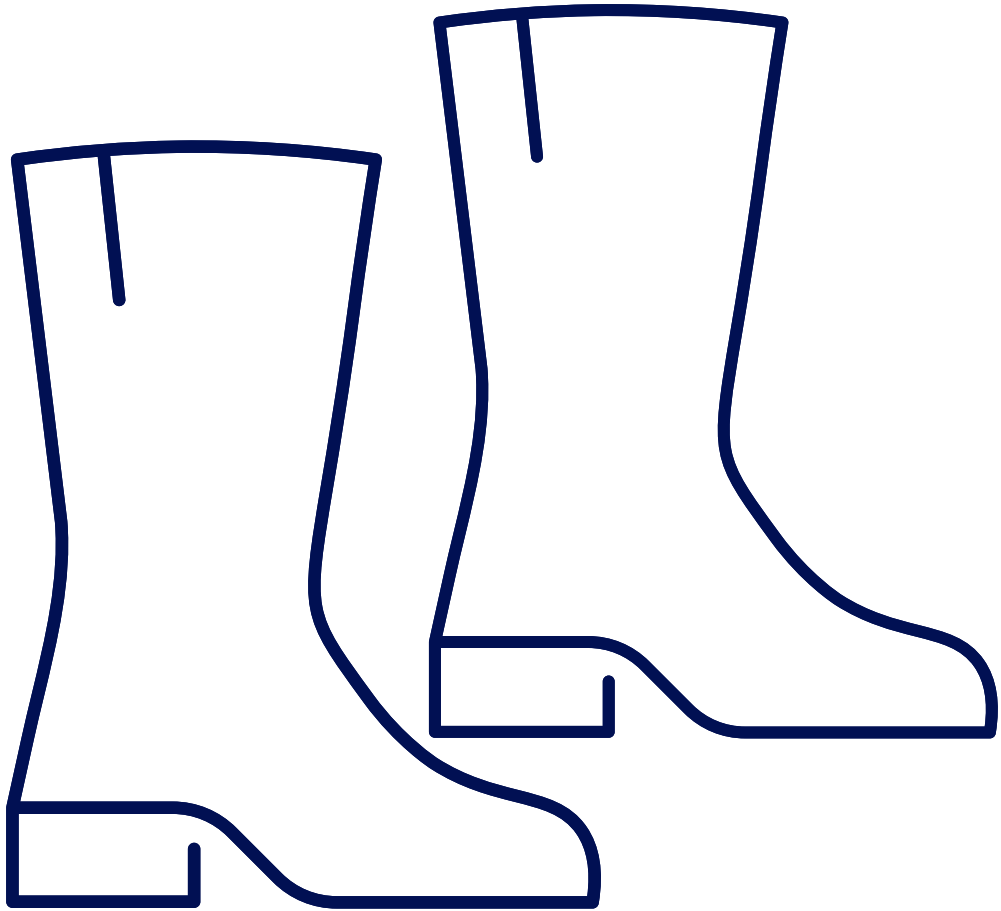
gloves

Color the picture



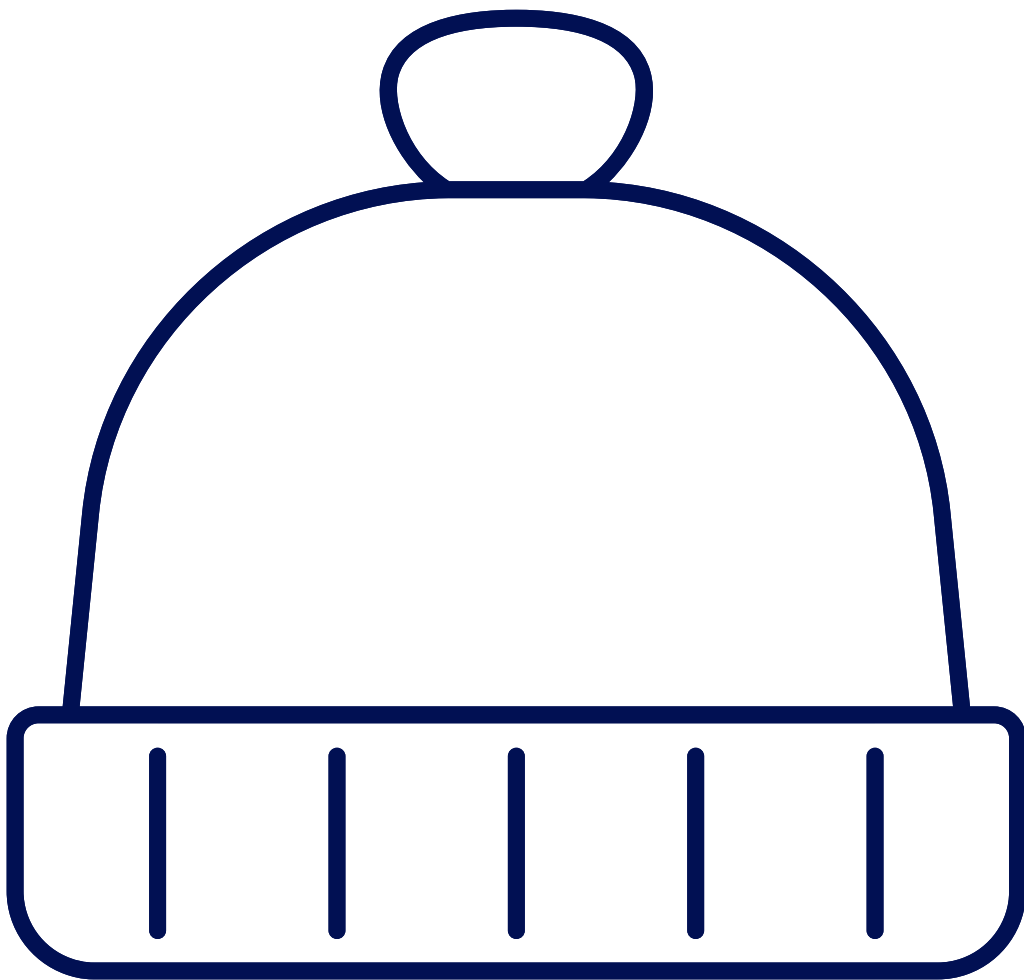
coat

Color the picture



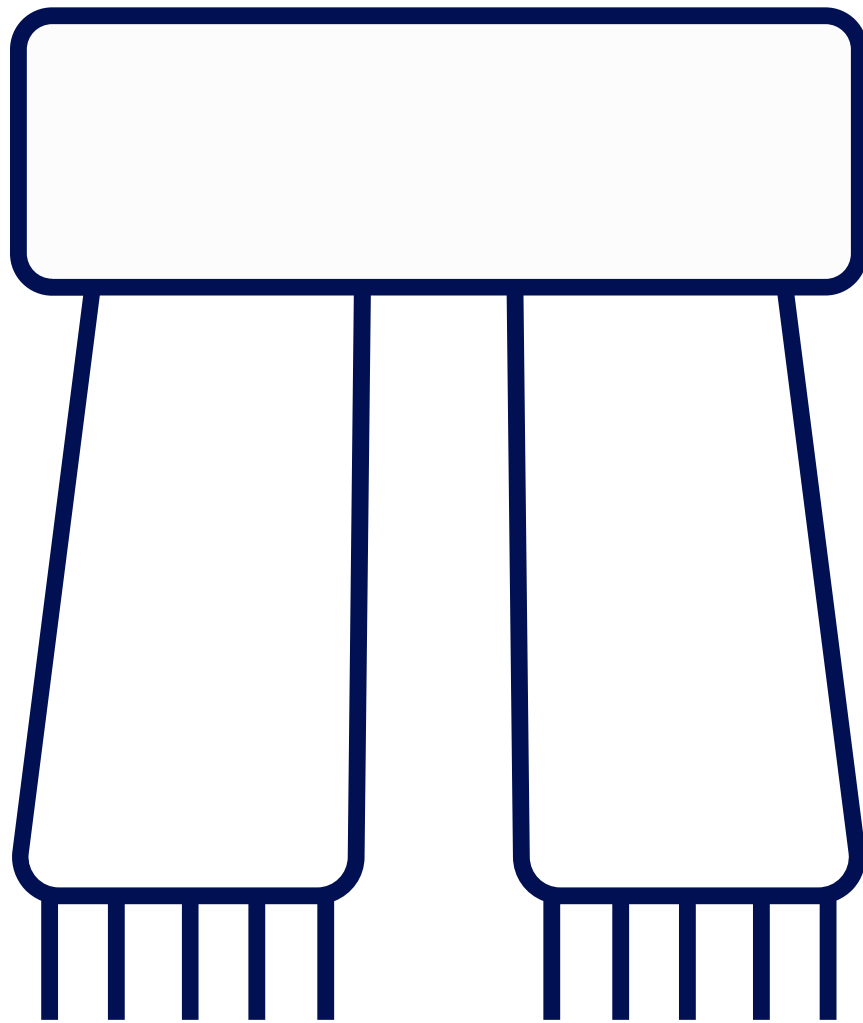
boots

Color the picture



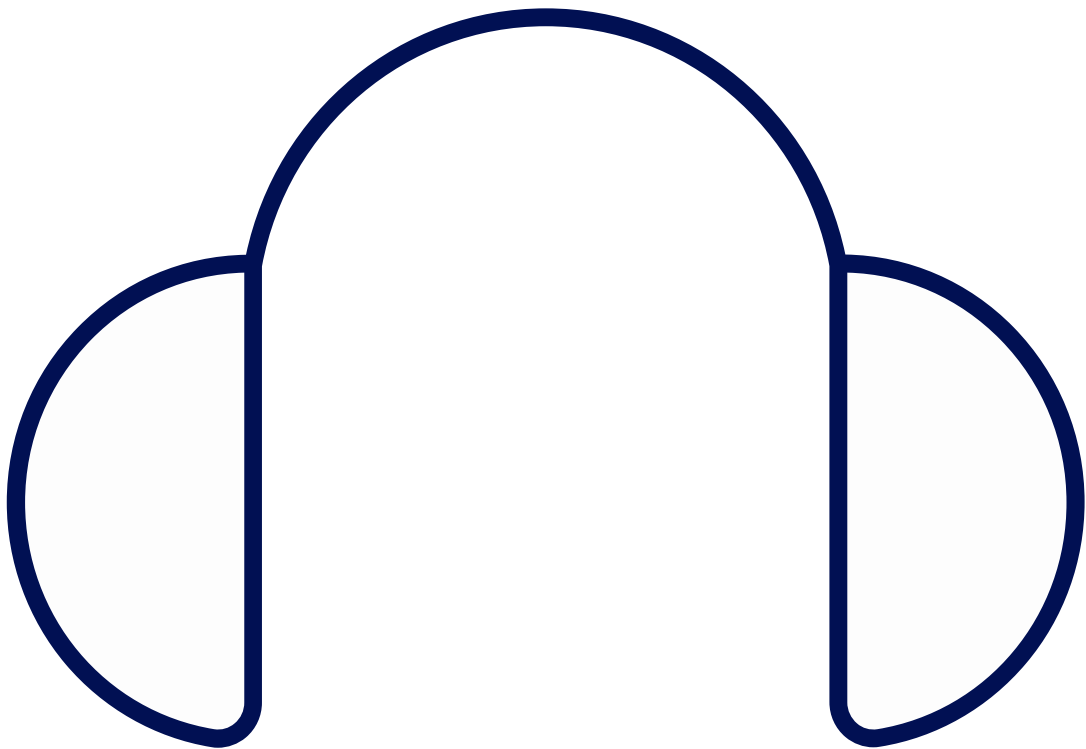
beanie

Color the picture



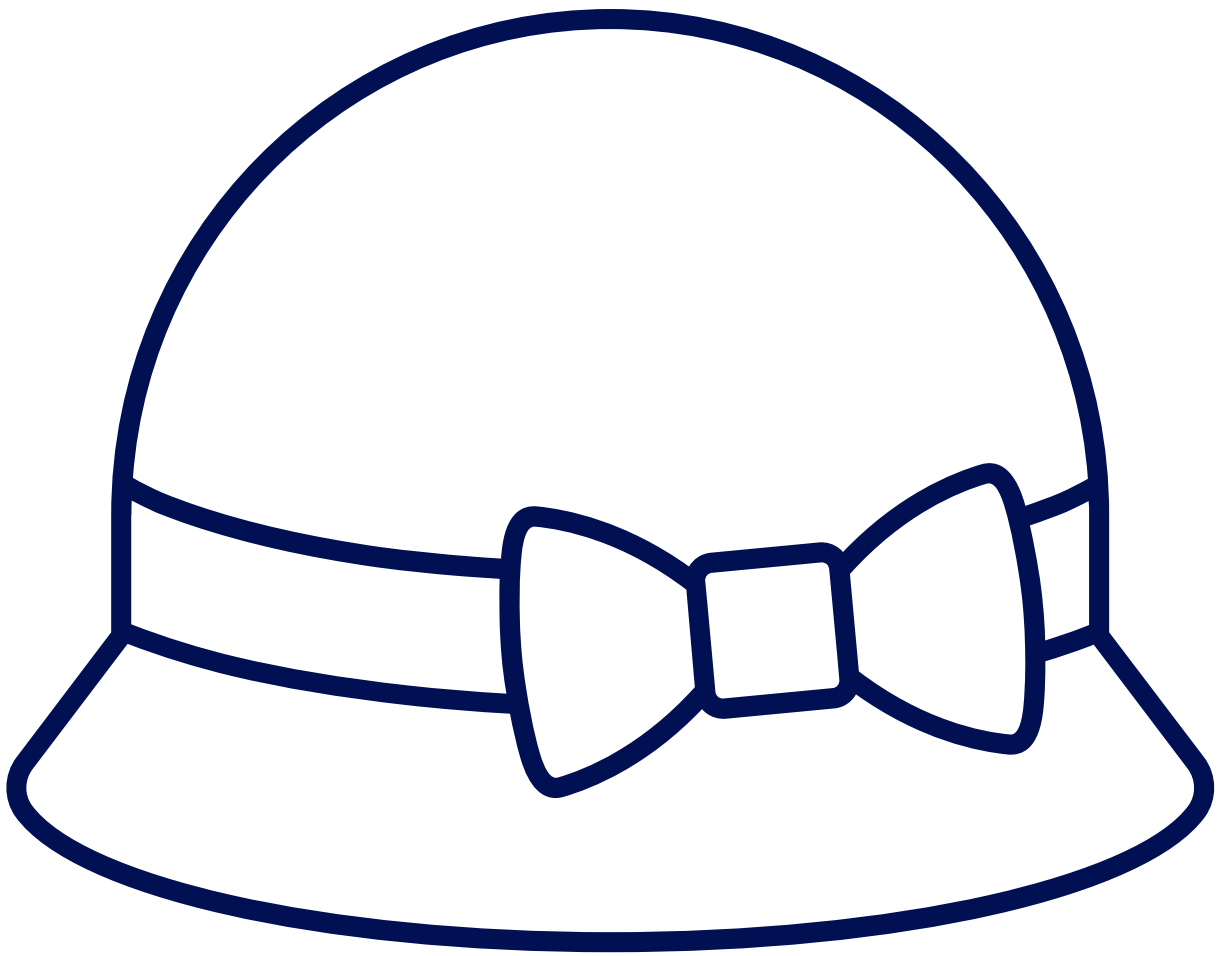
scarf

Color the picture



earmuffs

Color the picture



hat

WINTER SCISSORS SKILLS

Carefully practice your scissors skill by cutting from the bottom to the animals.



WINTER SCISSORS SKILLS

Carefully practice your scissors skill by cutting from the bottom to the animals.




WINTER SCISSORS SKILLS

Carefully practice your scissors skill by cutting from the bottom to the animals.



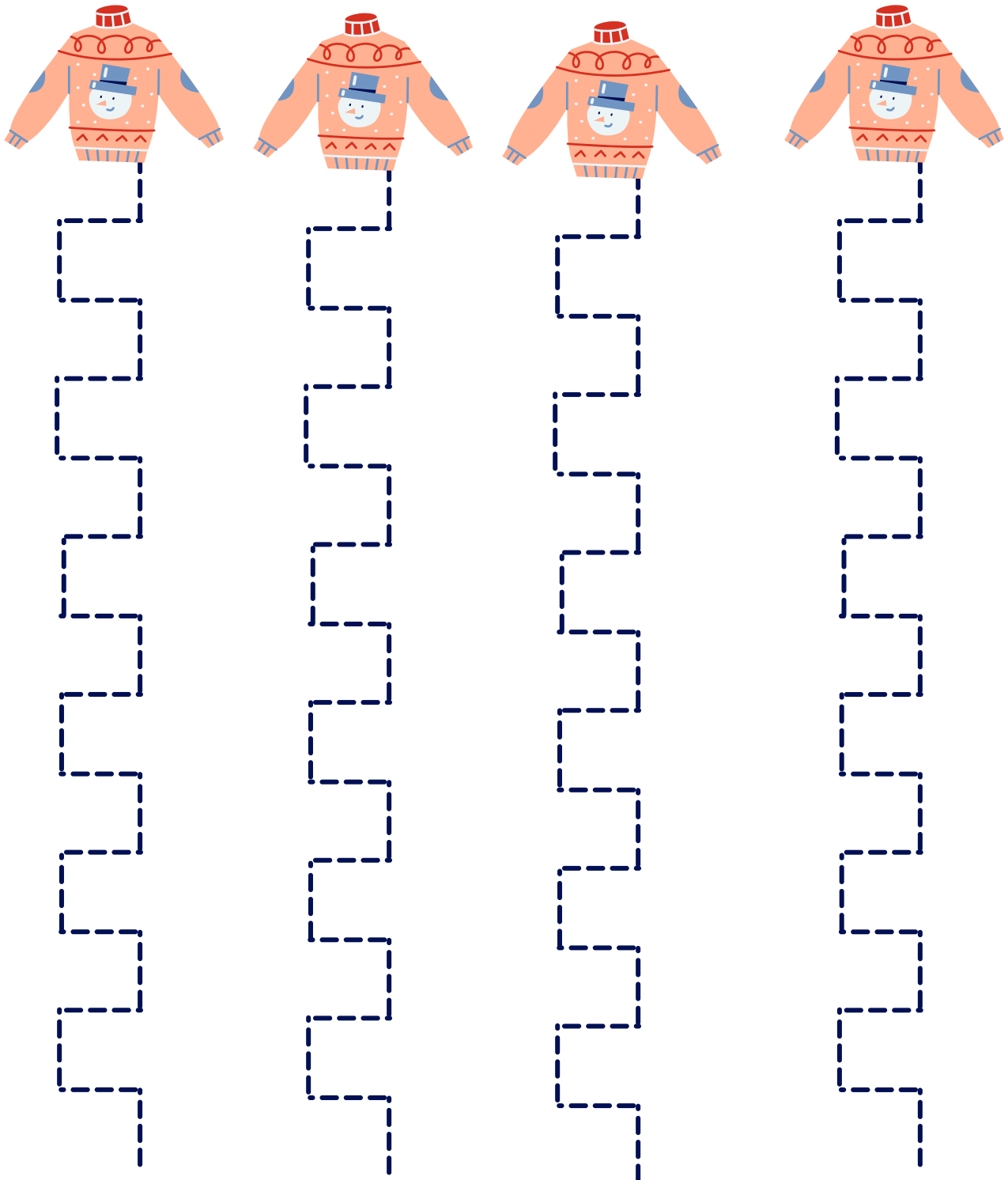
WINTER SCISSORS SKILLS

Carefully practice your scissors skill by cutting from the bottom to the penguins.



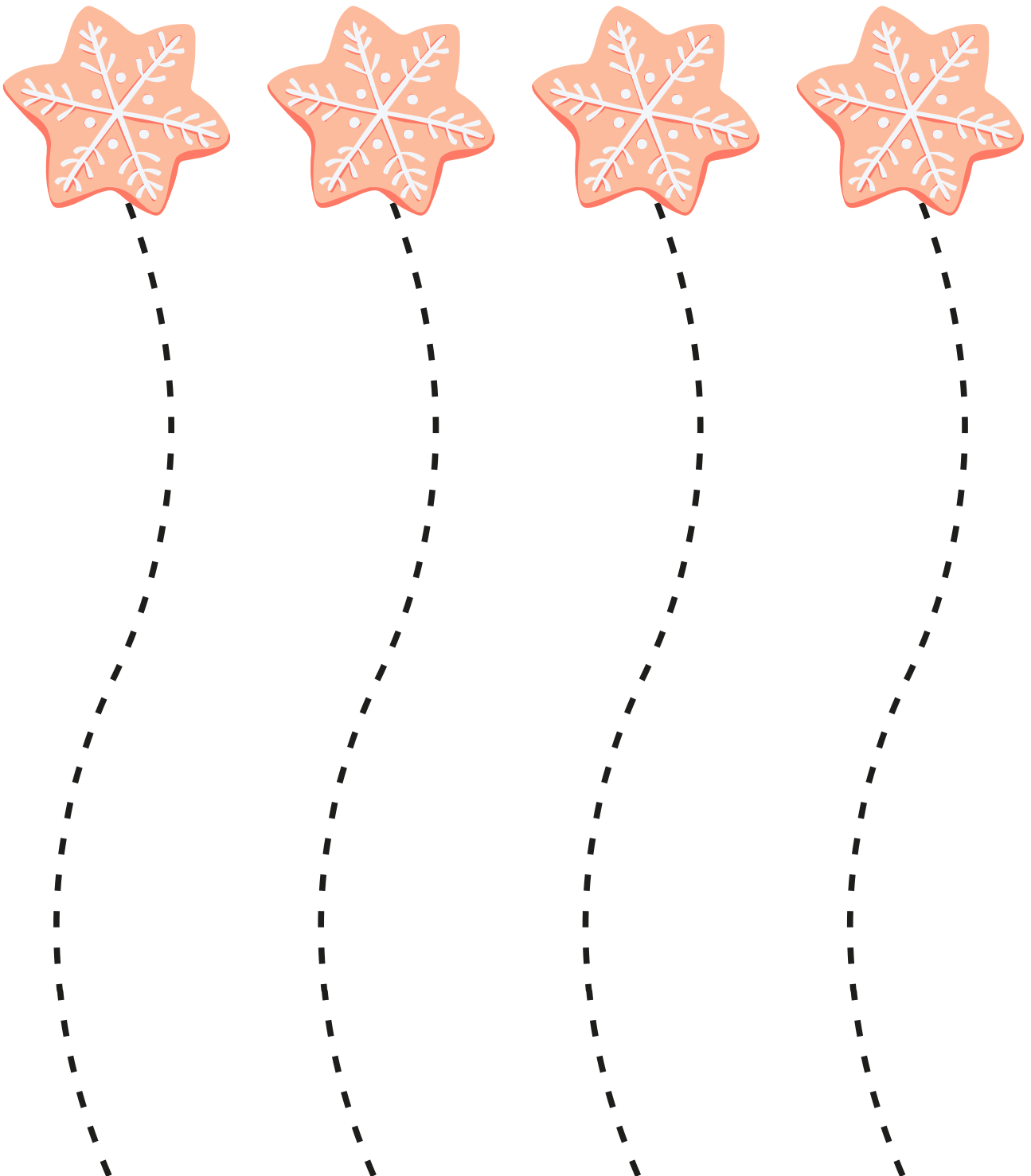
WINTER SCISSORS SKILLS

Carefully practice your scissors skill by cutting from the bottom to the winter clothes.




WINTER SCISSORS SKILLS

Carefully practice your scissors skill by cutting from the bottom to the gingerbread cookies.



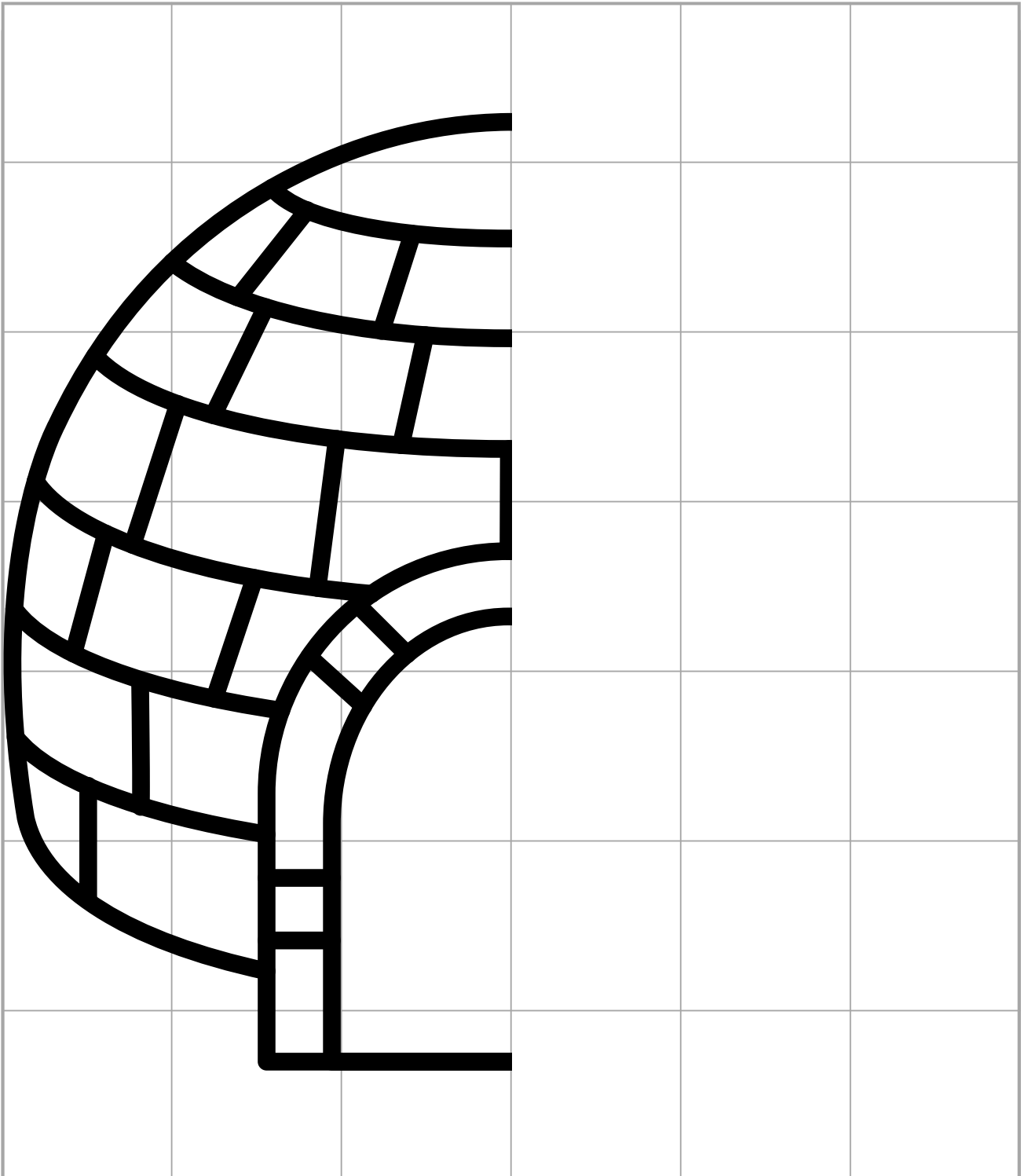
Winter SYMMETRY

Use the grid to draw the other side of the image:



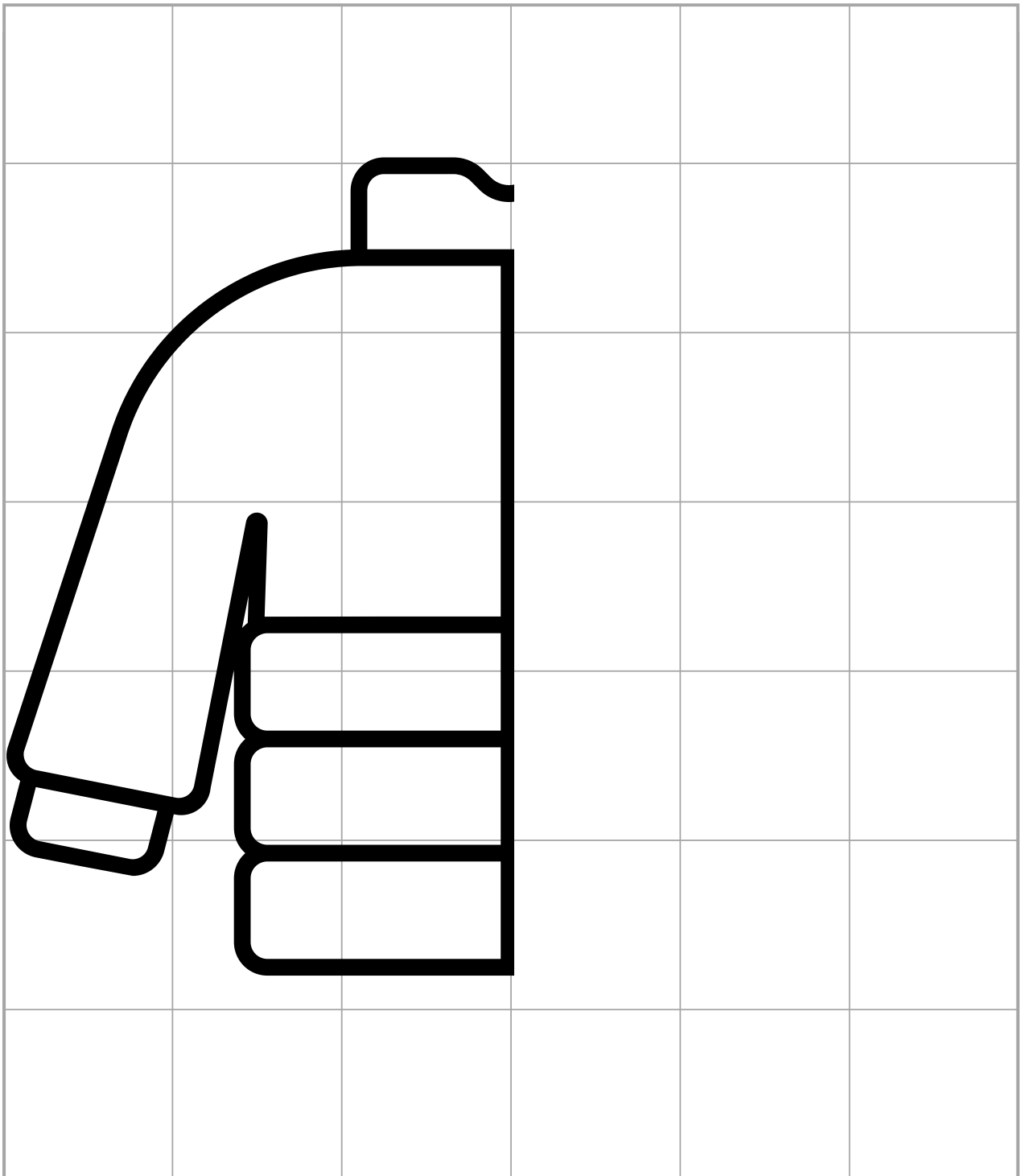
Winter SYMMETRY

Use the grid to draw the other side of the image:



Winter SYMMETRY

Use the grid to draw the other side of the image:




SPRING ACTIVITIES




SPRING VOCABULARY

Identify the pictures below. Use the word bank below to name each picture.







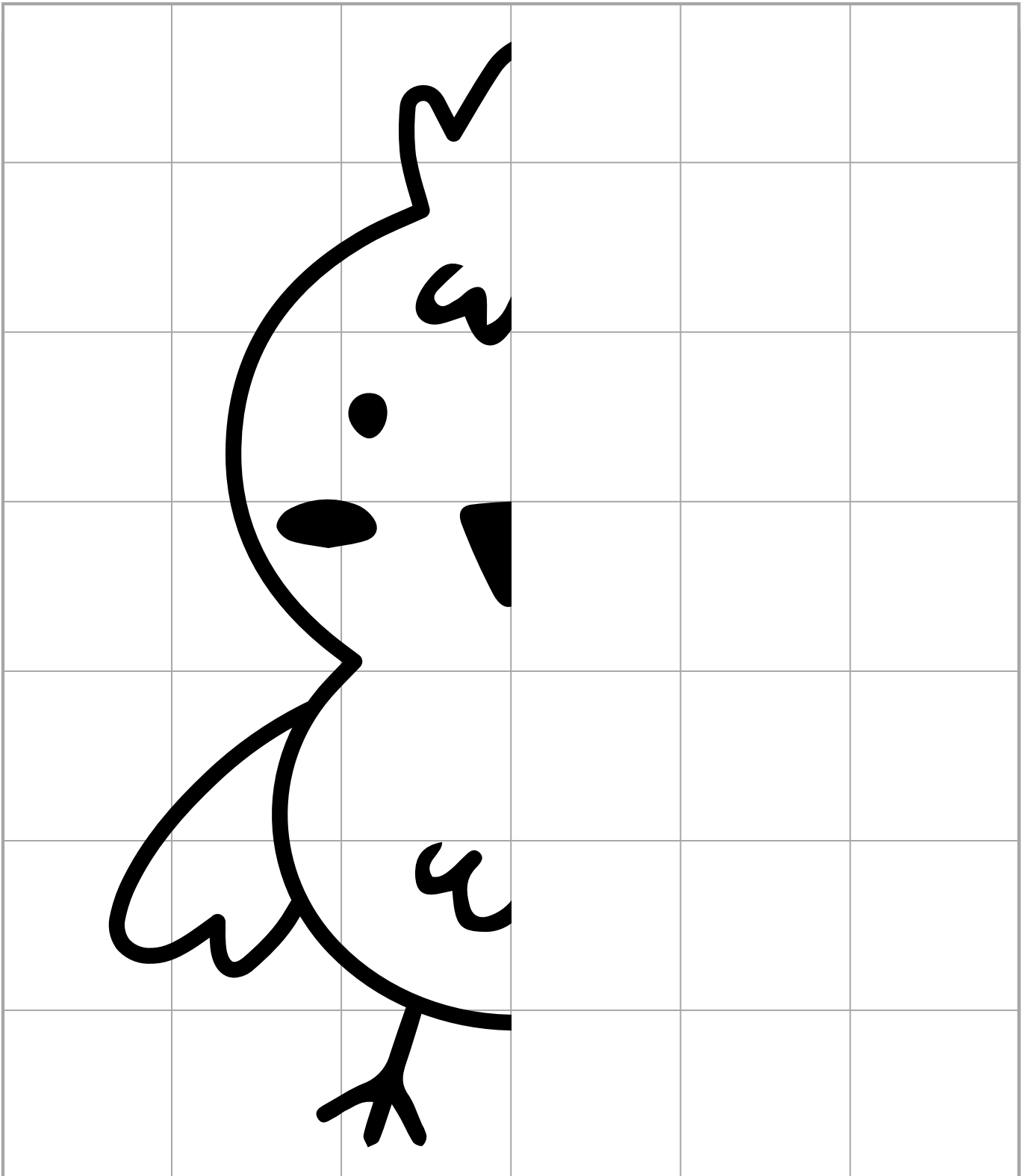


Word Bank:

caterpillar	flower	butterfly	leaf
-------------	--------	-----------	------

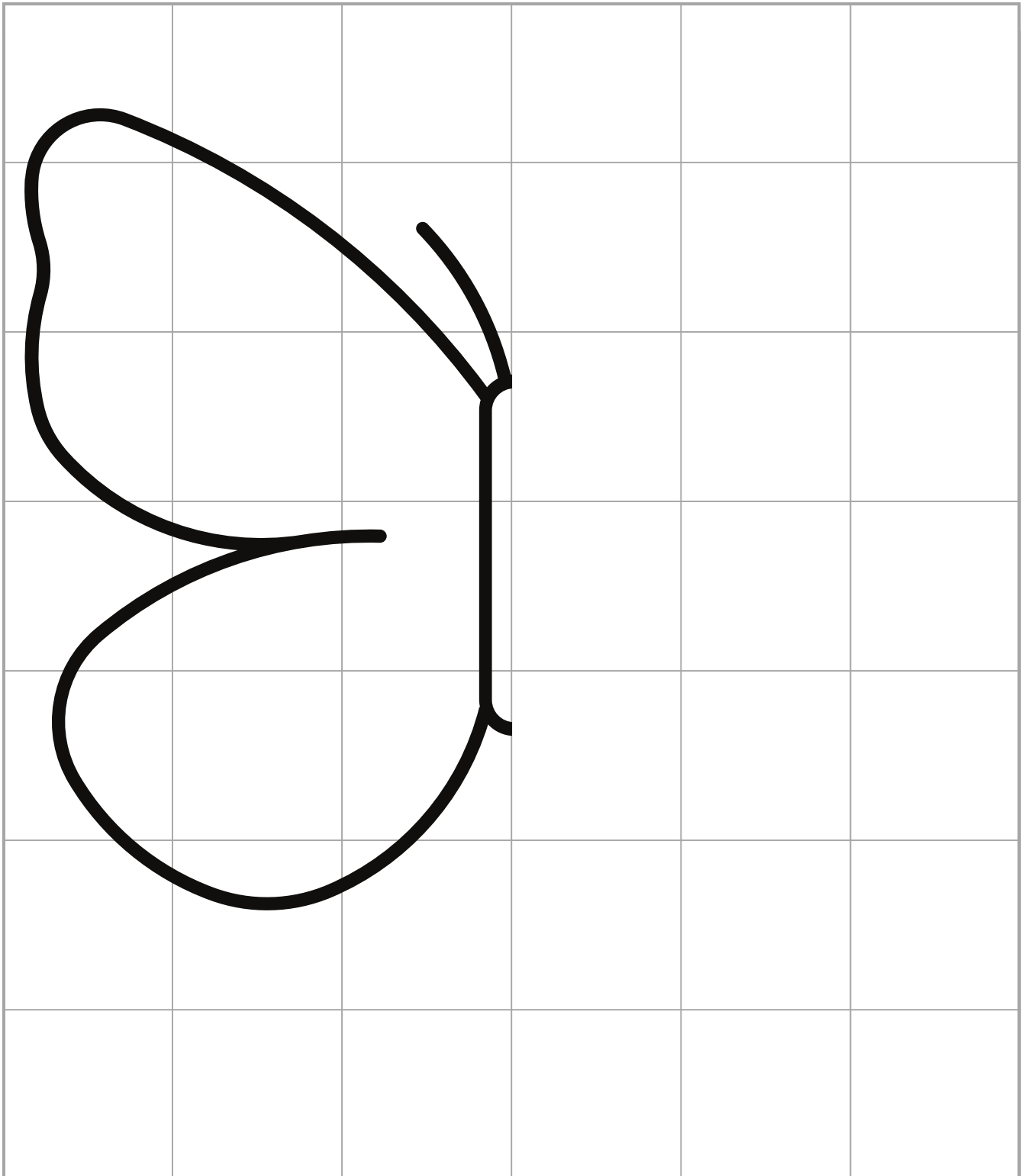
SPRING SYMMETRY

Use the grid to draw the other side of the image:




SPRING SYMMETRY

Use the grid to draw the other side of the image:



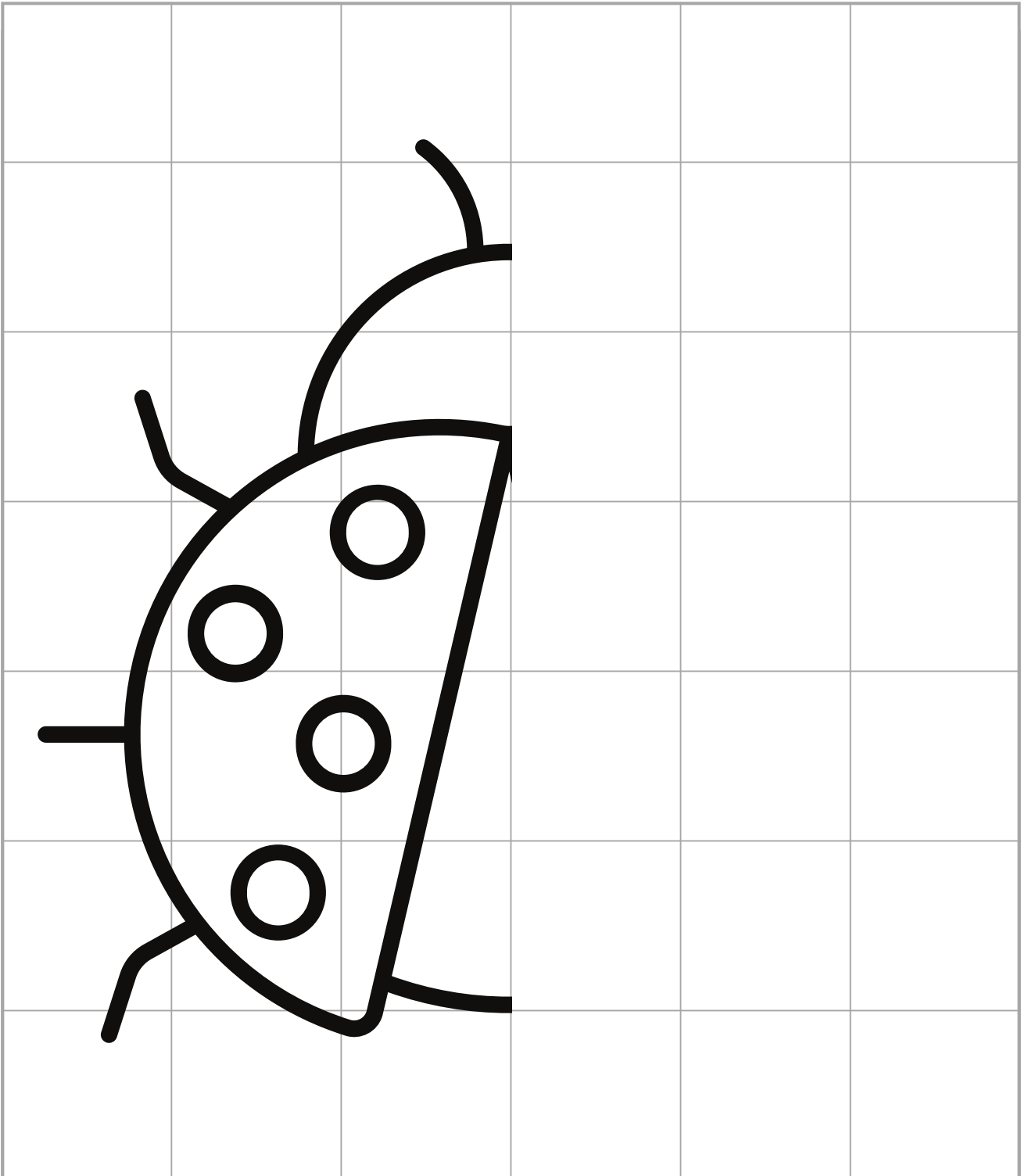
SPRING SYMMETRY

Use the grid to draw the other side of the image:




SPRING SYMMETRY


Use the grid to draw the other side of the image:



SPRING VOCABULARY

Identify the pictures below. Use the word bank below to name each picture.









Word Bank:

rain	nest	bee	sun
------	------	-----	-----

SPRING COLORING

Color the picture below.




SPRING COLORING

Color the picture below.



SPRING COLORING

Color the picture below.



SPRING COLORING

Color the picture below.



SPRING COLORING

Color the picture below.



SPRING WORD SEARCH

F	A	I	G	H	F	U	L	N	S	M
W	B	I	R	T	H	I	L	O	P	D
I	L	E	E	F	L	O	W	E	R	S
N	O	E	E	C	H	E	S	E	I	E
F	O	T	N	E	R	H	U	C	N	V
O	M	R	U	O	K	V	N	O	G	A
W	A	R	M	C	B	R	S	L	G	E
N	E	L	I	L	U	G	H	O	I	L
I	L	H	T	S	D	I	I	U	M	W
A	C	E	E	R	S	V	N	R	L	E
H	S	E	A	S	O	N	E	J	A	N

SPRING

SEASON

WARM

BLOOM

FLOWER

BIRTH

NEW LEAVES

BUDS

CHICK

GREEN

SUNSHINE

COLOUR

SPRING COUNT


Instructions: Count each item, then tally them into the boxes below:




SPRING SYMMETRY

Use the grid to draw the other side of the image:




SPRING MAZE


Help the bee find the flower:



SPRING COUNTING









Find and count the following items.









SPRING COUNTING

Count the fruits and circle the correct number.

	<div>5</div> <div>6</div> <div>4</div>		<div>2</div> <div>1</div> <div>3</div>
	<div>9</div> <div>10</div> <div>8</div>		<div>1</div> <div>2</div> <div>3</div>
	<div>6</div> <div>4</div> <div>5</div>		<div>5</div> <div>6</div> <div>4</div>







SPRING COUNTING

Count the vegetables and circle the correct number.

	<div>4</div> <div>6</div> <div>5</div>		<div>9</div> <div>10</div> <div>8</div>
	<div>6</div> <div>5</div> <div>4</div>		<div>2</div> <div>3</div> <div>4</div>
	<div>4</div> <div>5</div> <div>6</div>		<div>7</div> <div>8</div> <div>9</div>







SPRING COUNTING

Count the ladybug spots and circle the correct number.

	<div>1</div> <div>3</div> <div>2</div>		<div>3</div> <div>2</div> <div>1</div>
	<div>4</div> <div>6</div> <div>5</div>		<div>5</div> <div>7</div> <div>6</div>
	<div>9</div> <div>10</div> <div>8</div>		<div>1</div> <div>2</div> <div>3</div>







SPRING PATTERN

Look at the patterns below. Cut out the images at the bottom. Paste the image that comes next in each pattern.



SPRING PATTERN

Look at the patterns below. Cut out the images at the bottom. Paste the image that comes next in each pattern.





AUTUMN ACTIVITIES



A cartoon illustration of a young girl with long, wavy orange hair, wearing a brown coat, a red and white striped scarf, and brown boots. She is jumping joyfully with her arms raised in the air. The background features rolling yellow hills, white clouds, and a white picket fence. The scene is framed by a decorative border at the top and bottom with autumn-themed elements like leaves, birds, and fruit.



AUTUMN VOCABULARY

Identify the pictures below. Use the word bank below to name each picture.










Word Bank:

acorn	apple	mushroom	leaf
-------	-------	----------	------

AUTUMN VOCABULARY

Identify the pictures below. Use the word bank below to name each picture.










Word Bank:

pie	deer	pumpkin	squirrel
-----	------	---------	----------

AUTUMN COUNTING




Find and count the following items.




AUTUMN COUNTING


Count the apples and circle the correct number.




- 5
- 6
- 7




- 5
- 3
- 4




- 1
- 2
- 3



- 8
- 7
- 6









- 2
- 4
- 3



- 2
- 3
- 4







AUTUMN COUNTING

Count the apples and circle the correct number.

	<div>5</div> <div>9</div> <div>7</div>		<div>1</div> <div>3</div> <div>4</div>
	<div>4</div> <div>2</div> <div>3</div>		<div>8</div> <div>2</div> <div>6</div>
	<div>2</div> <div>4</div> <div>5</div>		<div>2</div> <div>3</div> <div>4</div>







AUTUMN COUNTING

Count the ants and circle the correct number.

	<div>1</div> <div>2</div> <div>3</div>		<div>3</div> <div>5</div> <div>4</div>
	<div>10</div> <div>9</div> <div>11</div>		<div>7</div> <div>5</div> <div>6</div>
	<div>4</div> <div>5</div> <div>6</div>		<div>2</div> <div>1</div> <div>3</div>




AUTUMN COUNTING

Count the butterfly dots and circle the correct number.

 7 6 8	 3 4 5
 4 2 3	 7 8 6
 6 5 4	 1 2 3

AUTUMN PATTERN

Look at the patterns below. Cut out the images at the bottom. Paste the image that comes next in each pattern.



AUTUMN WORD SEARCH

X	E	I	L	E	A	V	E	S	S	C
S	T	I	R	T	U	I	L	O	P	O
E	A	R	E	F	T	O	W	E	Y	O
E	N	E	E	C	U	E	S	F	E	L
R	R	T	N	D	M	H	U	A	L	E
T	E	O	R	A	N	G	E	E	L	R
E	B	R	M	C	B	R	S	L	O	E
R	I	L	L	O	U	G	H	O	W	L
A	H	L	T	R	D	I	I	U	M	W
B	A	E	E	N	F	O	X	R	L	E
F	S	E	A	N	I	K	P	M	U	P

AUTUMN

ORANGE

RED

HIBERNATE

FALL

COOLER

YELLOW

FOX

LEAVES

ACORN






BARE TREES

LEAF

AUTUMN COUNT

Instructions: Count each item, then tally them into the boxes below:




AUTUMN MAZE



Help the chipmunk find the acorn:



FIND THE WORD

Color the circles with these letters to make the word from the box.



B

A

U

T

C

C

M

L

Z

Z

I

S

B

L

R

T

E

L

UMBRELLA

FIND THE WORD

Color the circles with these letters to make the word from the box.

S

A

F

H

Z

L

P

I

S

C

T

N

E

L



SHOES

O

W

R

K


AUTUMN COLORING

Color the picture below.



AUTUMN COLORING

Color the picture below.



AUTUMN COLORING

Color the picture below.



AUTUMN COLORING

Color the picture below.



AUTUMN COLORING

Color the picture below.




AUTUMN COLORING

Color the picture below.



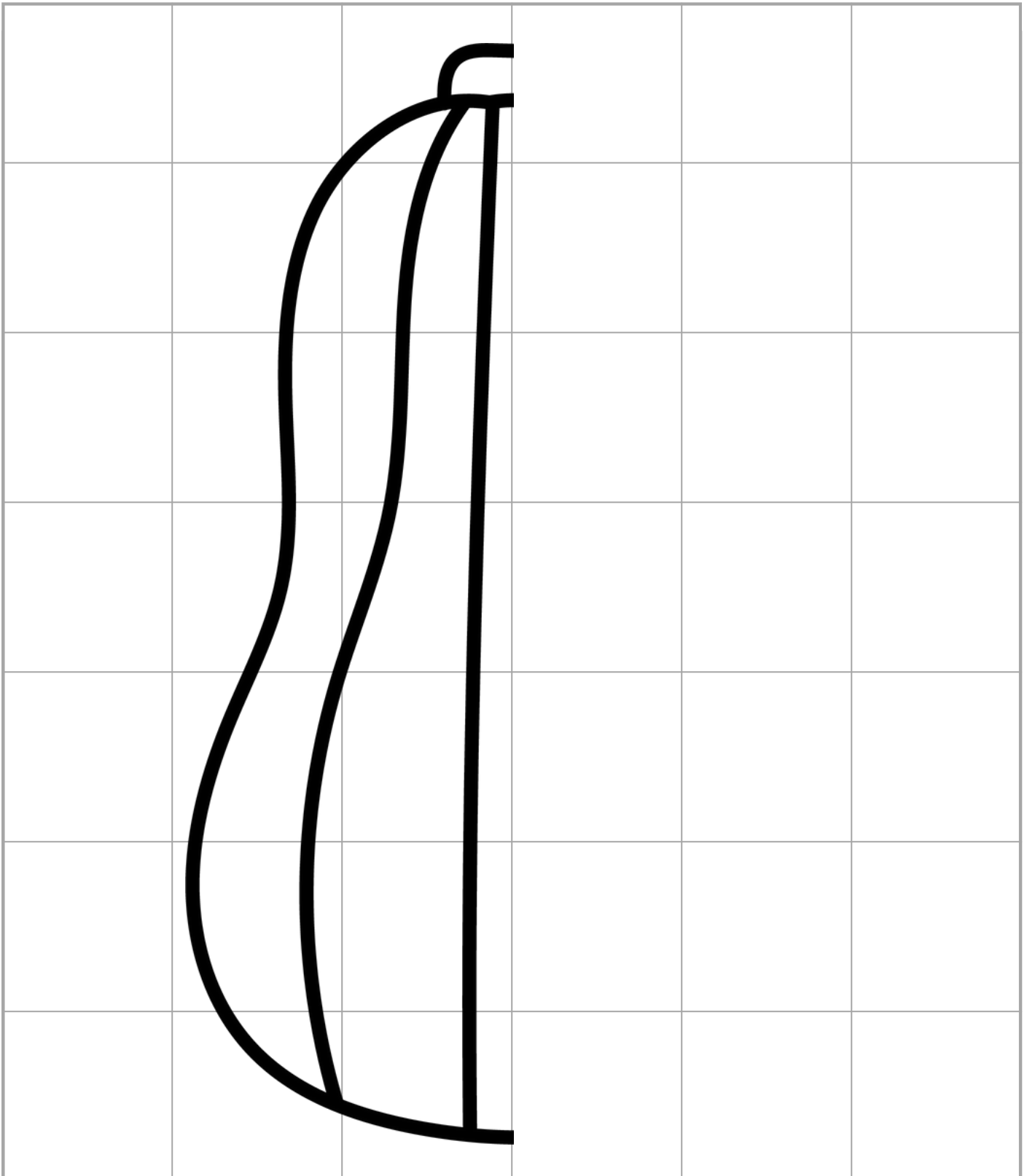
AUTUMN SYMMETRY

Use the grid to draw the other side of the image:



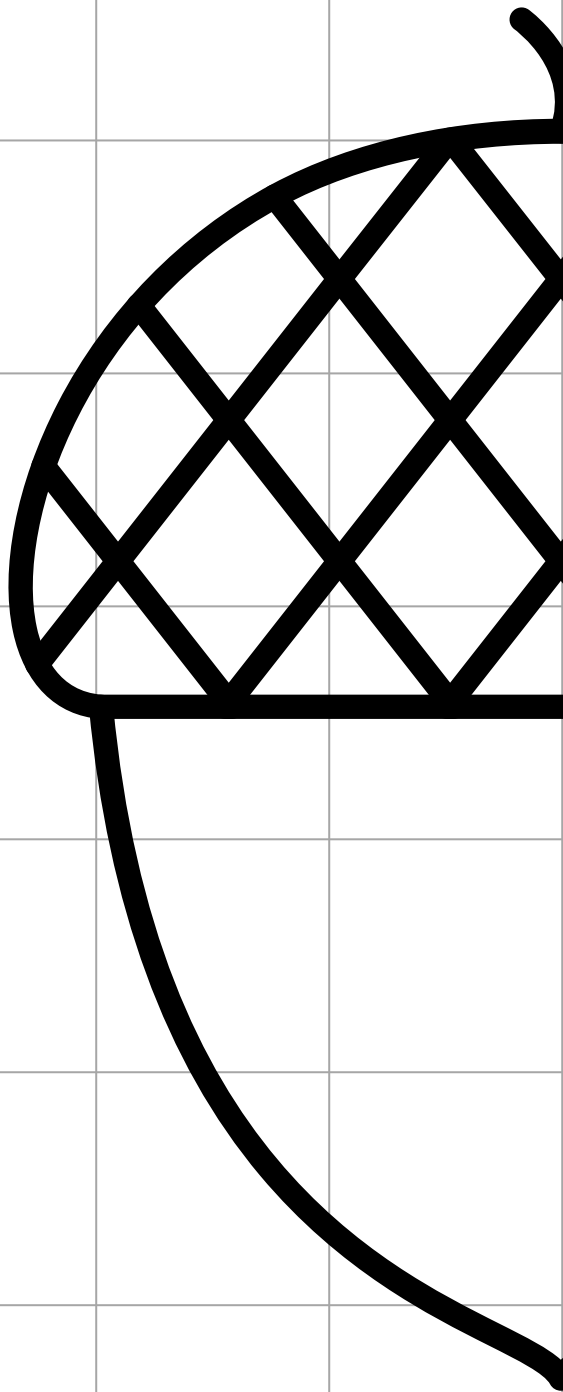
AUTUMN SYMMETRY

Use the grid to draw the other side of the image:



AUTUMN SYMMETRY

Use the grid to draw the other side of the image:



AUTUMN SYMMETRY

Use the grid to draw the other side of the image:

