


Hello from Miss Turk studio!

Thank you for choosing **Miss Turk Studio**, I hope you and your kid enjoy my 2D shapes busy book bundle.

Please if you have any question or need any help let me know by writing your question on the website or send an email to: esraaturk5@gmail.com or on Facebook : Esraa M. Turk.

And I would love to read your review and any feedback you have is very welcomed, it will be very helpful.

INSTRUCTION:

- Print out the designs.
- Laminate the mats and cards. Then cut apart the cards and any page with this sign. ←  - - -
- You can make this center extra fun by applying clear Velcro dots to the cards and mats.
- Use whiteboard marker if you wanted To write and wipe.



Shapes hunt.



square

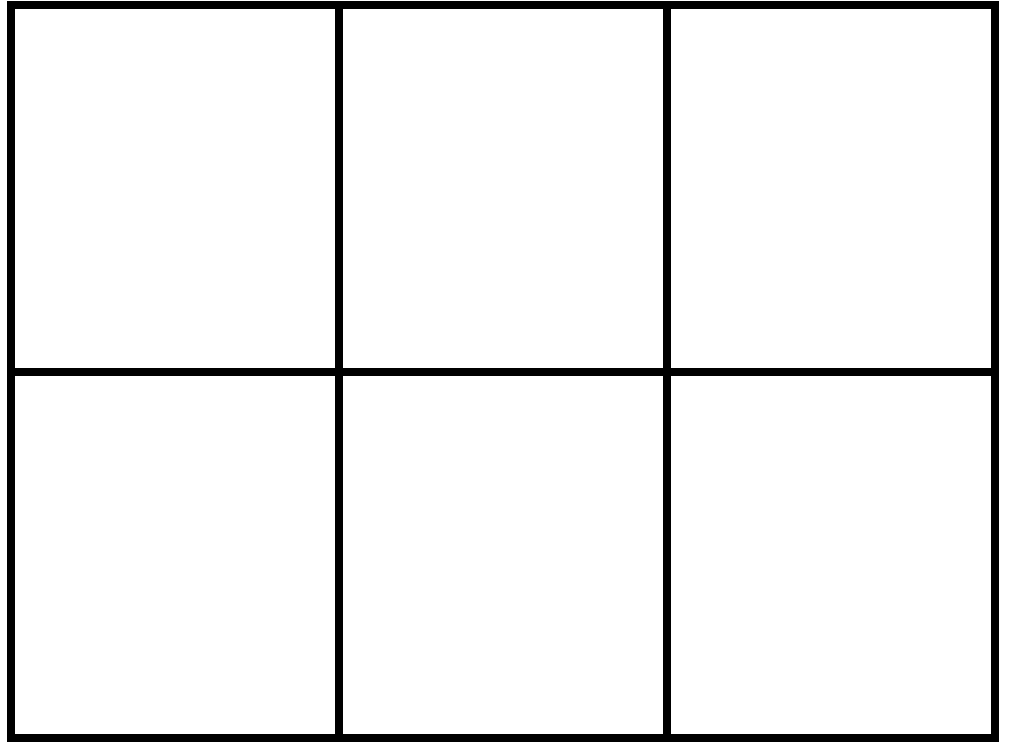
Miss Turk studio.




circle




rectangle



Miss Turk studio.



triangle





pentagon

Miss Turk studio.



hexagon



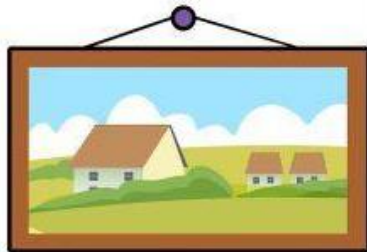




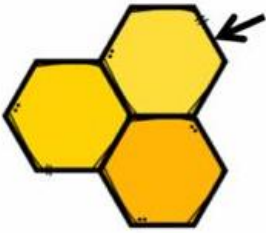


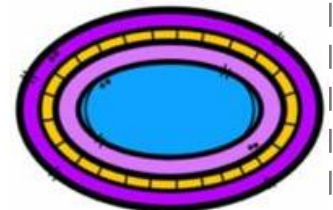
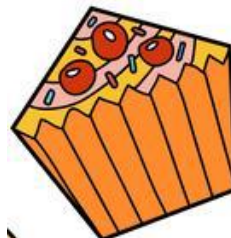


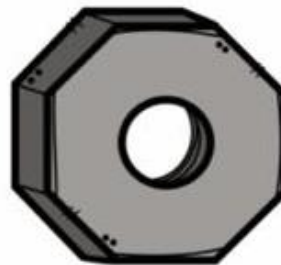


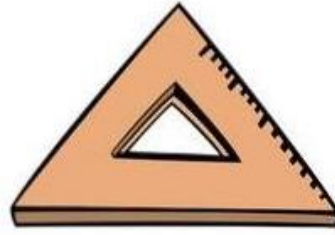
diamond

Miss Turk studio.



Oval







My shape pizza



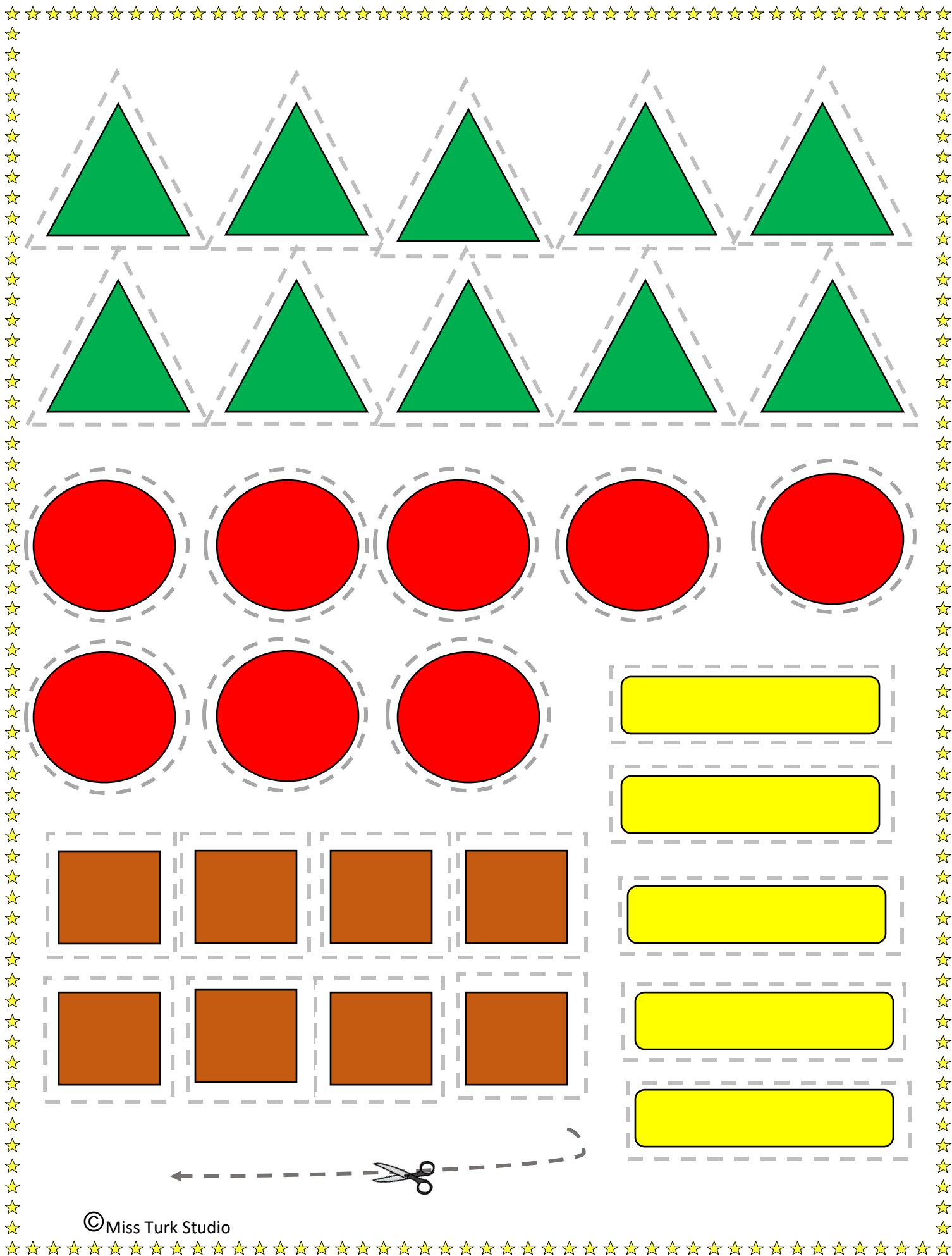
My Shape Pizza Has:

_____ **Squares.**

_____ **Circles.**

_____ **Triangles.**

_____ **Rectangles.**





1

2

3

4

1

2

3

4

5

6

7

8

5

6

7

8


9

9


0

0


MATCH SHAPES BEES




Miss Turk studio.



Miss Turk studio.




**Let's make the shapes using
play dough.**



Miss Turk studio.

Triangle.




Miss Turk studio.

Circle.


Miss Turk studio.

Square.




Miss Turk studio.

Rectangle.




Miss Turk studio.

Oval.



Miss Turk-studio.

Diamond.



Miss Turk studio.

Pentagon.

Miss Turk studio.

Hexagon.