






VEGETABLE COUNTING









10 PAGES

PRESCHOOL ACTIVITY







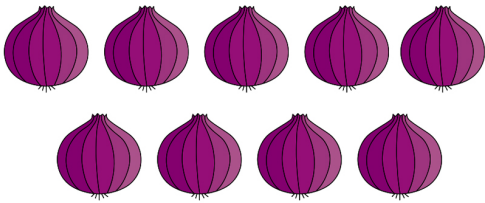



I can count







Count the number of each vegetable and sign it with appropriate number.





Count and circle the correct answer.

 9 8 7	 5 7 6
 4 3 5	 1 2 3
 6 5 4	 9 10 8
 8 7 9	 4 5 6

Teacher Resources

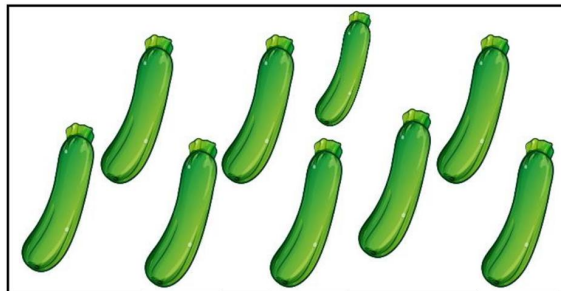


Count and write the numbers below.




Count and match the correct number.


5




10



9




3




Count and match the correct number.


1




5



8




7




Count and match the correct number.


4




3



2



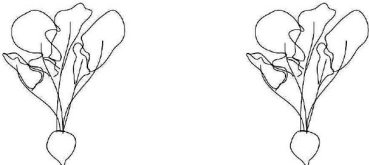
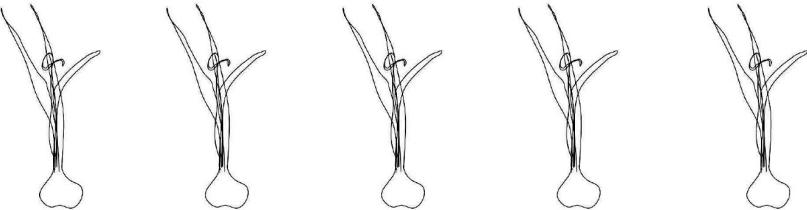
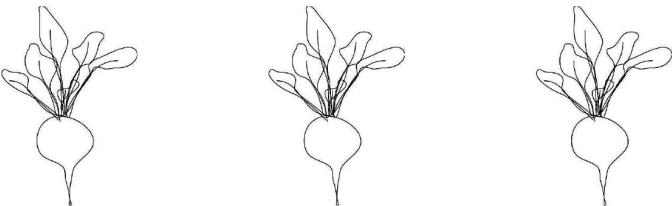


6



Vegetable Count

1. Cut out the numbers along the bottom
2. Glue each number beside the correct amount of vegetables

1

3

5

4


2

Read the directions in each of the boxes below and circle the correct number of vegetables.


Circle 5 Peppers




Circle 7 Carrots



Circle 4 Onions



Circle 3 Radishes



Count the products in each box and write the numbers.

