

My First Book of

UPPERCASE LETTERS



If your child is starting to learn the alphabet, then
this book will build on that foundation.

This is a fun and easy way to help your child learn to
read and write uppercase alphabet letters.



Drawing Vertical Lines

Date _____

To parents

Write your child's name and the date in the boxes above. Line drawing exercises help your child to develop basic pencil-control skills. Have your child draw lines carefully. When your child completes each exercise, praise him or her.





- Draw a line from top to bottom connecting the two pictures.



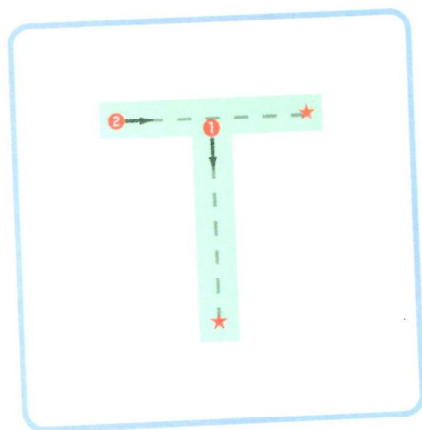


Writing L, T, and H

- Draw a line from the dot (●) to the star (★).
Follow the order of the numbers.



LION



TOMATO



HAT






Tracing Letters


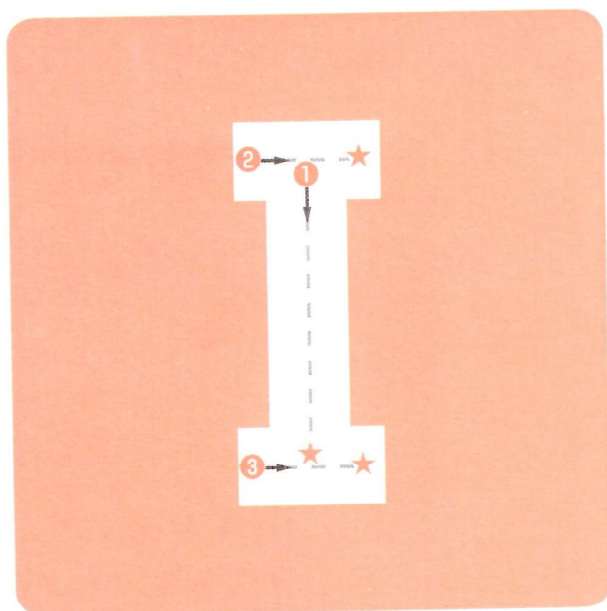

Writing I

Date

- Draw a line from the dot (●) to the star (★).
Follow the order of the numbers.




INK






A B C D E F G H I J K L M N O P Q R S T U V W X Y Z

Writing F

- Draw a line from the dot (●) to the star (★).
Follow the order of the numbers.



Fox






Tracing Letters

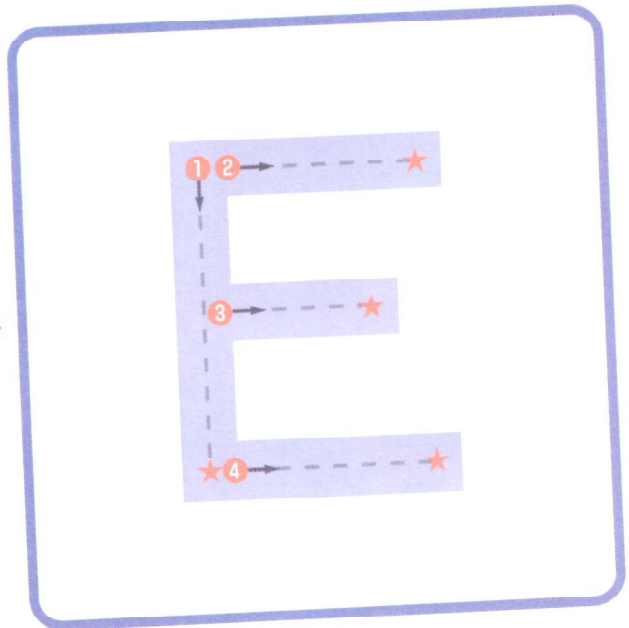



Writing E

Date _____

- Draw a line from the dot (●) to the star (★).
Follow the order of the numbers.



EGG



A B C D E F G H I J K L M N O P Q R S T U V W X Y Z

Writing I, F, and E

- Draw a line from the dot (●) to the star (★).
Follow the order of the numbers.









I_{nk}



F_{ox}

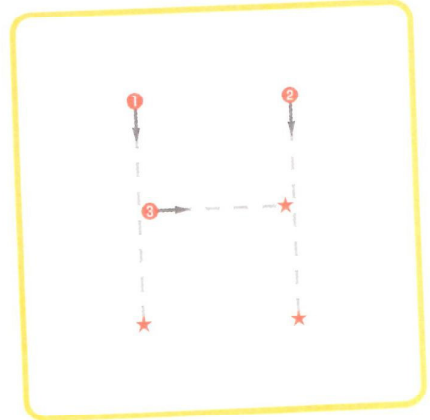


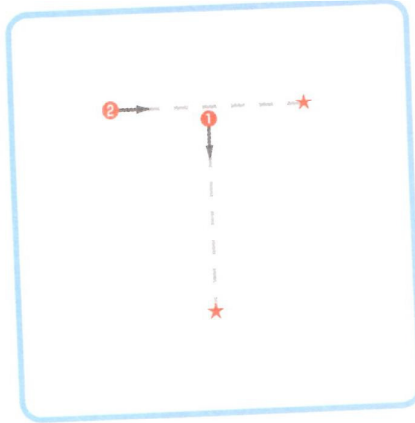
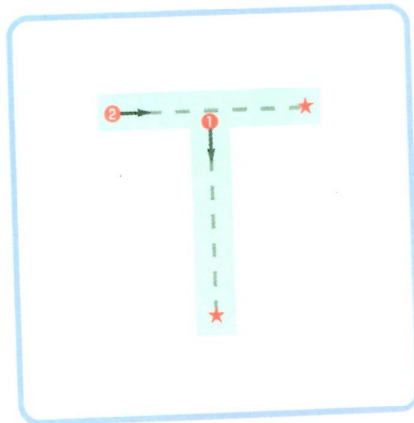

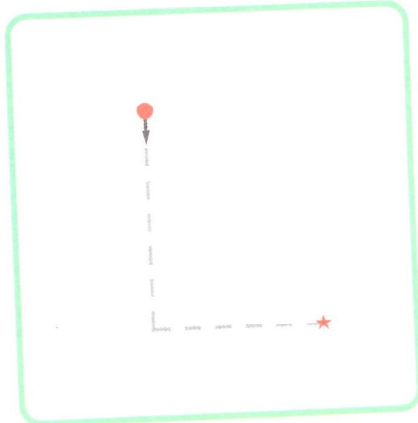




E_{gg}

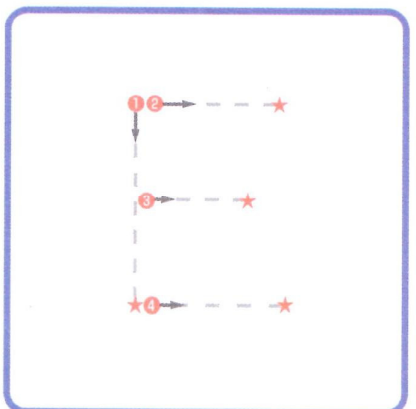
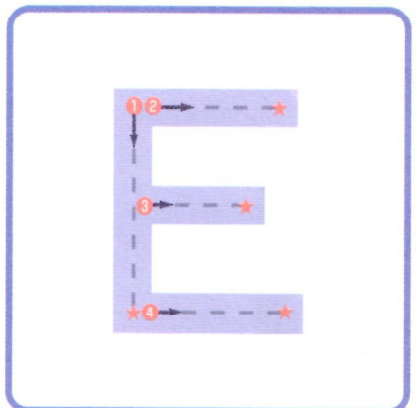

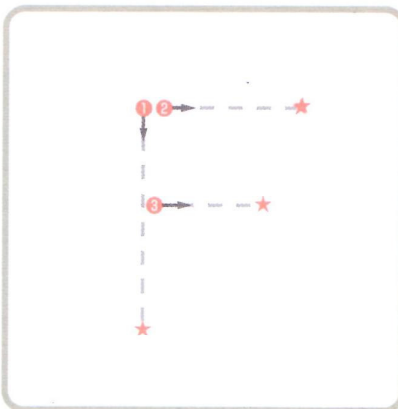

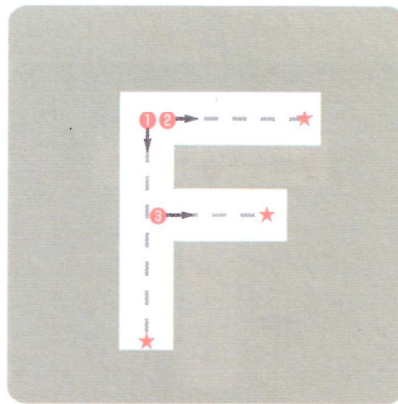
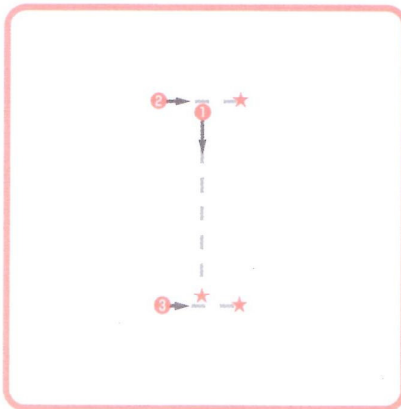
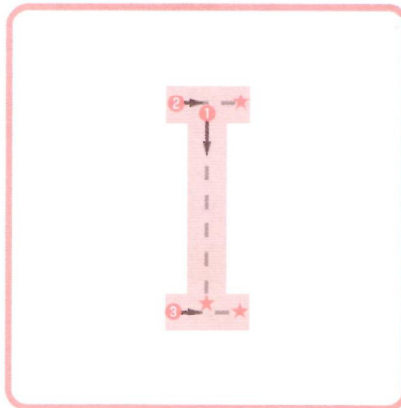





- Draw a line from the dot (●) to the star (★).
Follow the order of the numbers.



- Draw a line from the dot (●) to the star (★).
Follow the order of the numbers.








Right Diagonal Lines

Date

- Draw a line connecting each pair of pictures.



■ Draw a line connecting each pair of pictures.







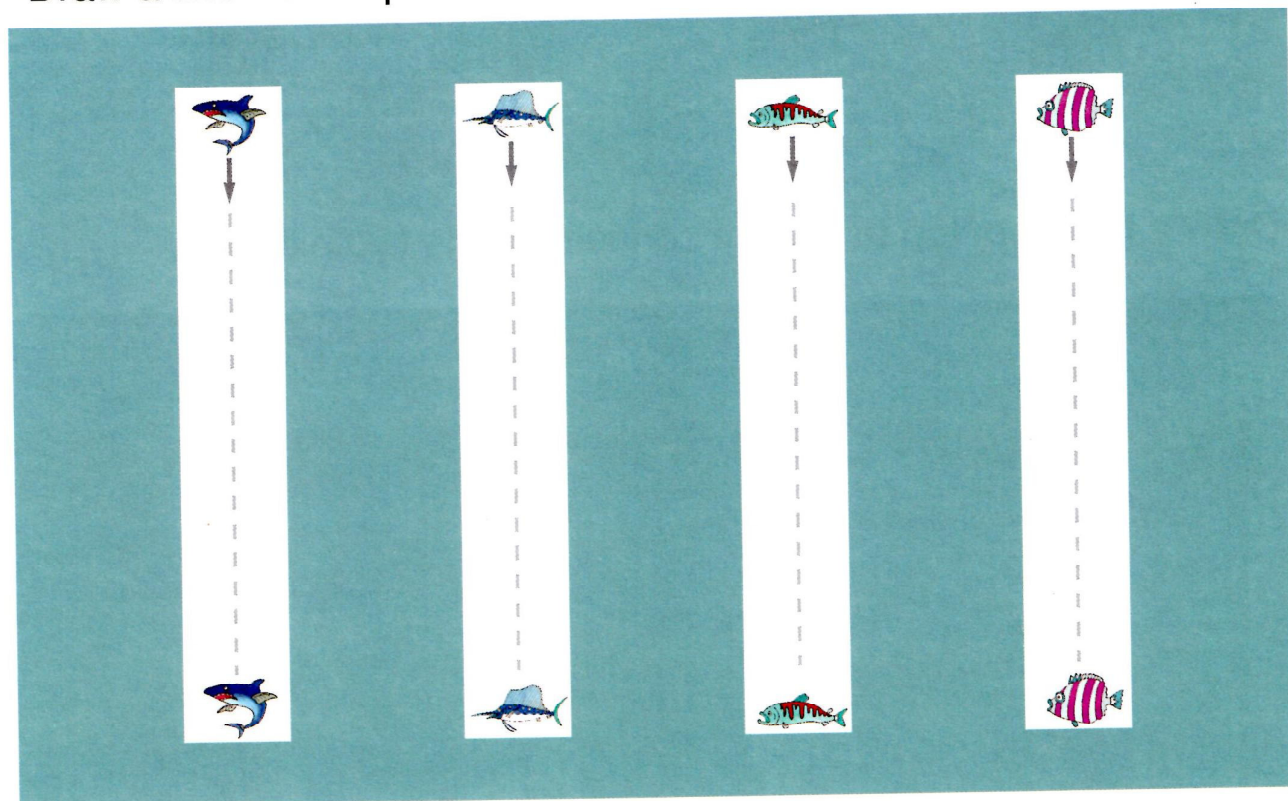
Left Diagonal Lines

Date _____



- Draw a line connecting each pair of pictures.



- Draw a line from top to bottom connecting the two pictures.




■ Draw a line connecting each pair of pictures.







■ Draw a line connecting each pair of pictures.



Left Diagonal Line

- Draw a line connecting each pair of pictures.






Tracing Letters



Writing X

Name
Date

- Draw a line from the dot (●) to the star (★).
Follow the order of the numbers.




BOX





A B C D E F G H I J K L M N O P Q R S T U V W X Y Z

Writing V

- Draw a line from the dot (●) to the star (★).



VAN



A B C D E F G H I J K L M N O P Q R S T U **V** W X Y Z




Tracing Letters

Writing Y


Name

Date

- Draw a line from the dot (●) to the star (★).
Follow the order of the numbers.



YARD




A B C D E F G H I J K L M N O P Q R S T U V W X Y Z

Writing X, V, and Y

- Draw a line from the dot (●) to the star (★).
Follow the order of the numbers.


BOX



VAN



YARD





Tracing Letters


Writing N

Date _____

- Draw a line from the dot (●) to the star (★).
Follow the order of the numbers.



NUT



- Draw a line from the dot (●) to the star (★).




ZEBRA




A B C D E F G H I J K L M N O P Q R S T U V W X Y Z

- Draw a line from the dot (●) to the star (★).
Follow the order of the numbers.



ANT



A B C D E F G H I J K L M N O P Q R S T U V W X Y Z



Drawing Horizontal Lines

Date

- Draw a line from left to right connecting the two pictures.




Writing N, Z, and A

- Draw a line from the dot (●) to the star (★).
Follow the order of the numbers.

N_{UT}



Z_{EBRA}




A_{NT}



- Draw a line from the dot (●) to the star (★).
Follow the order of the numbers.


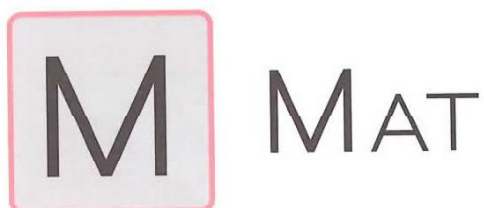


KEY



A B C D E F G H I J **K** L M N O P Q R S T U V W X Y Z

- Draw a line from the dot (●) to the star (★).
Follow the order of the numbers.






Writing W

Date _____

- Draw a line from the dot (●) to the star (★).



WATER






A B C D E F G H I J K L M N O P Q R S T U V **W** X Y Z




Writing K, M, and W

- Draw a line from the dot (●) to the star (★).
Follow the order of the numbers.

KEY







MAT



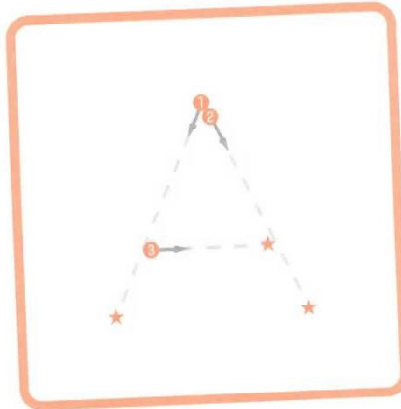

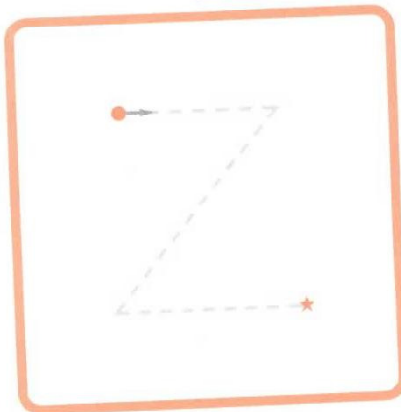



WATER







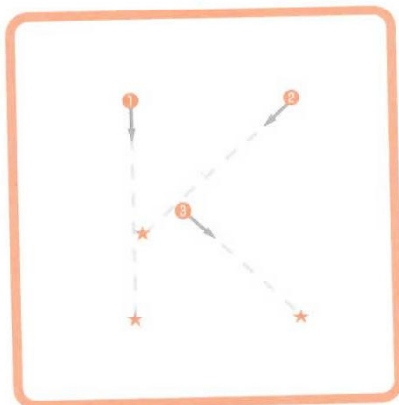

- Draw a line from the dot (●) to the star (★).
Follow the order of the numbers.



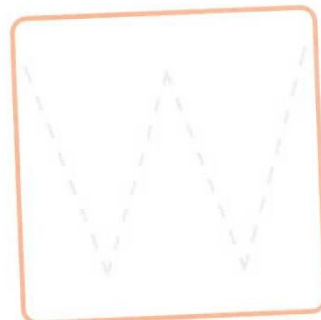


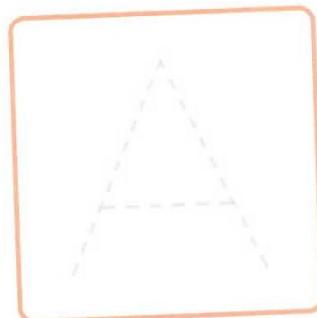
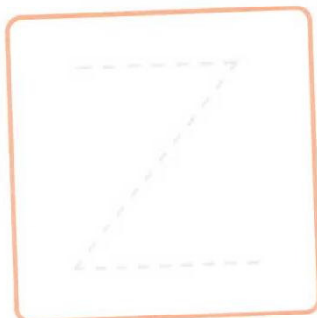






- Draw a line from the dot (●) to the star (★).
Follow the order of the numbers.



- Draw a line from the dot (●) to the star (★). Follow the order of the numbers.



Trace the letters below.











Drawing Right Curved Lines

Date


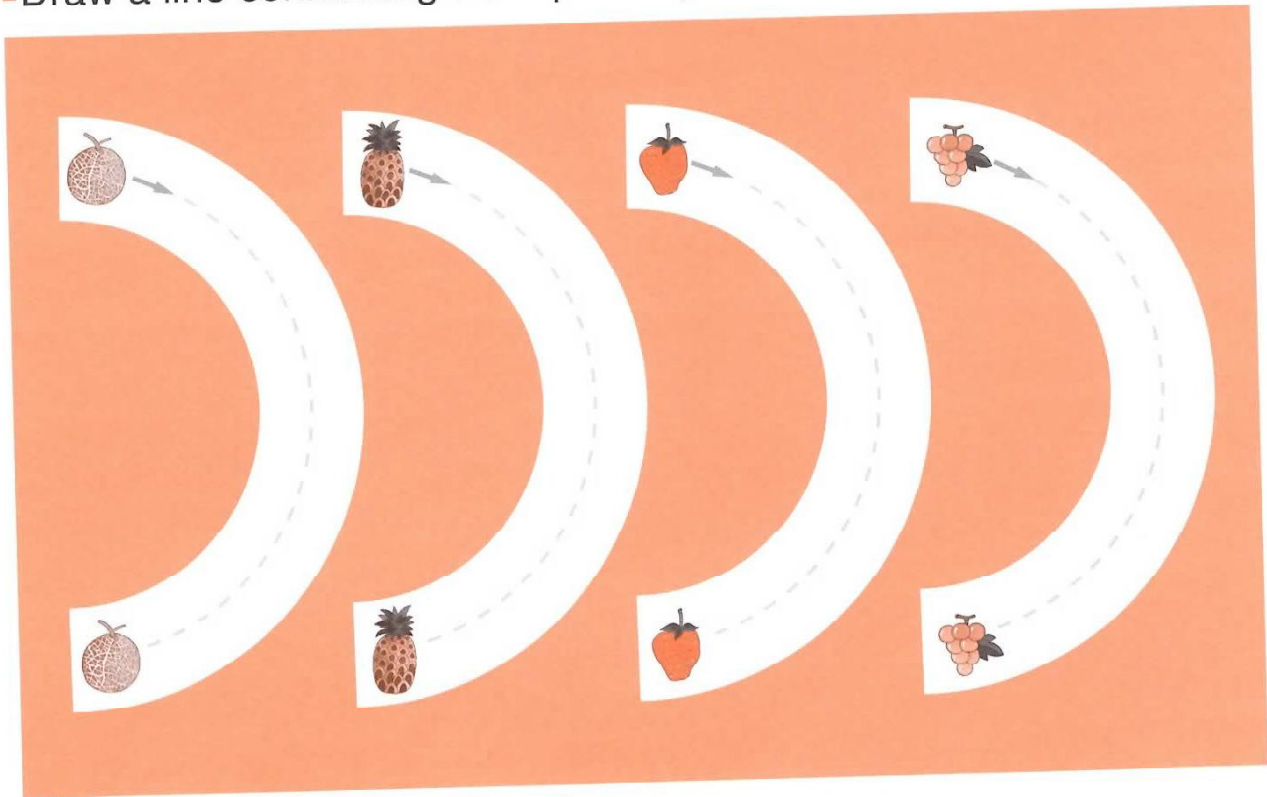
- Draw a line connecting each pair of pictures.



- Draw a line from left to right connecting the two pictures.



- Draw a line connecting each pair of pictures.








Drawing Left Curved Lines

Date

- Draw a line connecting each pair of pictures.



- Draw a line connecting each pair of pictures.







Drawing Lines

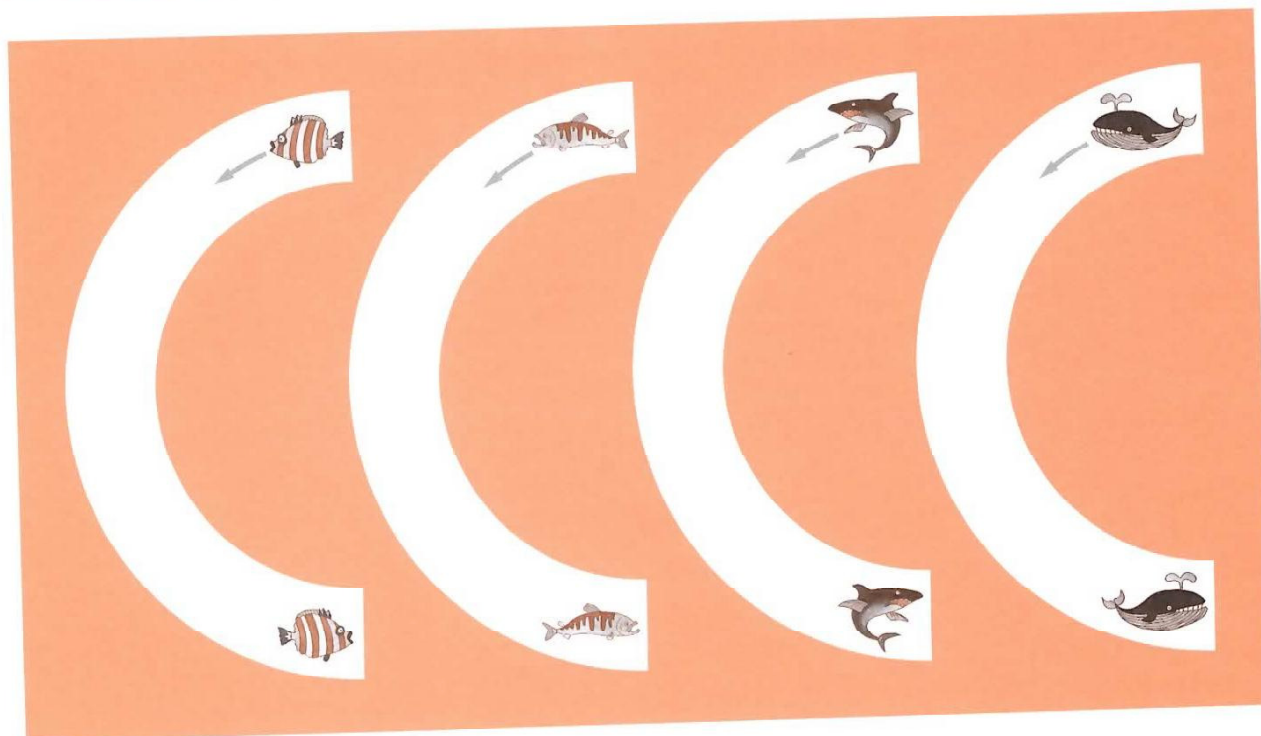

Right Curved Line

Date _____

- Draw a line connecting each pair of pictures.



- Draw a line connecting each pair of pictures.






Tracing Letters





Writing D

Date _____

- Draw a line from the dot (●) to the star (★).
Follow the order of the numbers.




DoG




Writing P

- Draw a line from the dot (●) to the star (★).
Follow the order of the numbers.




PAN



- Draw a line from the dot (●) to the star (★).
Follow the order of the numbers.





BAG





A B C D E F G H I J K L M N O P Q R S T U V W X Y Z

- Draw a line from the dot (●) to the star (★).
Follow the order of the numbers.


D_{OG}



P_{AN}



B_{AG}






Tracing Letters


Writing R

Date

- Draw a line from the dot (●) to the star (★).
Follow the order of the numbers.



RAT



A B C D E F G H I J K L M N O P Q **R** S T U V W X Y Z




Drawing Lines

Vertical Line


Date

- Draw a line from top to bottom connecting the two pictures.




Writing J


- Draw a line from the dot (●) to the star (★).




JAM



- Draw a line from the dot (●) to the star (★).



Up



A B C D E F G H I J K L M N O P Q R S T U V W X Y Z


Writing R, J, and U

- Draw a line from the dot (●) to the star (★).
Follow the order of the numbers.


R_{AT}



J_{AM}



U_P



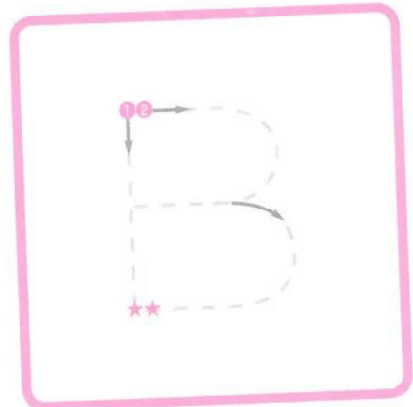
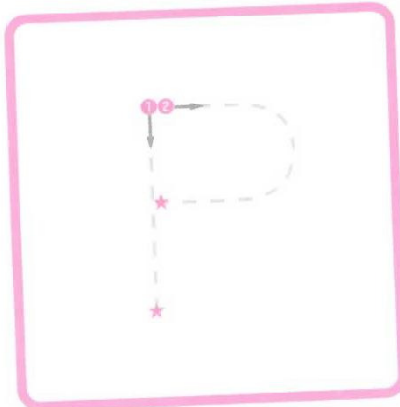
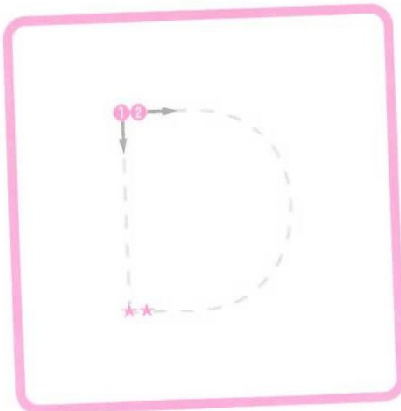




Review

Writing D, P, and B


Date _____

- Draw a line from the dot (●) to the star (★).
Follow the order of the numbers.



Writing R, J, and U


- Draw a line from the dot (●) to the star (★).
Follow the order of the numbers.



- Draw a line connecting each pair of pictures.



- Draw a line connecting each pair of pictures.








Drawing Wavy Lines

Date _____


- Draw a line connecting each pair of pictures.





- Draw a line connecting each pair of pictures.



- Draw a line from the dot (●) to the star (★).








CAT



A B C D E F G H I J K L M N O P Q R S T U V W X Y Z

Horizontal Line

- Draw a line from left to right connecting the two pictures.





Writing G

- Draw a line from the dot (●) to the star (★).
Follow the order of the numbers.




GIFT







- Draw a line from the dot (●) to the star (★).



SUN




A B C D E F G H I J K L M N O P Q R S T U V W X Y Z

writing C, G, and S

- Draw a line from the dot (●) to the star (★).
Follow the order of the numbers.

C_{AT}



G_{IFT}



S_{UN}










Drawing Circle Lines

Date

- Draw a line connecting each pair of pictures.



- Draw a line connecting each pair of pictures.






Tracing Letters


Writing O

Date

- Draw a line from the dot (●) to the star (★).



ORANGE



A B C D E F G H I J K L M N O P Q R S T U V W X Y Z

Writing Q

- Draw a line from the dot (●) to the star (★).
Follow the order of the numbers.



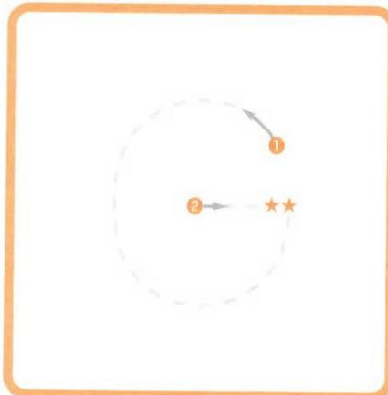







QUEEN






A B C D E F G H I J K L M N O P **Q** R S T U V W X Y Z

- Draw a line from the dot (●) to the star (★). Follow the order of the numbers.



- Draw a line from the dot (●) to the star (★).
Follow the order of the numbers.


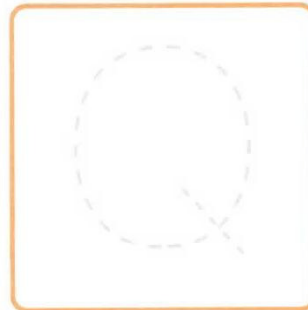



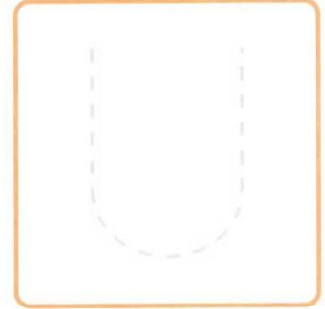

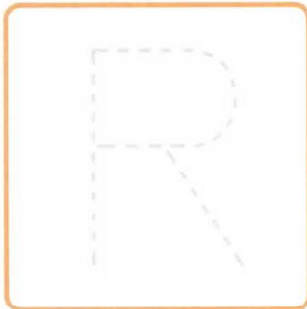

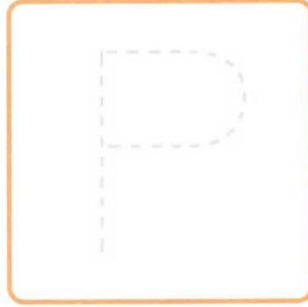





Review

Date

Trace the letters below.





Tracing Letters


Writing L

Date

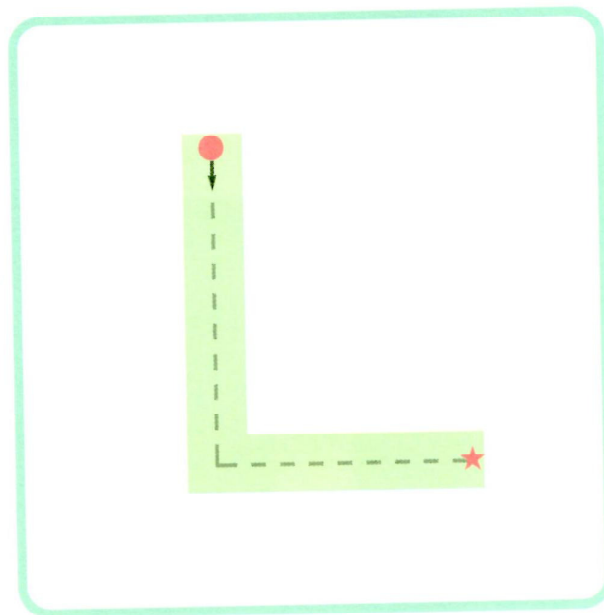


To parents

Before your child begins writing, please read the words on the page and ask your child to repeat the words after you. If your child can recognize the letters, it might be fun to have him or her tell you the name of each letter, and to have your child say the sound of the letter aloud while he or she traces it. If your child is still learning the alphabet, you should tell him or her the name of the letter and teach him or her its sound to say while tracing.

- Draw a line from the dot (●) to the star (★).




LION



Writing A, B, and C

- Draw a line from the dot (●) to the star (★).
Follow the order of the numbers.



A B C D E F G H I J K L M N O P Q R S T U V W X Y Z

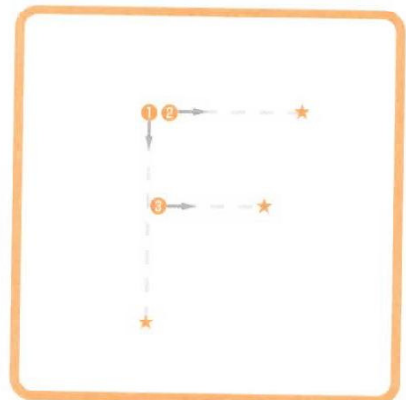










Review

Writing D, E, and F

Date _____

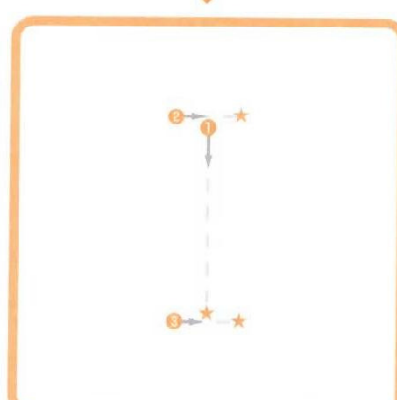
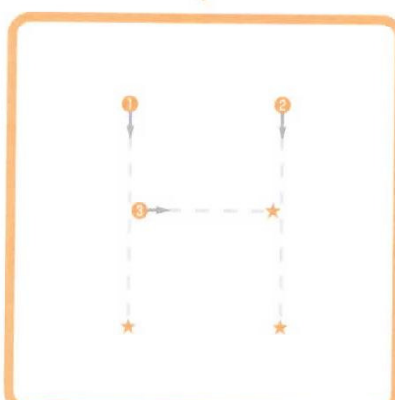
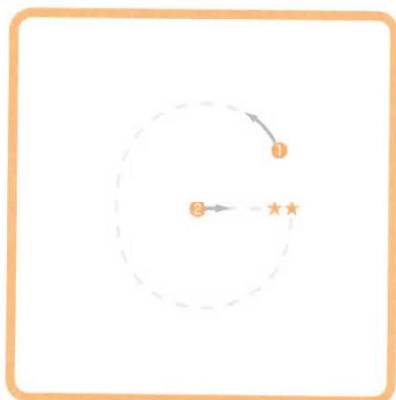




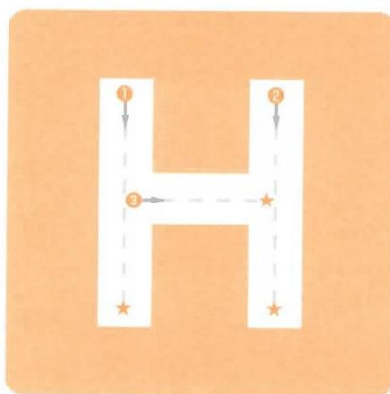

- Draw a line from the dot (●) to the star (★). Follow the order of the numbers.



A B C **D E F** G H I J K L M N O P Q R S T U V W X Y Z

Writing G, H, and I

- Draw a line from the dot (●) to the star (★).
Follow the order of the numbers.



A B C D E F **G H I** J K L M N O P Q R S T U V W X Y Z




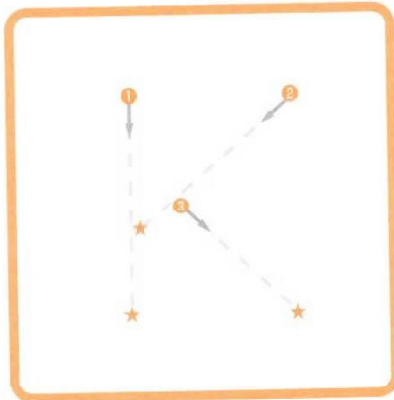






Review

Writing J, K, and L

Date _____


- Draw a line from the dot (●) to the star (★).
Follow the order of the numbers.



A B C D E F G H I **J K L** M N O P Q R S T U V W X Y Z

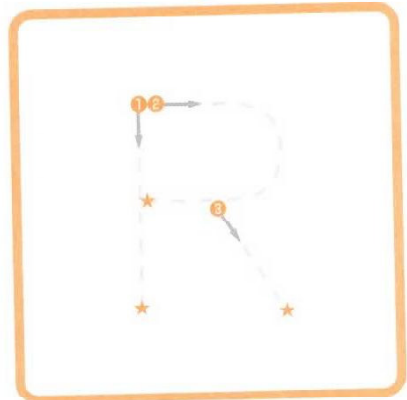

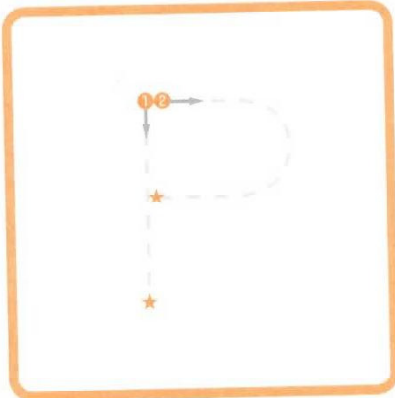



Writing M, N, and O

- Draw a line from the dot (●) to the star (★).
Follow the order of the numbers.



A B C D E F G H I J K L M N O P Q R S T U V W X Y Z


- Draw a line from the dot (●) to the star (★).
Follow the order of the numbers.



A B C D E F G H I J K L M N O P Q R S T U V W X Y Z

Writing S, T, and U

- Draw a line from the dot (●) to the star (★).
Follow the order of the numbers.



A B C D E F G H I J K L M N O P Q R **S T U** V W X Y Z








Review

Writing V, W, and X

Date _____





- Draw a line from the dot (●) to the star (★).
Follow the order of the numbers.



A B C D E F G H I J K L M N O P Q R S T U **V W X** Y Z

Writing Y and Z

- Draw a line from the dot (●) to the star (★).
Follow the order of the numbers.





Review

Writing A-Z


Name
Date

Trace the letters A to Z.


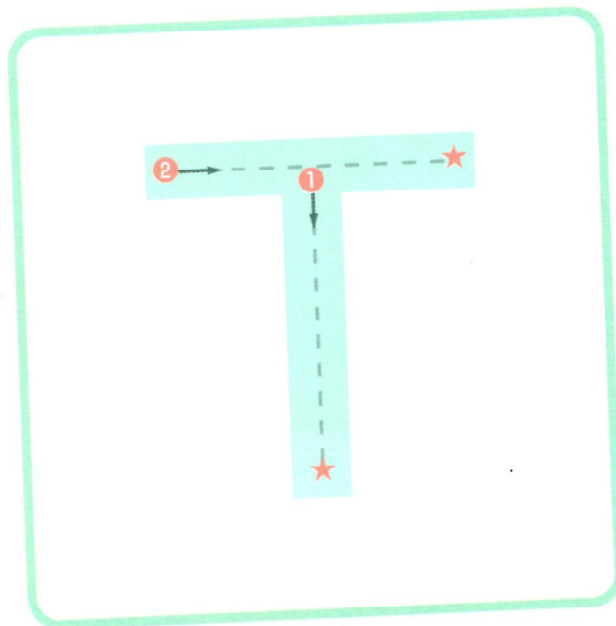


A		B		C		D	
E		F		G		H	
I		J		K		L	
M		N		O		P	
Q		R		S		T	
U		V		W		X	
Y		Z					

Writing T

- Draw a line from the dot (●) to the star (★).
Follow the order of the numbers.



TOMATO



■ Write the letters A to Z, as shown on the left.

A		B		C		D	
E		F		G		H	
I		J		K		L	
M		N		O		P	
Q		R		S		T	
U		V		W		X	
Y		Z					




Tracing Letters


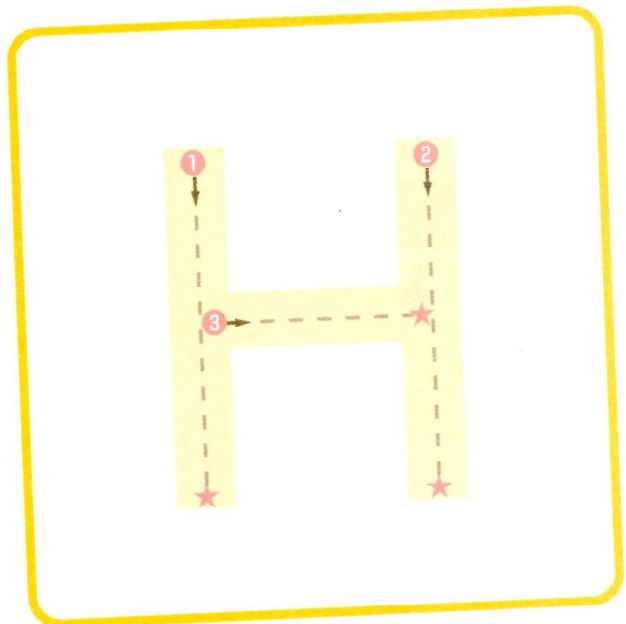
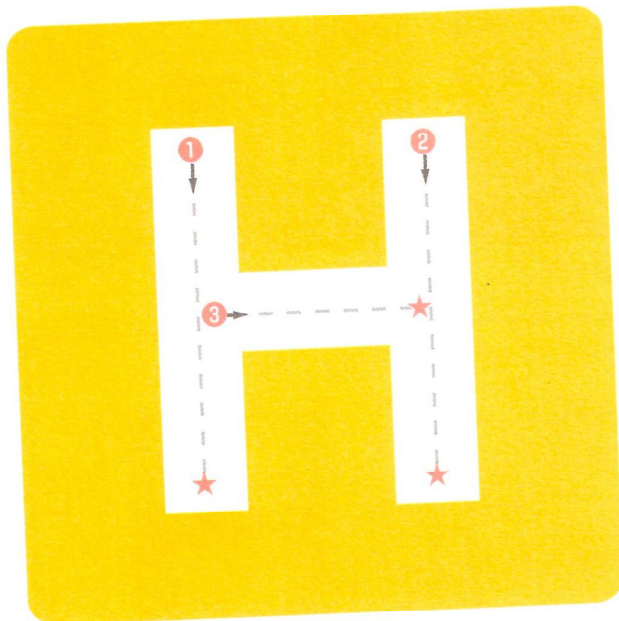


Writing H

Date

- Draw a line from the dot (●) to the star (★).
Follow the order of the numbers.




HAT



KUMON

Certificate of Achievement



is hereby congratulated on completing

My First Book of Uppercase Letters

Presented on _____, 20__

Parent or Guardian

