


KUMON

Ages

3•4•5

My Book of **COLORING** **AT THE ZOO**



If your child is comfortable playing with crayons,
then this book will build on that foundation.

Use this book to help your child solidify basic pencil skills
while learning the names of colors.

KUMON WORKBOOKS

My First Book of
TRACING



My First Book of
UPPERCASE LETTERS



My Book of
NUMBERS 1-30



My Book of
NUMBER GAMES 1-70



My Book of
EASY MAZES



My First Book of
CUTTING




My Book of
COLORING



My First Book of
LOWERCASE LETTERS




My Book of
NUMBERS 1-120



My Book of
NUMBER GAMES 1-150



My First Book of
MAZES



My Book of
PASTING



My Book of
COLORING: AT THE ZOO



My Book of
ALPHABET GAMES



My Book of
SIMPLE ADDITION



My Book of
EASY TELLING TIME



Amazing
MAZES



My Book of
PASTING: JIGSAW PUZZLES



My Book of
RHYMING WORDS




My Book of
ADDITION



My Book of
TELLING TIME



My Book of
MAZES: ANIMALS



My Book of
EASY CRAFTS



My Book of
RHYMING WORDS & PHRASES



My Book of
SIMPLE SUBTRACTION



My Book of
MAZES: THINGS THAT GO!



My Book of
AMAZING CRAFTS




My Book of
RHYMING WORDS: LONG VOWELS



My Book of
SUBTRACTION



My Book of
WRITING WORDS



My Book of
SIMPLE SENTENCES



My Book of
SENTENCES



Why should you choose a Kumon Workbook for your child?

- Our Workbooks are based on the "Kumon Method," a learning system designed to help each child reach his or her full learning potential.
- Concepts are introduced in a step-by-step manner that allows the child to master each in turn without frustration.
- Through Kumon Workbooks, children gain confidence in their abilities and are motivated to learn on their own.
- We believe in creating the best possible products for children, so our workbooks never compromise on content or quality.

Kumon Publishing North America, Inc.
Glenpointe Centre East, 5th Floor
300 Frank W. Burr Blvd. Teaneck, NJ 07666

Copyright © 2007 by Kumon Publishing Co., Ltd.
All rights reserved. Printed in the U.S.A.
First edition, May., 2007 / 07-05-101

For more information about our
company or our books, please log on to

www.kumonbooks.com

US \$6.95 / CAN \$9.95
ISBN-13: 978-1-933241-39-5
ISBN-10: 1-933241-39-X



9 781933 241395



Eagle

To parents:


Your child will practice filling in white areas in the following illustrations. It's okay if your child can't color the entire white spot neatly, and don't be concerned if he or she colors outside of the lines.



* Color the white area below.



To parents:
This page will provide your child with practice drawing lines. Have your child draw a line from the arrow (↓) to the star (★), connecting the identical animals along the way.

* Using a **yellow** crayon, draw a line from the arrow (↓) to the star (★), connecting .




2

Camel



* Color the white area below.




* Using a **brown** crayon, draw a line from the arrow (↓) to the star (★), connecting .






Hippopotamuses



* Color the white area below.



* Using a **red** crayon, draw a line from the arrow (↓) to the star (★), connecting .





4

Fox



* Color the white area below.



* Using an **orange** crayon, draw a line from the arrow (↓) to the star (★), connecting .






Lion



* Color the white area below.



* Using a **brown** crayon, draw a line from the arrow (↓) to the star (★), connecting .






Anteaters



* Color the white area below.



* Using a **black** crayon, draw a line from the arrow (↓) to the star (★), connecting .





Ducks


To parents:

On this page, your child will be asked to choose two colors. If he or she seems to be having difficulty, you can offer to help choose the crayons.



* Color the white areas below.



* Using a **green** crayon, draw a line from the arrow (↓) to the star (★), connecting .






Snake



* Color the white areas below.




* Using a **violet (purple)** crayon, draw a line from the arrow (↓) to the star (★), connecting .






Baboon



* Color the white areas below.



* Using a **blue** crayon, draw a line from the arrow (↓) to the star (★), connecting  .



10


Parrots

To parents:
In the following exercises, your child will be asked to use three colors. Don't worry if your child chooses the wrong colors. It's more important that they enjoy coloring.



* Color the white areas below.



* Using a **yellow** crayon, draw a line from the arrow (↓) to the star (★), connecting .



11

Koala



* Color the white areas below.



* Using a **brown** crayon, draw a line from the arrow (↓) to the star (★), connecting




12

Hummingbird



* Color the white areas below.



* Using a **blue** crayon, draw a line from the arrow (↓) to the star (★),
connecting .




13

Polar Bears

To parents:


From this page on, each exercise will require more careful coloring, as the white areas will change shapes and sizes. If your child encounters difficulty, try helping him or her discover the outlined white area that needs to be colored.



* Color the polar bear.

black




* Using a **black** crayon, draw a line from the arrow (↓) to the star (★),
connecting .



14

Flamingoes




* Color the flamingoes.




15

Deer



* Color the deer.



* Using an **orange** crayon, draw a line from the arrow (↓) to the star (★), connecting .




16

Raccoons



* Color the raccoon.




* Using a **brown** crayon, draw a line from the arrow (↓) to the star (★), connecting .



17


Zebras



* Color the zebra.

black




* Using a **black** crayon, draw a line from the arrow (↓) to the star (★), connecting .




18

Orangutans



* Color the orangutan.




* Using an **orange** crayon, draw a line from the arrow (↓) to the star (★), connecting .



19


Cheetah



* Color the cheetah.

black




* Using a **black** crayon, draw a line from the arrow (↓) to the star (★), connecting .





20

Turtles



* Color the turtle.




* Using a **brown** crayon, draw a line from the arrow (↓) to the star (★), connecting .




21

Ostriches



* Color the ostrich.



* Using a **black** crayon, draw a line from the arrow (↓) to the star (★), connecting





* Color the cranes.



* Using a **red** crayon, draw a line from the arrow (↓) to the star (★), connecting




23

Bears



* Color the bear.




* Using a **yellow** crayon, draw a line from the arrow (↓) to the star (★), connecting .




24

Penguins



* Color the penguins.




* Using an **orange** crayon, draw a line from the arrow (↓) to the star (★), connecting .



25

Monkeys




* Color the monkey.

yellow

brown



* Using a **brown** crayon, draw a line from the arrow (↓) to the star (★), connecting .




26

Giraffes



* Color the giraffe.




* Using an **orange** crayon, draw a line from the arrow (↓) to the star (★), connecting .





27

Elephants



* Color the elephants and the water.




* Using a **blue** crayon, draw a line from the arrow (↓) to the star (★), connecting .



28

Alligators



* Color the alligator.






29

Tiger



* Color the tiger.




* Using a **yellow** crayon, draw a line from the arrow (↓) to the star (★), connecting .



30


Puffins

To parents:
From this page on, have your child choose any combination of colors he or she likes. It's also okay to use a single color. Let your child be creative.



* Color the puffins with your favorite colors.



* Using **your favorite color**, draw a line from the arrow (↓) to the star (★), connecting  .




31

Salamanders




* Color the salamander with your favorite colors.




* Using **your favorite color**, draw a line from the arrow (↓) to the star (★), connecting .





* Color the seal with your favorite colors.




* Using **your favorite color**, draw a line from the arrow (↓) to the star (★), connecting .




33

Hedgehogs



* Color the hedgehog with your favorite colors.




* Using **your favorite color**, draw a line from the arrow (↓) to the star (★), connecting .




34

Kangaroos




* Color the kangaroo with your favorite colors.




* Using **your favorite color**, draw a line from the arrow (↓) to the star (★), connecting  .





* Color the frog with your favorite colors.




* Using **your favorite color**, draw a line from the arrow (↓) to the star (★), connecting .




36

Rhinoceros



* Color the rhinoceros with your favorite colors.



* Using **your favorite color**, draw a line from the arrow (↓) to the star (★), connecting .




37

Chameleon



* Color the chameleon with your favorite colors.




* Using **your favorite color**, draw a line from the arrow (↓) to the star (★), connecting  .




38

Butterflies



* Color the butterfly with your favorite colors.




* Using **your favorite color**, draw a line from the arrow (↓) to the star (★), connecting .




39

Leopards



* Color the leopard with your favorite colors.




* Using **your favorite color**, draw a line from the arrow (↓) to the star (★), connecting .




To parents:


This is the last exercise of the book. When your child is finished, compare this page with his or her previous work. You will see significant progress in your child's ability to control the crayon, choose the correct colors, and color evenly. Praise your child for his or her progress.

example



* Color the peacock with your favorite colors.




* Using **your favorite color**, draw a line from the arrow (↓) to the star (★), connecting .



KUMON

Certificate of Achievement



is hereby congratulated on completing

My Book of Coloring: At The Zoo

Presented on _____, 20____



Parent or Guardian