

KUMON

Ages

4•5•6

**My Book of**

# NUMBER GAMES 1-150

**Connect-the-Dots & Color-by-Number**



*If your child can read numbers greater than 50 easily,  
then this book will build on that foundation.*

*Use this book to introduce your child to basic math skills,  
especially recognizing and reciting numbers from 1 to 150.*

## My Book of

# NUMBER GAMES<sub>1-150</sub>

Connect-the-Dots & Color-by-Number



### How to hold a pencil properly

There are several ways to teach children to hold a pencil properly. Here is one example.

1



Let your child form the correct shape, using his or her own fingers. Put the pencil between the "bending middle finger" and "joint part of thumb and forefinger."

2



Have your child grip the pencil with thumb and forefinger.

3



Check the way that your child is holding the pencil against the picture to decide whether or not it is the proper way.

It is difficult for a child who does not yet have enough strength in his or her hand and fingers to hold the pencil properly. Please teach this skill gradually, so that your child will be interested and willing to hold a pencil naturally.

### The aims and purpose of this book

▲ If your child can read numbers greater than 50 easily, this book will help him or her learn to recite numbers in the correct order (number recitation skills) and to recognize numbers (number recognition skills) up to 150. This confidence will lead to your child's smooth progress in other number skill areas such as addition and will increase his or her comfort level with, and curiosity about, the world of numbers.

▲ On the front of each page, your child will complete enjoyable number puzzles connecting numbers in order while reciting them. On the back of each page, your child will color pictures by number, reinforcing number recognition skills while developing fine motor skills. Please ensure that your child says the numbers "1, 2, 3 ..." aloud as he or she completes all of the activities.

▲ This book is designed to enhance your child's facility in manipulating numbers up to 150 to help him or her master arithmetic and higher mathematics more easily.

### How to use this book

▲ Offer praise at the end of each page, and write encouraging words or place stickers on the page as a special prize.

▲ Please refer to the "To parents" notes in this book, where you can read more comments and advice on how to help your child progress through this book.

▲ It's a good idea to set the number of pages your child will complete in a day. It may be one sheet (two pages) or two sheets (four pages) a day. The essential point to remember is that the practice should come to an end when your child still wants to do a little more.

▲ Most workbooks contain the same paper stock, but each Kumon Workbook features a different type of paper, tailored to a specific activity and use. This book features good quality paper geared to children who are learning to write. The paper can stand up to rough drawing, even from children who have not yet acquired basic pencil-control skills. It is also made for easy erasing, which gives your child the opportunity to draw the lines again and again on each connect-the-dots page.

In this book, the following 15 colored crayons are used. Please provide them for your child.








# Where Is My Mommy?

Name
Date

**To parents** Enjoyable connect-the-dots activities are on odd-numbered pages. It is okay if your child draws shaky lines at first; his or her fine motor skills will improve. Ask your child to guess what is shown in the picture. (The answers are at the end of this book.) For extra fun, your child can also color the pictures.

- Draw a line from 1 to 70 in order while saying each number.

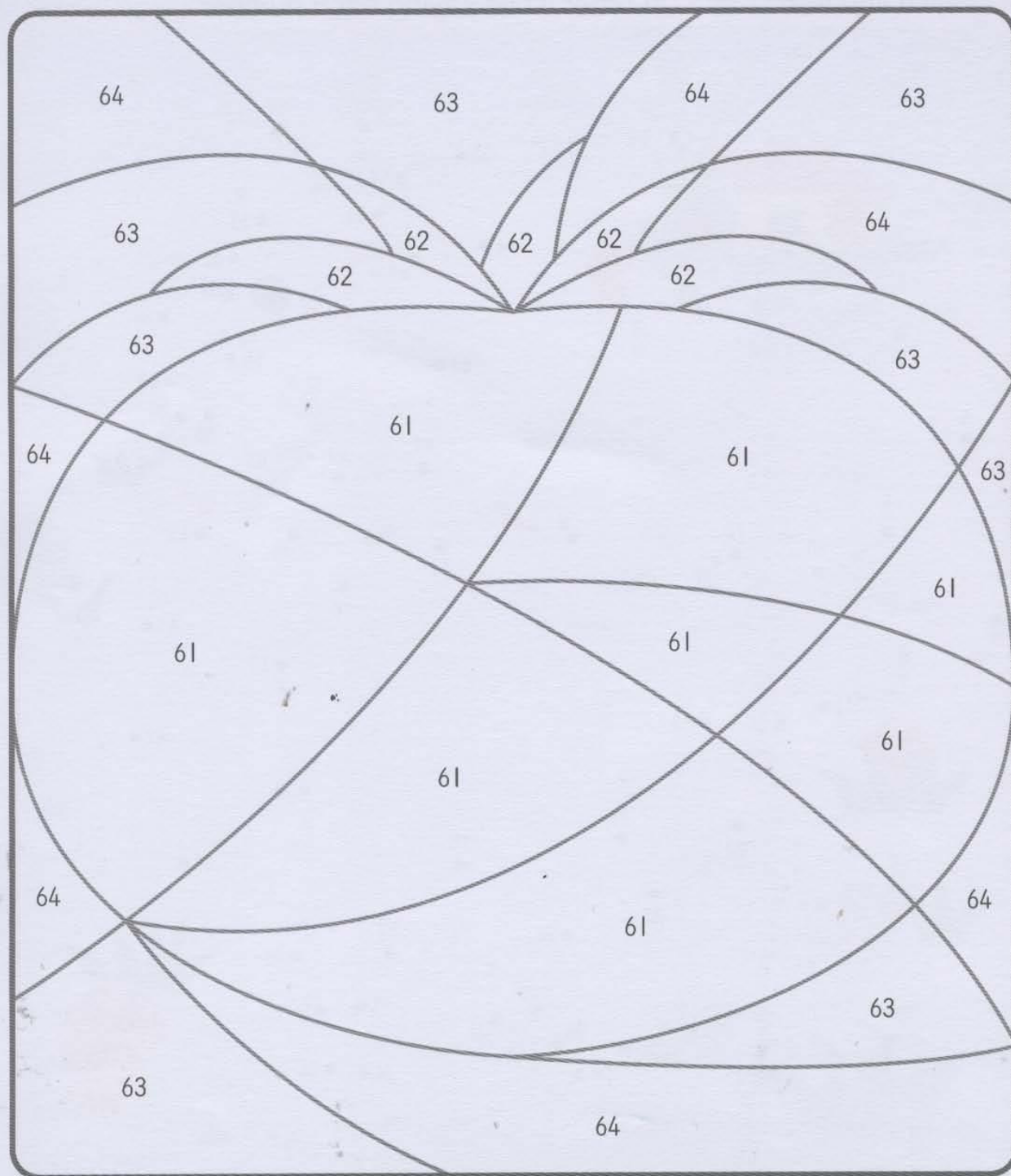


# What Is It?

**To parents** On even-numbered pages are color-by-number activities. If your child has difficulty finding the numbers, please point them out. Praise your child as he or she finishes each activity.

■ Use the key below to color by number.

61 = red    62 = green








## I Can Catch Very Well!

Name \_\_\_\_\_

Date \_\_\_\_\_

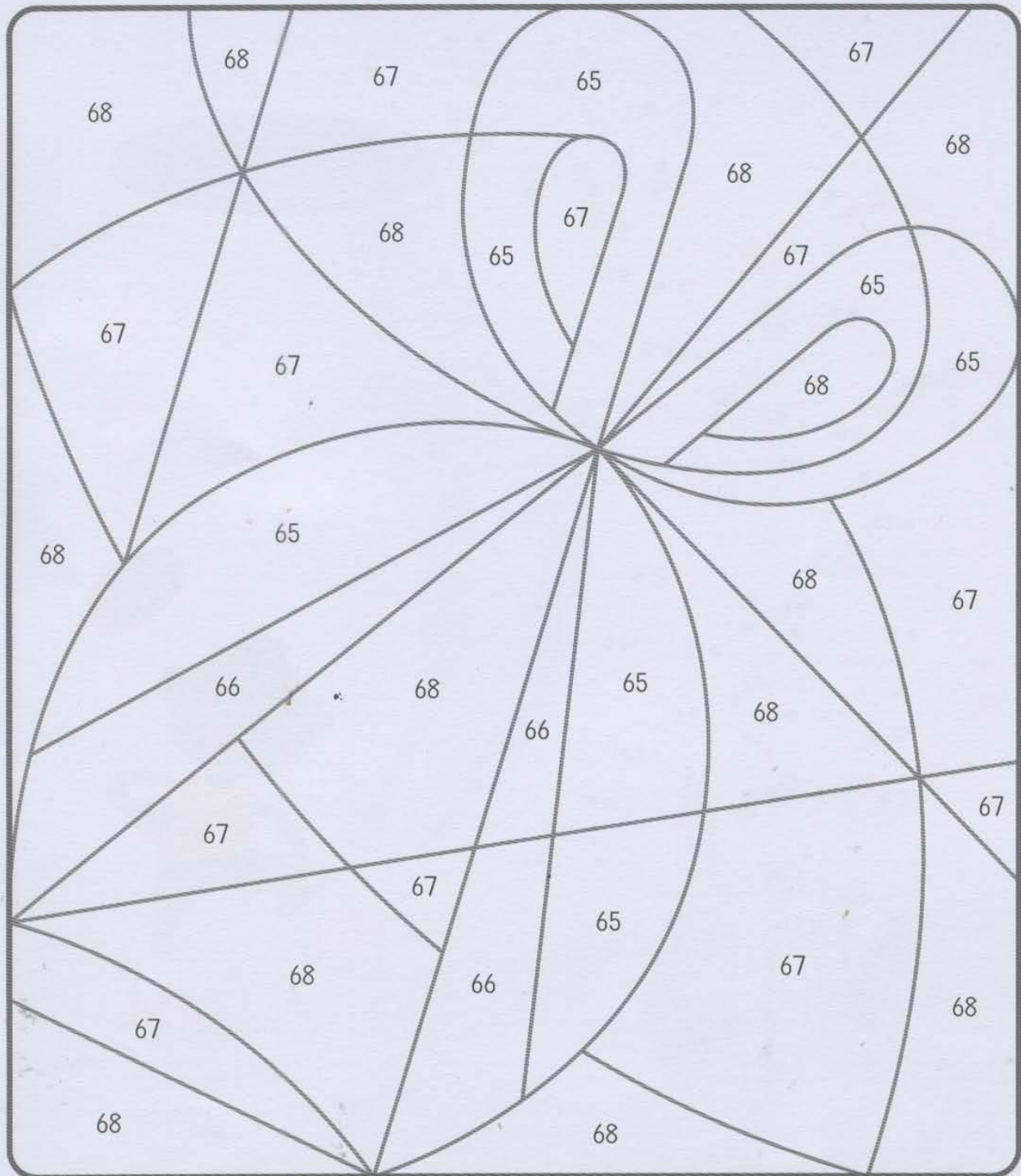
■ Draw a line from 1 to 70 in order while saying each number.



# What Is It?

■ Use the key below to color by number.

65 = violet (purple)    66 = blue







# Let's Go!

Name
Date

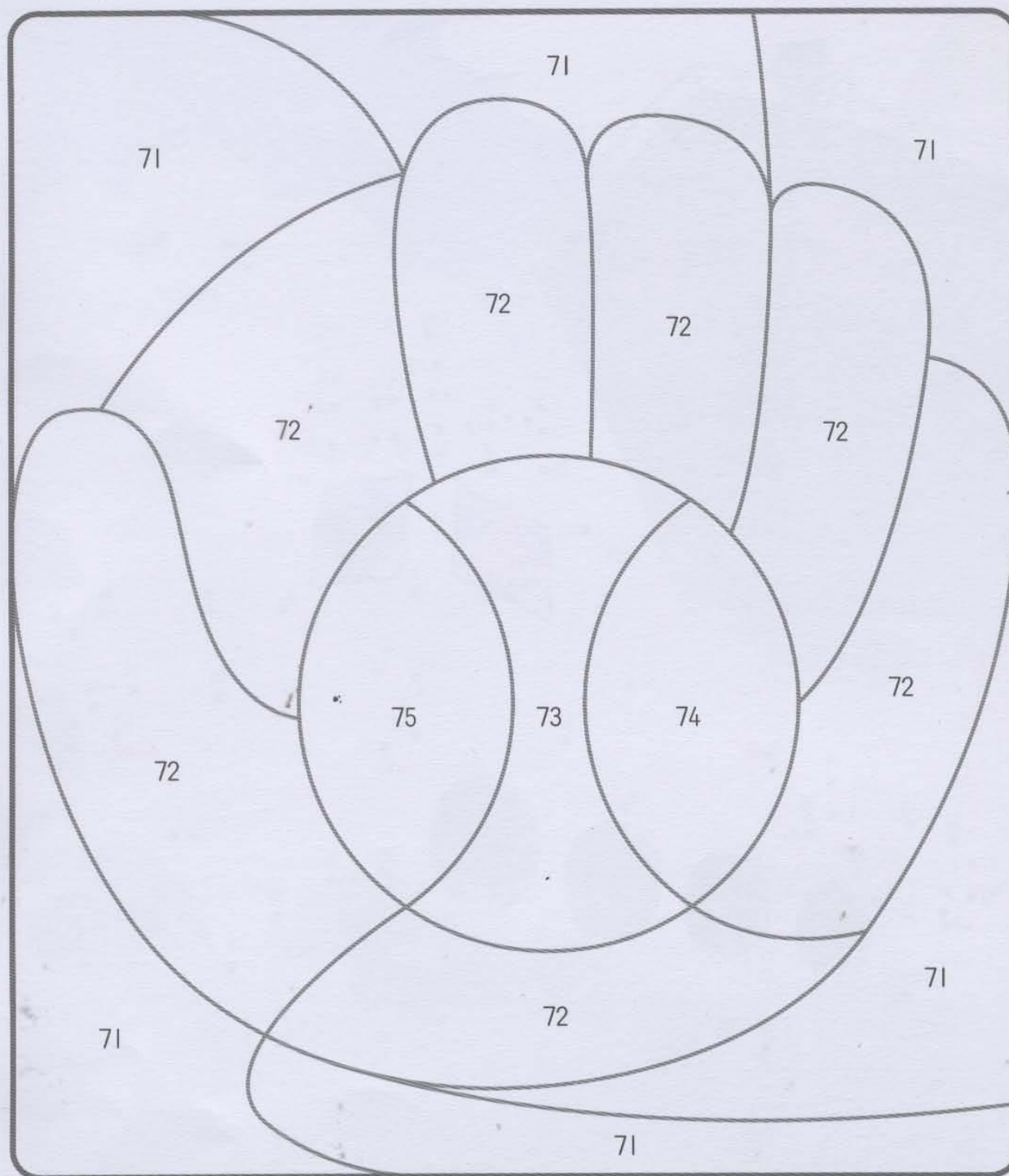
■ Draw a line from 1 to 80 in order while saying each number.



# What Is It?

■ Use the key below to color by number.

71 = yellow green    72 = brown







# You Are Too Close!

Name \_\_\_\_\_

Date \_\_\_\_\_

**To parents** On this page, the numbers become more difficult to find. It may be difficult for your child to draw straight lines especially when the next number is farther away. If your child has difficulty drawing the lines, please offer to help.

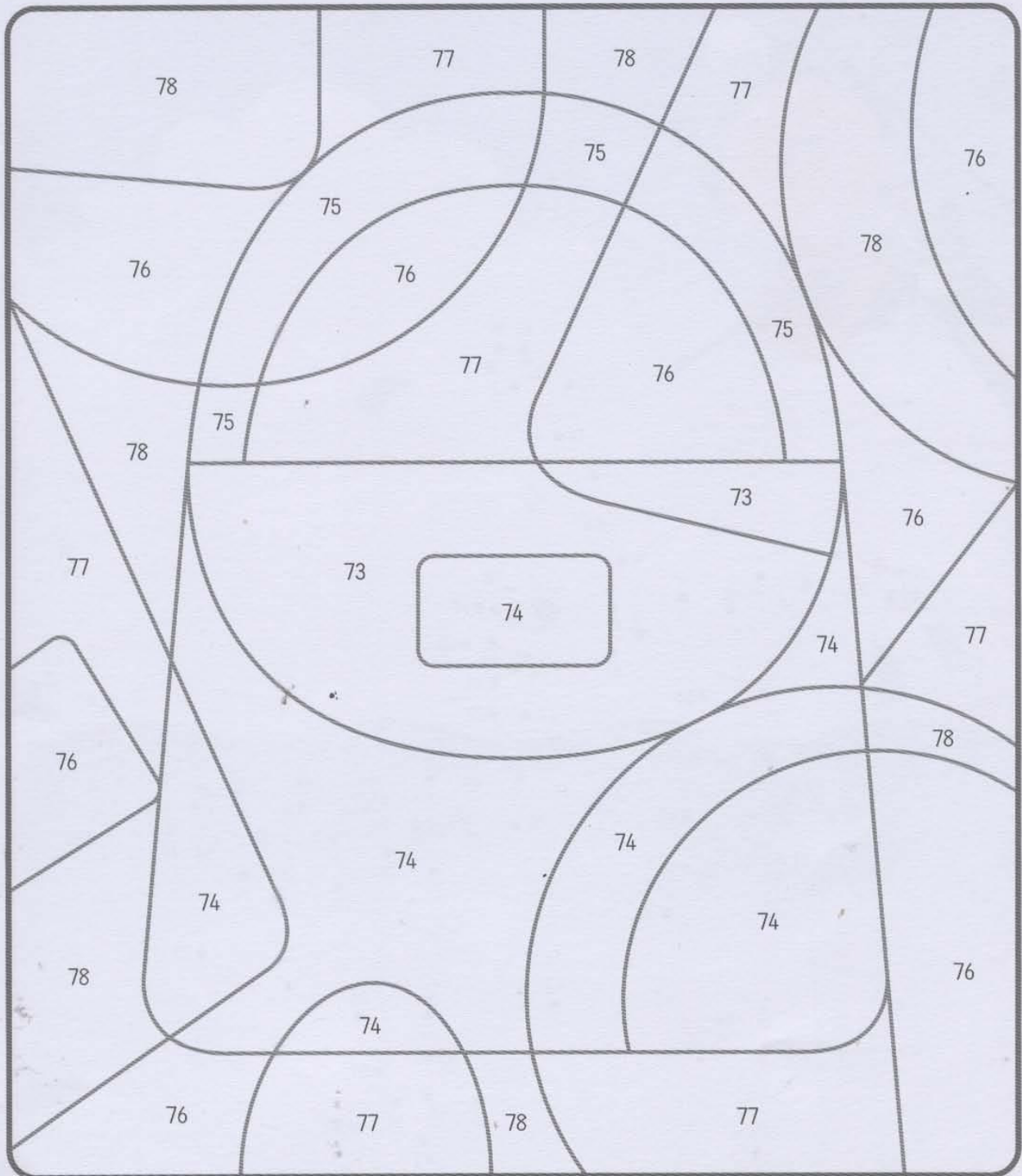
■ Draw a line from 1 to 80 in order while saying each number.



# What Is It?

■ Use the key below to color by number.

73 = violet (purple)    74 = yellow    75 = black






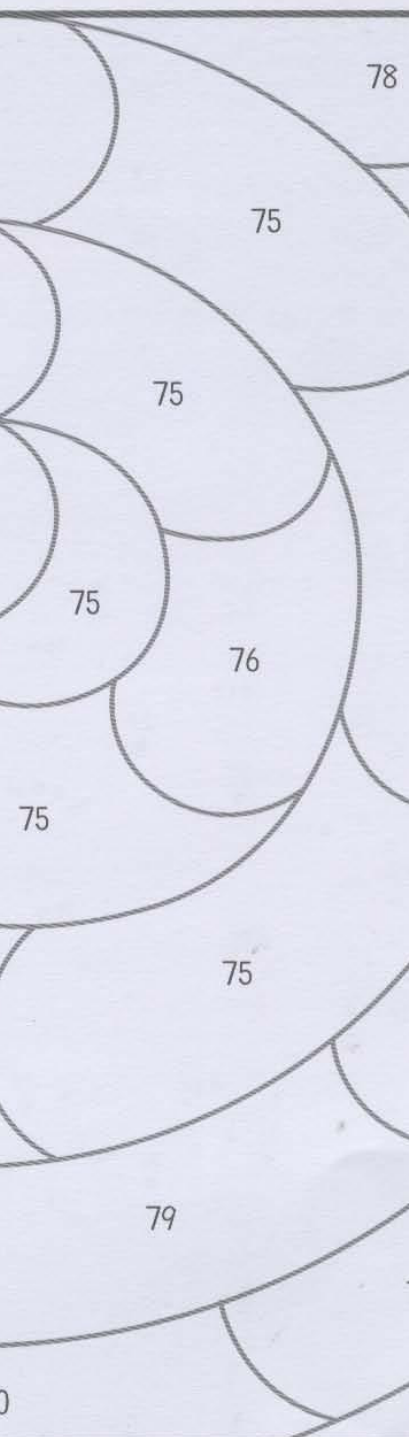


# The Age of the Dinosaurs

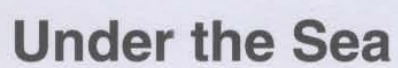
Name
Date

■ Draw a line from 1 to 80 in order while saying each number.







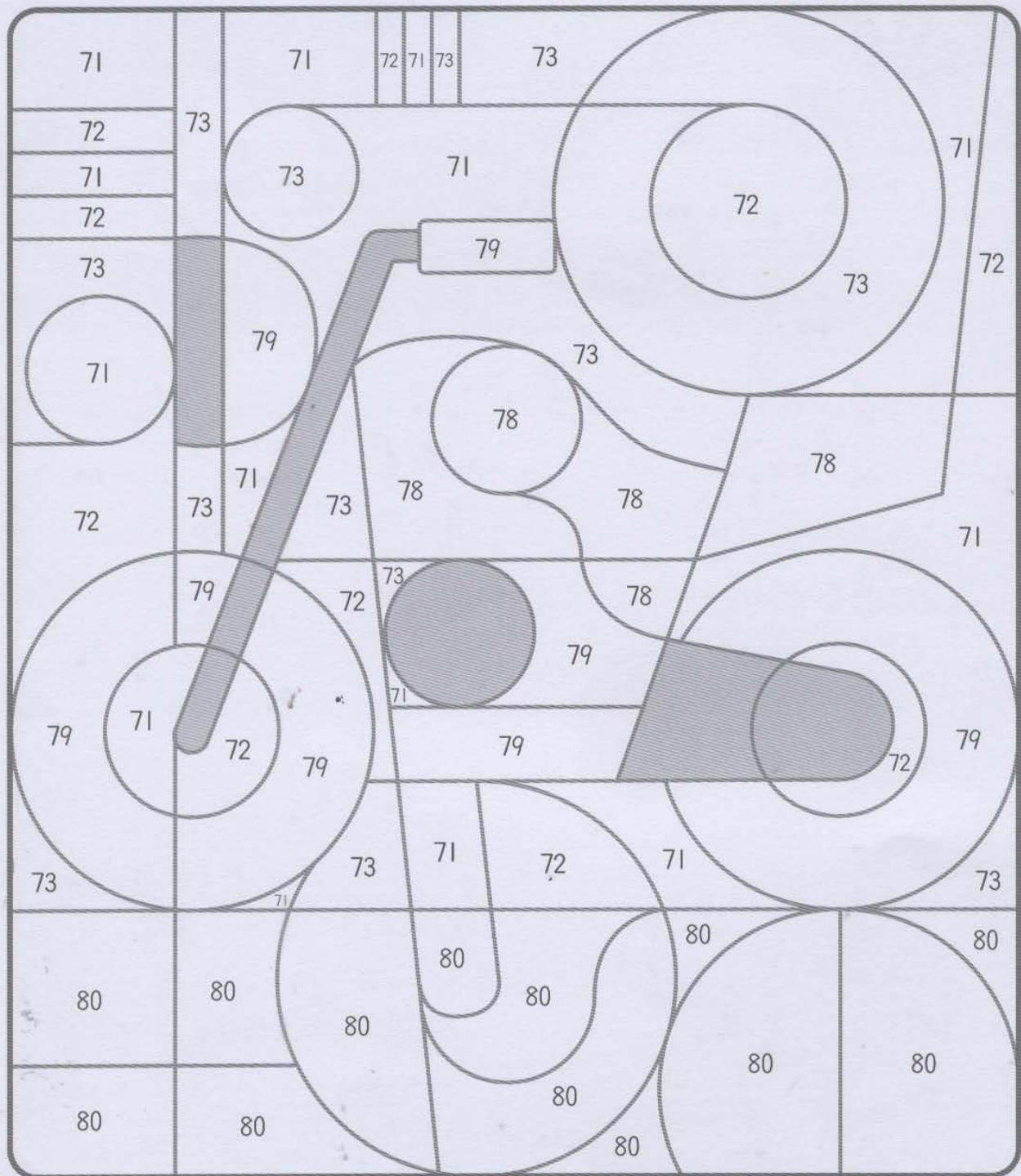


Date \_\_\_\_\_

# What Is It?

■ Use the key below to color by number.

78 = red orange    79 = black    80 = green







# Is It a Penguin?

Name
Date

**To parents** On this page, your child will have to draw many lines that cross other lines. If your child has difficulty finding the numbers, please point them out. Praise your child as he or she finishes each activity.

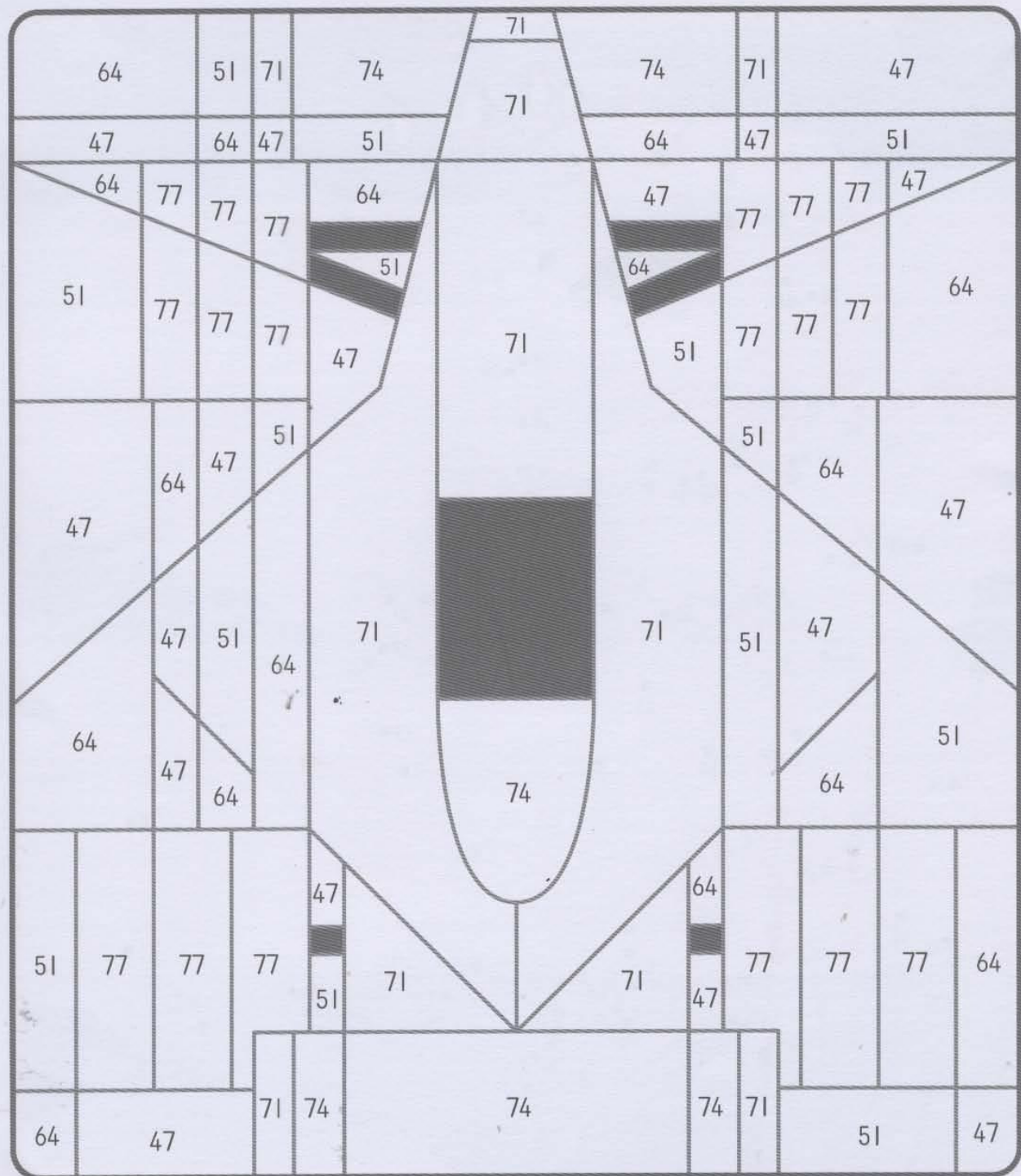
■ Draw a line from 1 to 80 in order while saying each number.



# What Is It?

■ Use the key below to color by number.

71 = red    74 = red violet    77 = black








## I Want to Sing Like You

Name \_\_\_\_\_

Date \_\_\_\_\_


■ Draw a line from 1 to 90 in order while saying each number.



# What Is It?

■ Use the key below to color by number.

81 = black    82 = red    83 = red orange







# I Like This Fruit

Name \_\_\_\_\_

Date \_\_\_\_\_

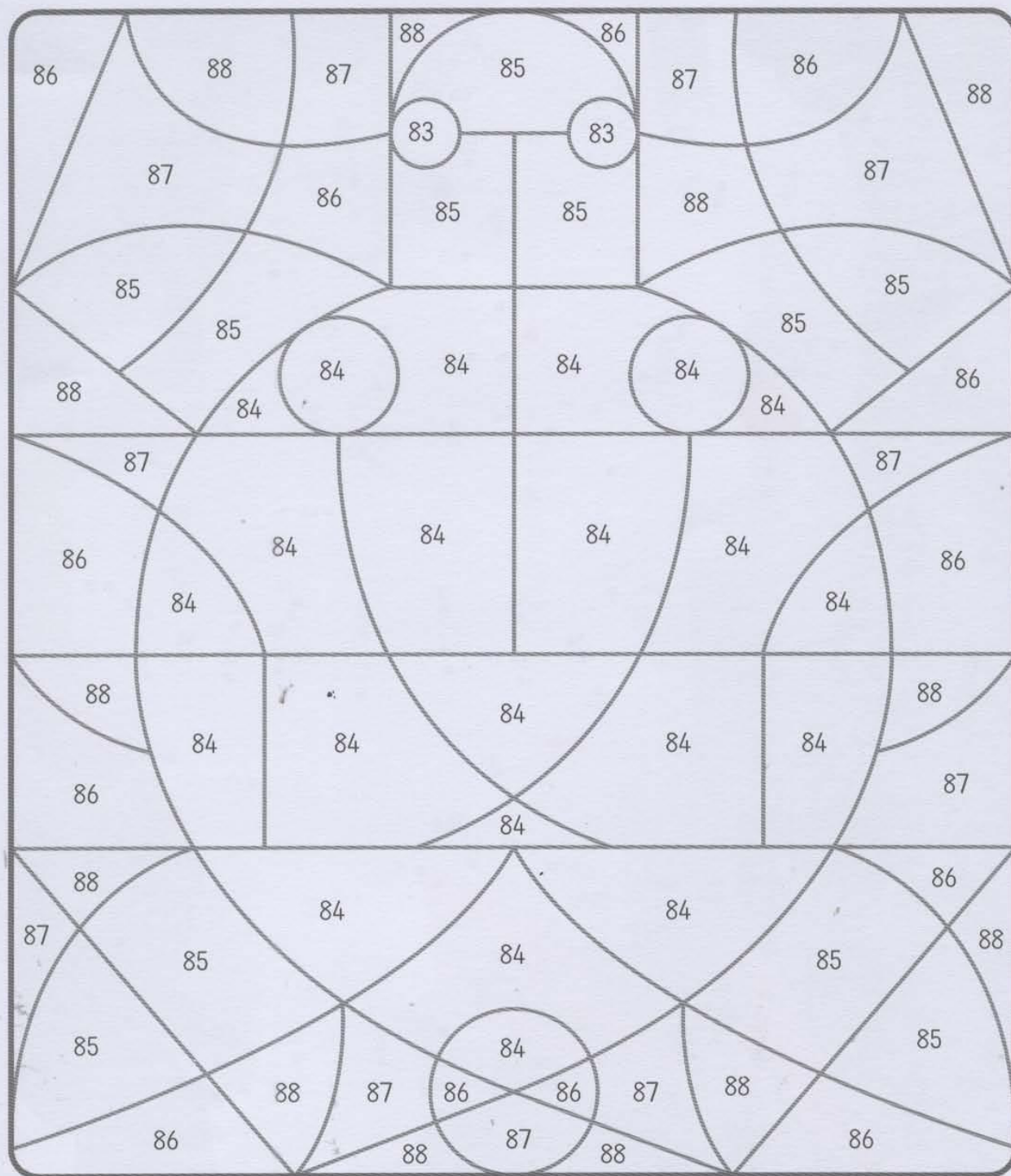
■ Draw a line from 1 to 90 in order while saying each number.



## What Is It?

■ Use the key below to color by number.

83 = black    84 = green    85 = yellow green







# Catch the Wave!

Name
Date


**To parents** From this page on, the numbers become more difficult to find. It may be difficult for your child to draw straight lines especially when the next number is farther away. If your child has difficulty drawing the lines, please offer to help.

■ Draw a line from 1 to 90 in order while saying each number.



■ Use the key below to color by number.

86 = yellow      87 = orange      88 = carnation pink








# I Am Very Strong

Name
Date

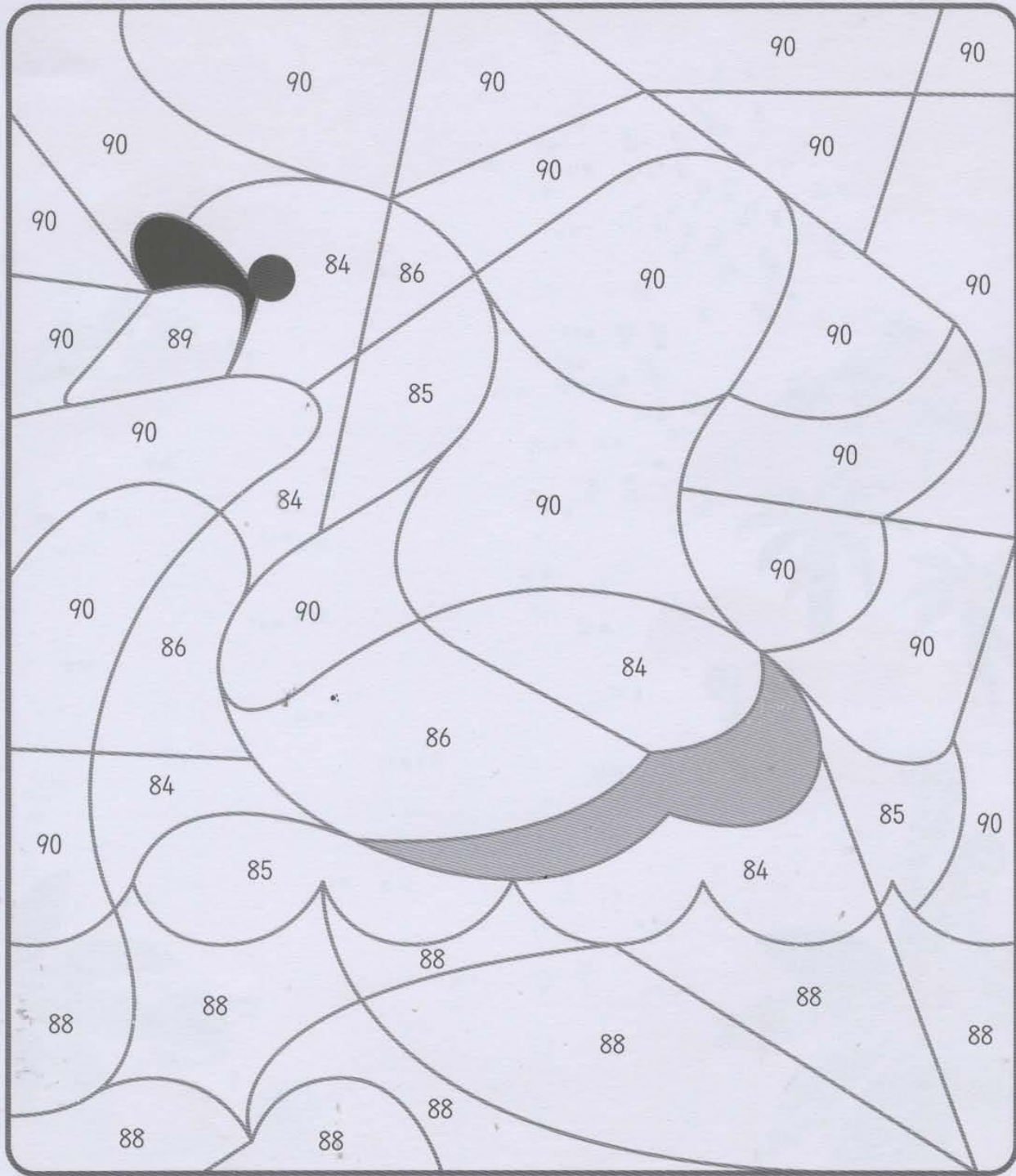
■ Draw a line from 1 to 90 in order while saying each number.



## What Is It?

■ Use the key below to color by number.

88 = blue    89 = orange    90 = blue green







# Let's Go on a Cruise!

Name
Date

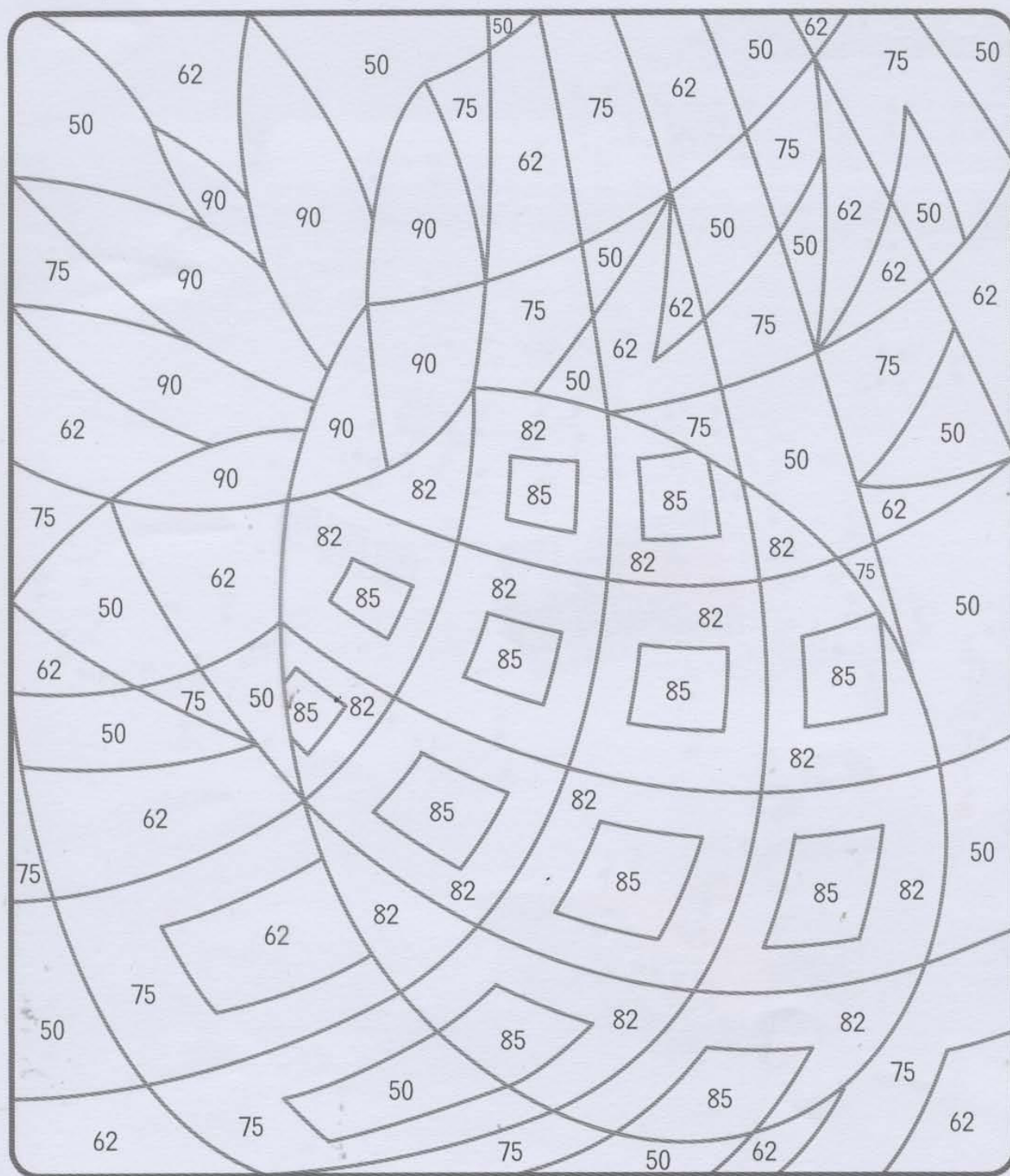
■ Draw a line from 1 to 90 in order while saying each number.



# What Is It?

■ Use the key below to color by number.

82 = yellow    85 = orange    90 = green







# I Can See Many Things!

Name
Date

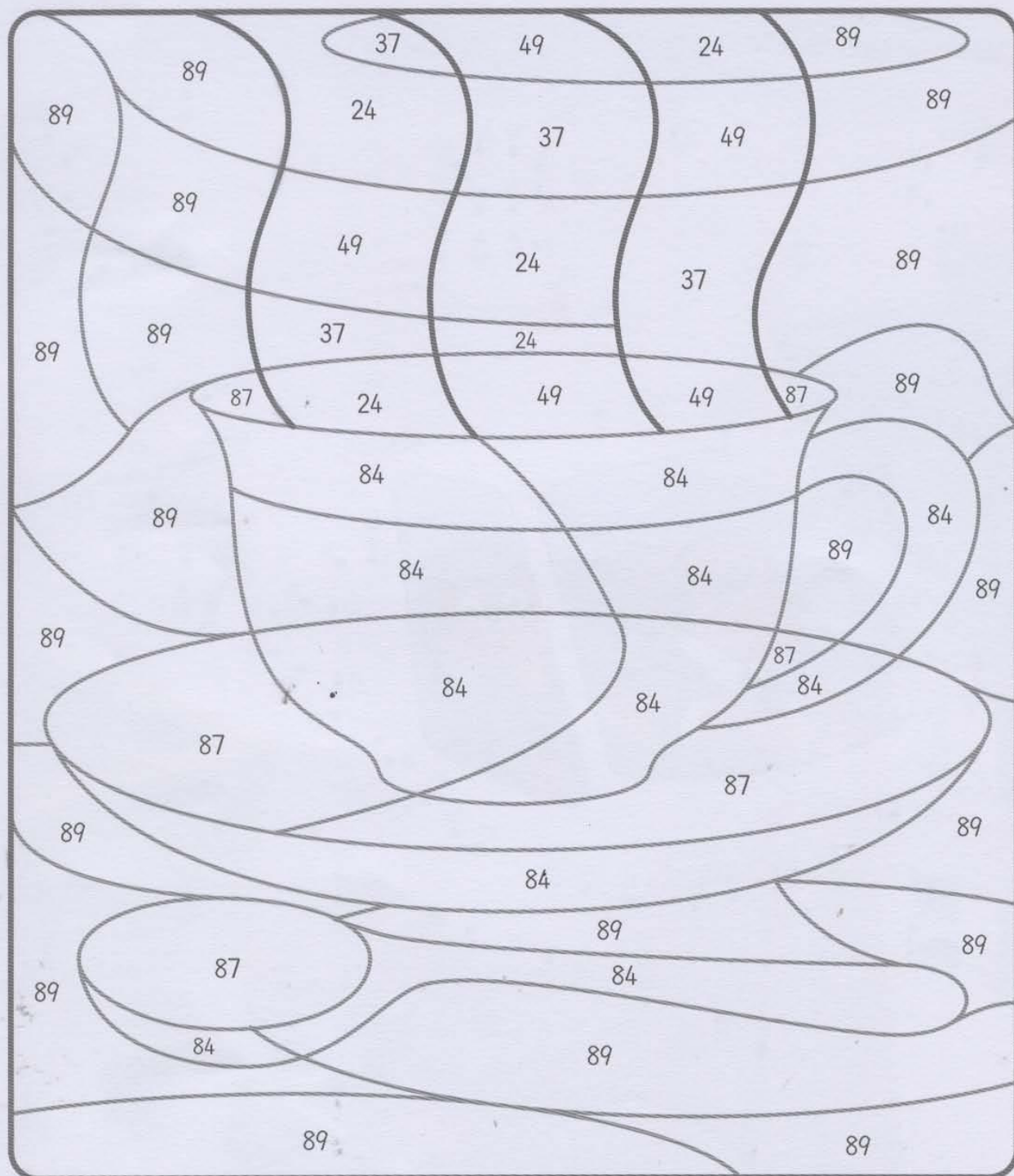
■ Draw a line from 1 to 90 in order while saying each number.



# What Is It?

■ Use the key below to color by number.


84 = yellow    87 = orange    89 = blue green





Name
Date

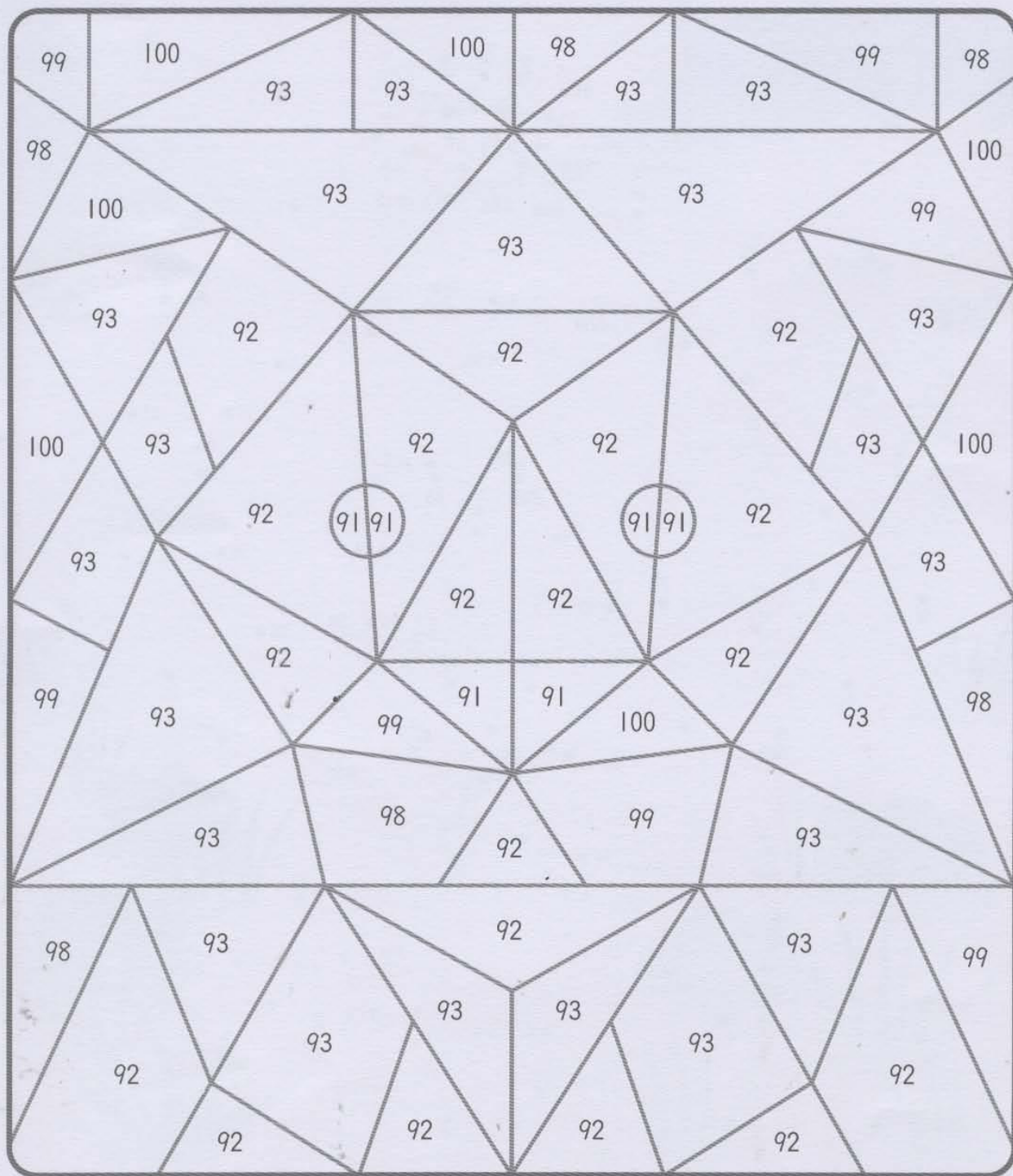
■ Draw a line from 1 to 100 in order while saying each number.



# What Is It?

■ Use the key below to color by number.

91 = black    92 = yellow    93 = brown



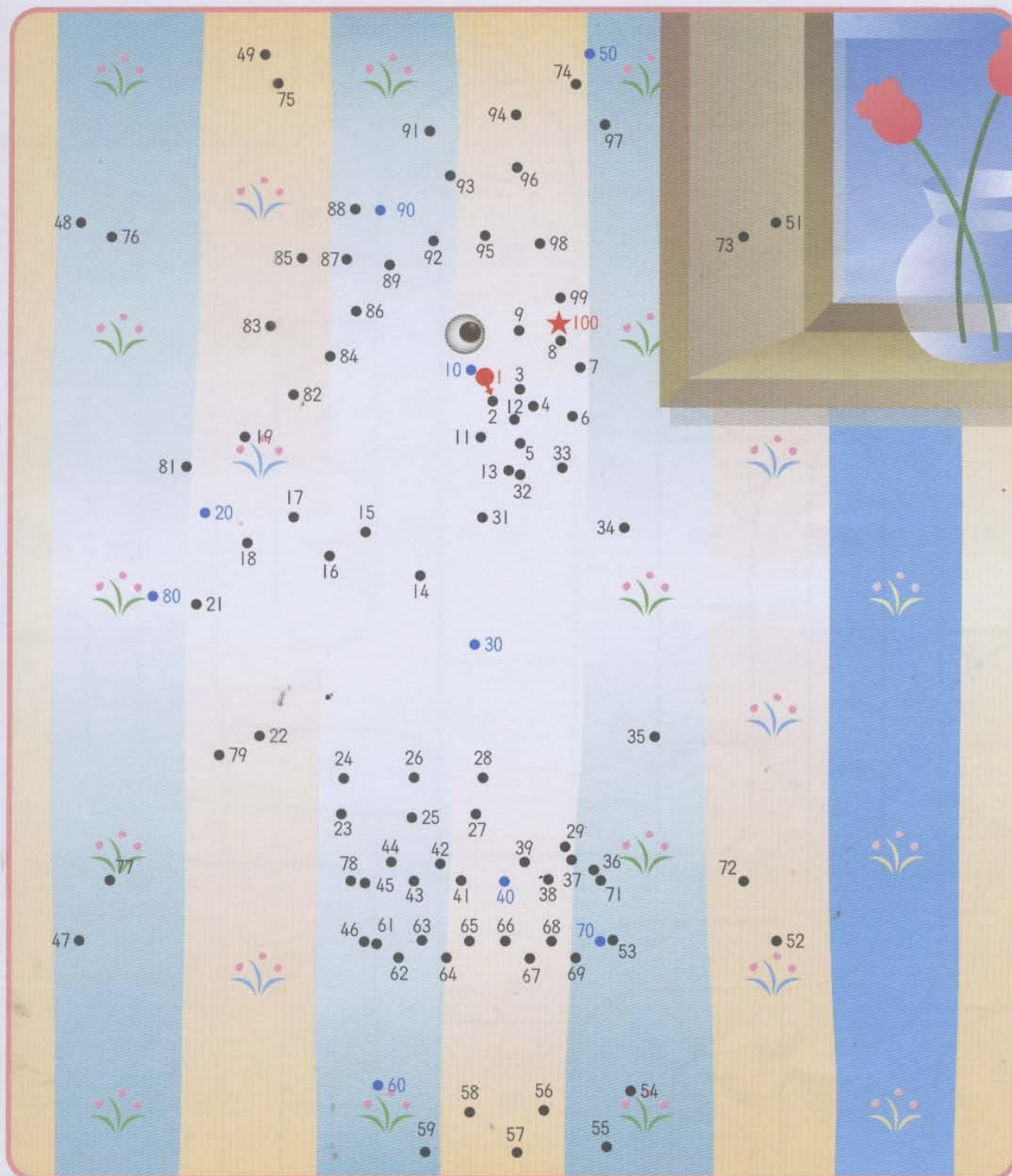


# 15

## Polly Wants a Cracker

Name
Date

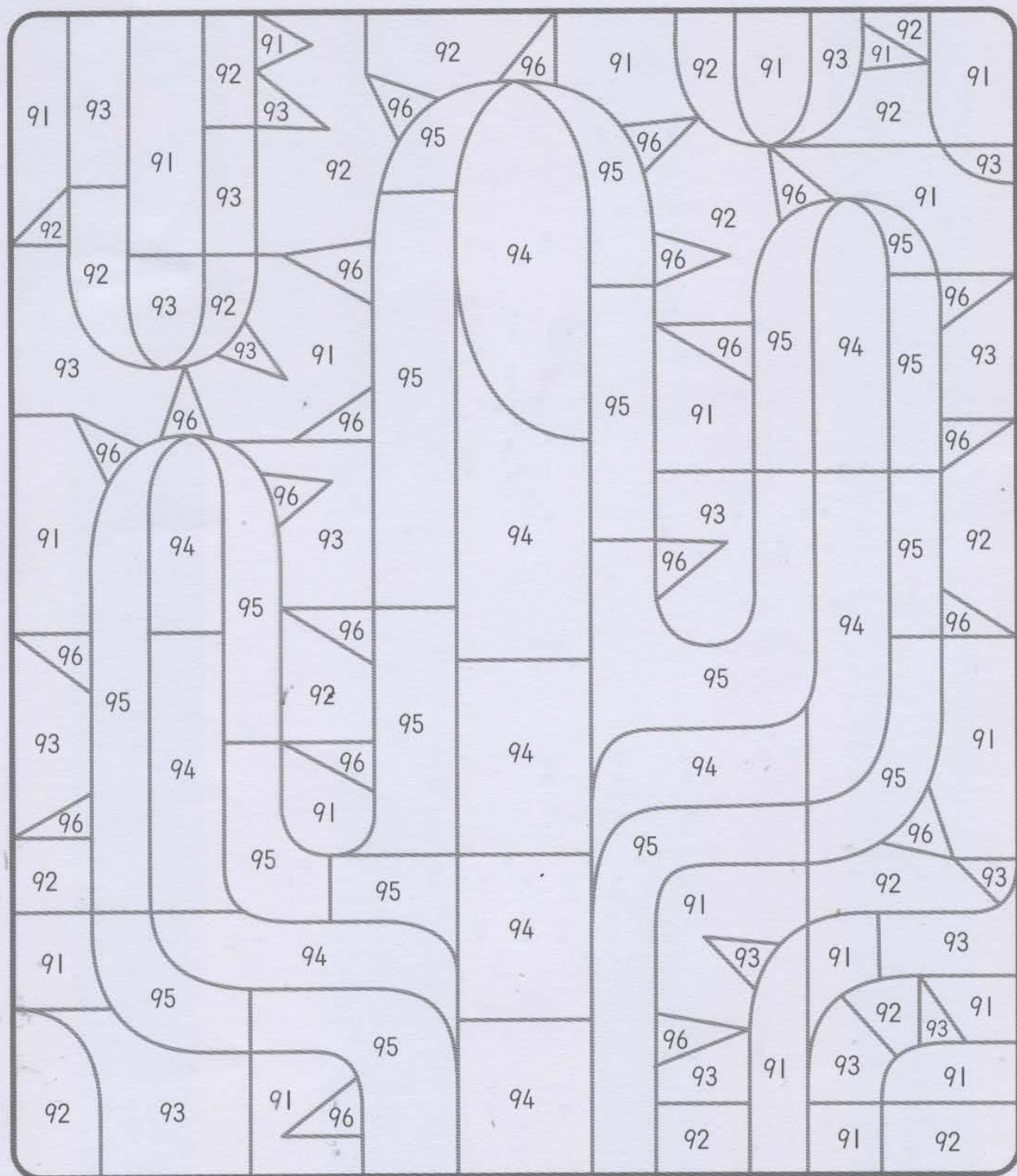
■ Draw a line from 1 to 100 in order while saying each number.



# What Is It?

■ Use the key below to color by number.

94 = green    95 = yellow green    96 = yellow





# 16

## Where Is My Hat?

Name
Date

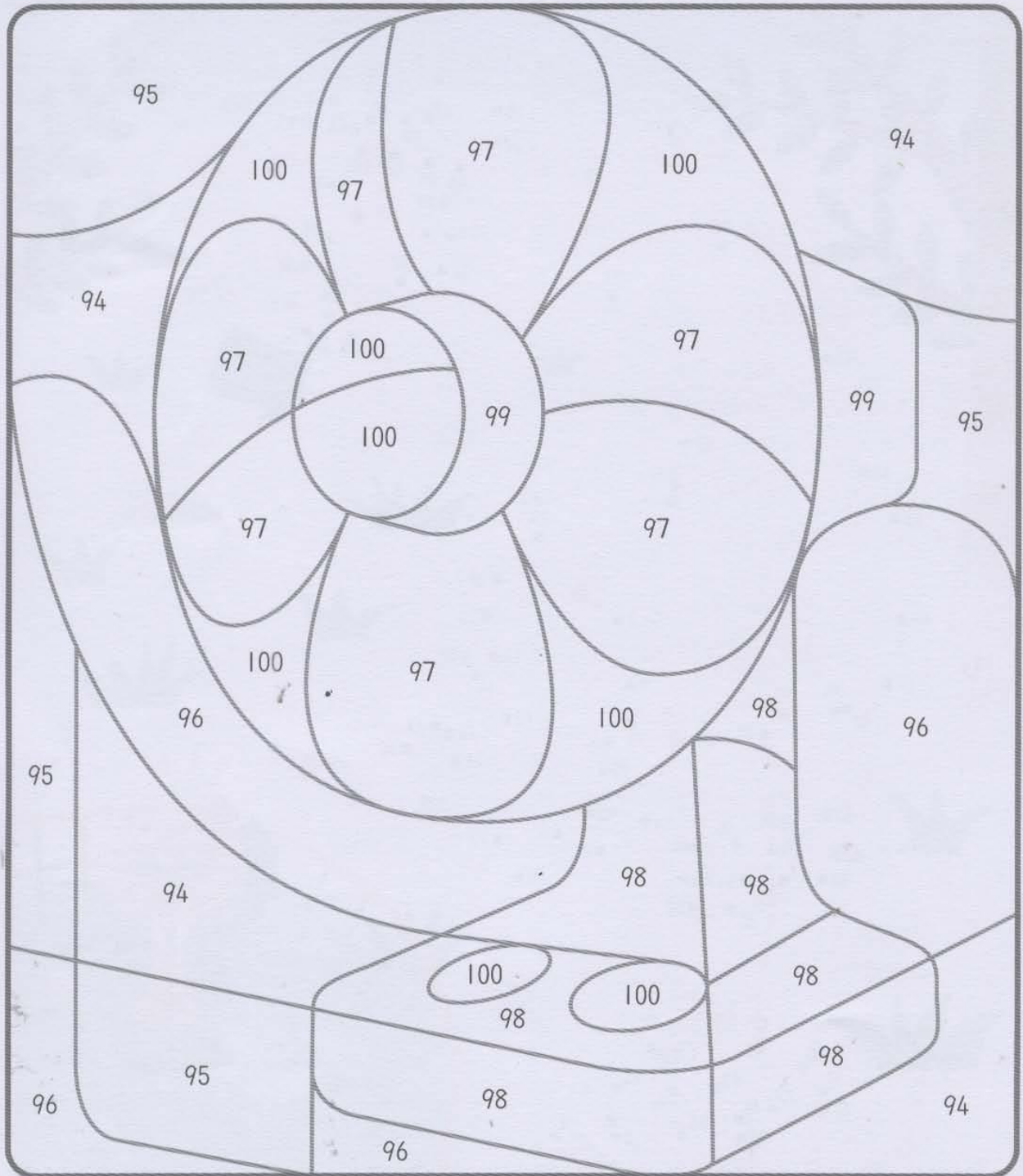
■ Draw a line from 1 to 100 in order while saying each number.



## What Is It?

■ Use the key below to color by number.

97 = yellow    98 = yellow green    99 = green    100 = blue








# I Can Catch the Fly

Name
Date

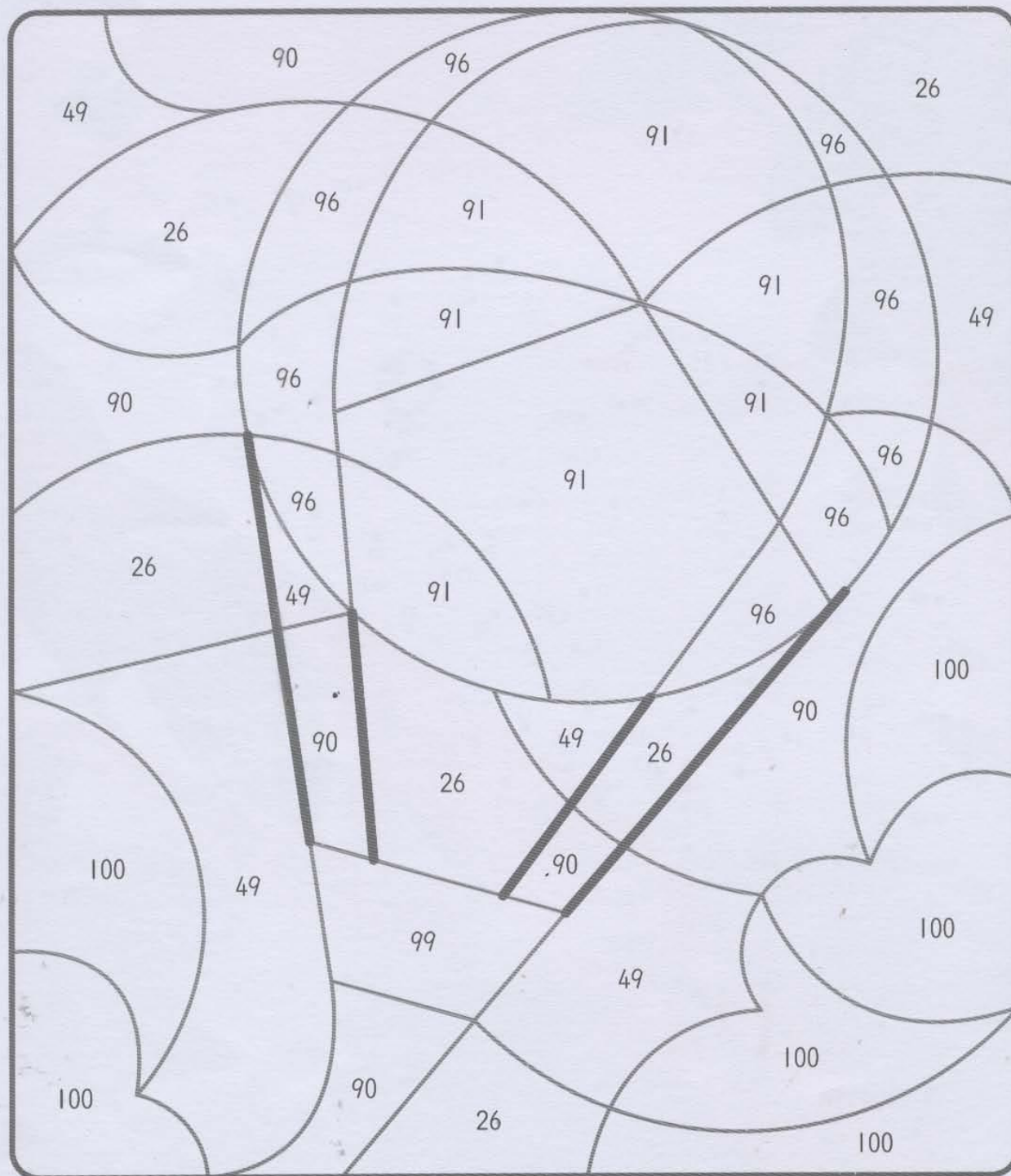
■ Draw a line from 1 to 100 in order while saying each number.



# What Is It?

■ Use the key below to color by number.

91 = yellow orange    96 = carnation pink    99 = blue green    100 = blue





Name
Date

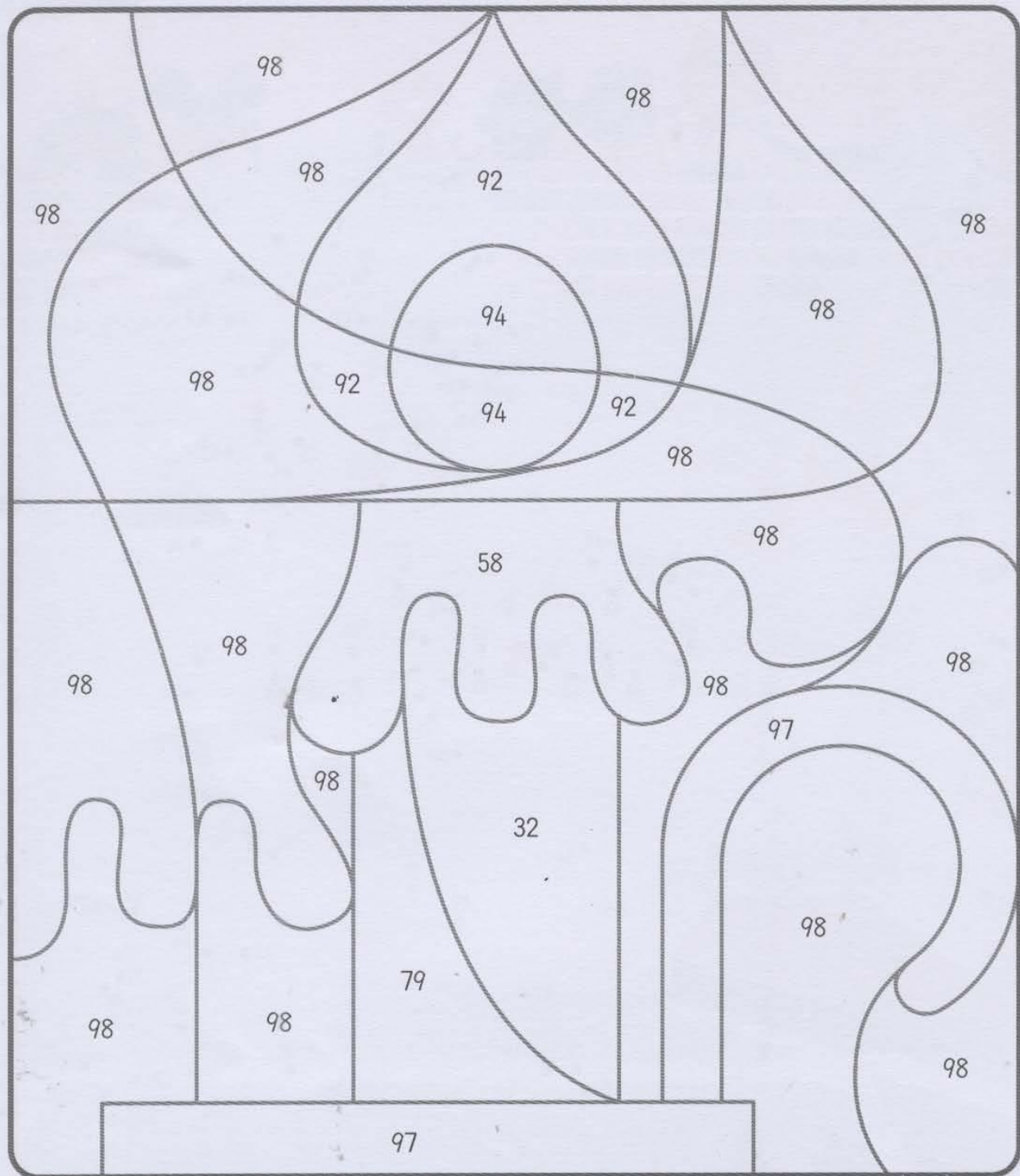
■ Draw a line from 1 to 100 in order while saying each number.



# What Is It?

■ Use the key below to color by number.

92 = red    94 = red violet    97 = yellow    98 = blue violet

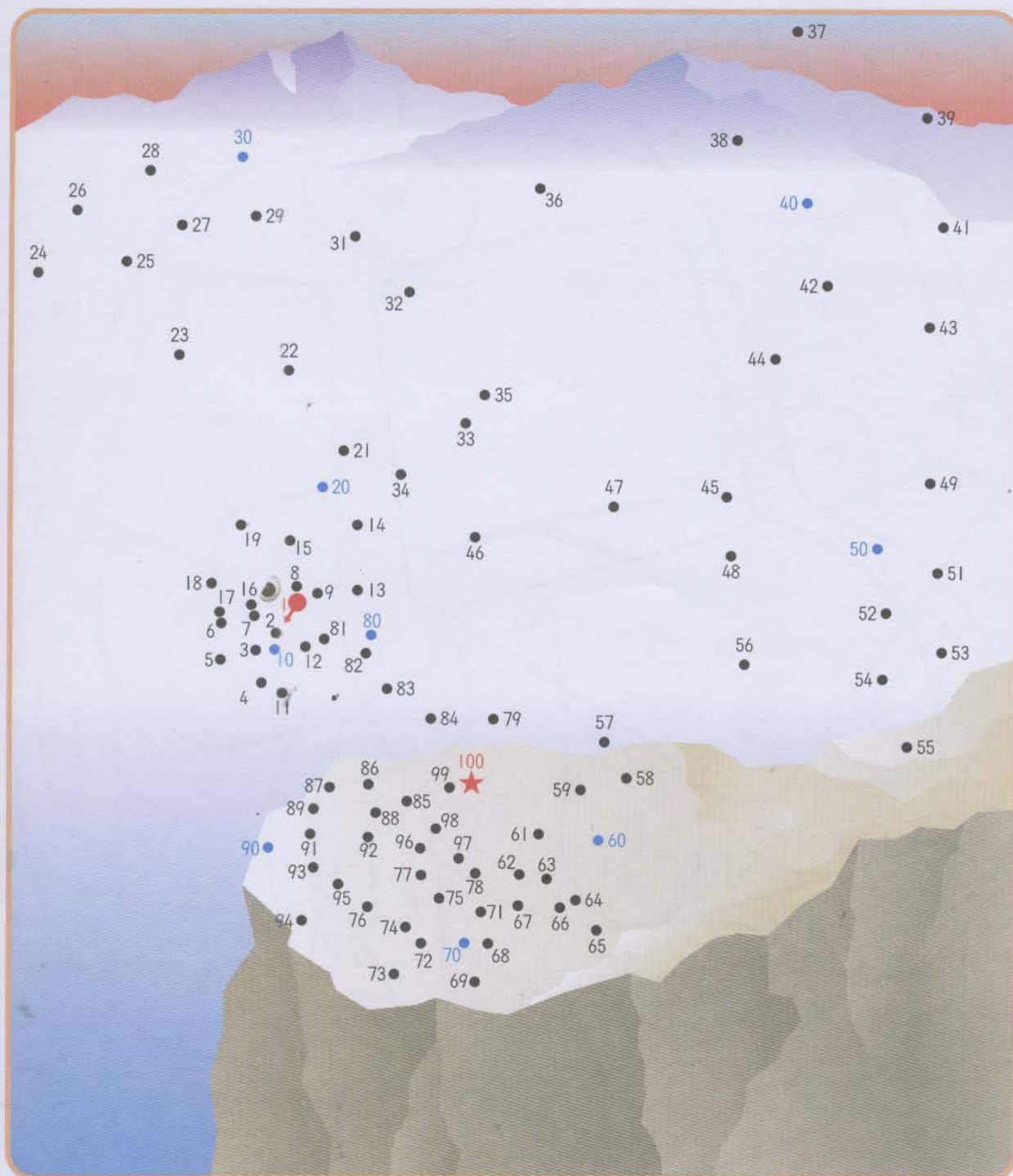




Name \_\_\_\_\_

Date \_\_\_\_\_

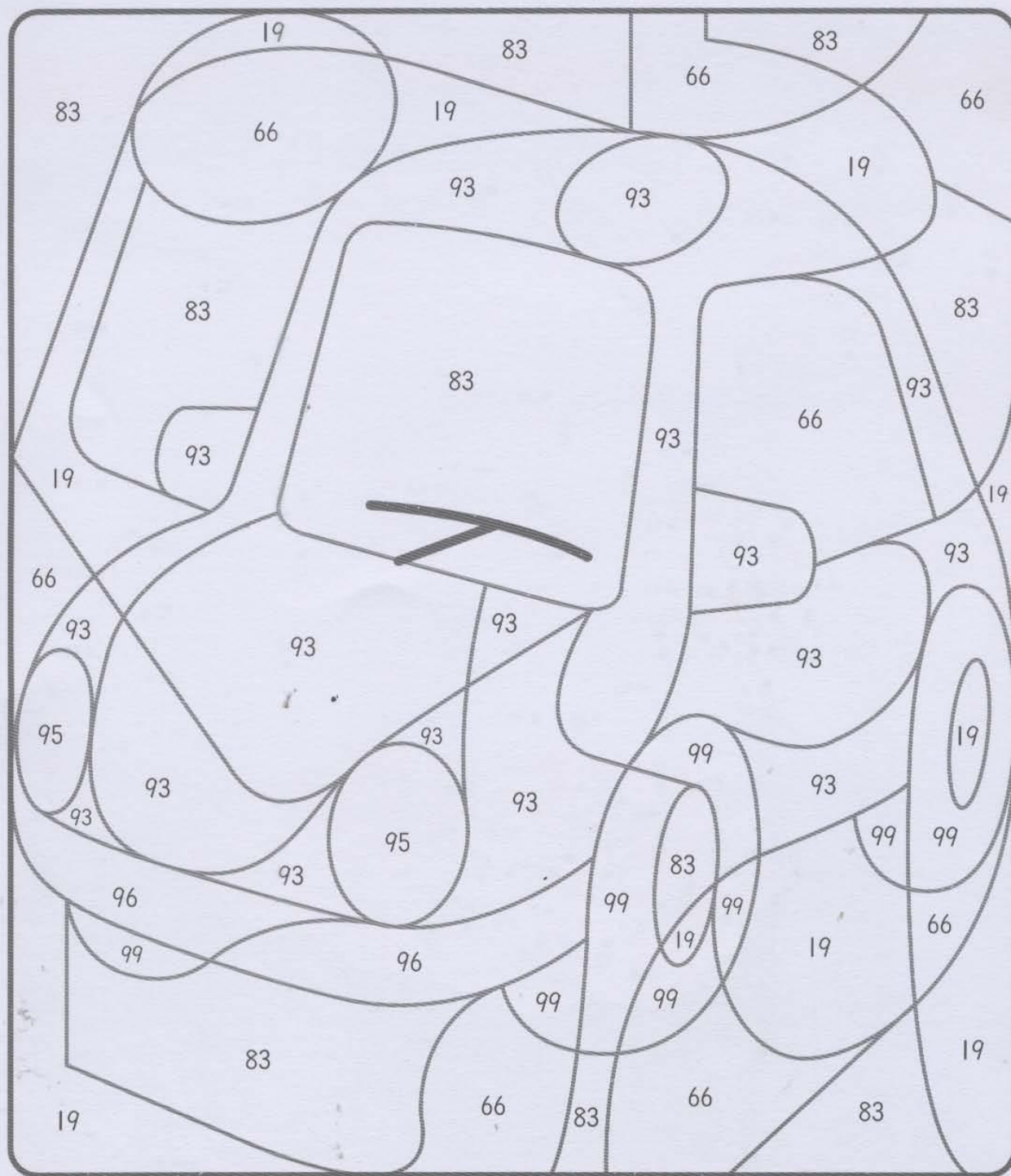
■ Draw a line from 1 to 100 in order while saying each number.



# What Is It?

■ Use the key below to color by number.

93 = blue    95 = yellow    96 = violet (purple)    99 = black







# How Big You Are!

Name
Date

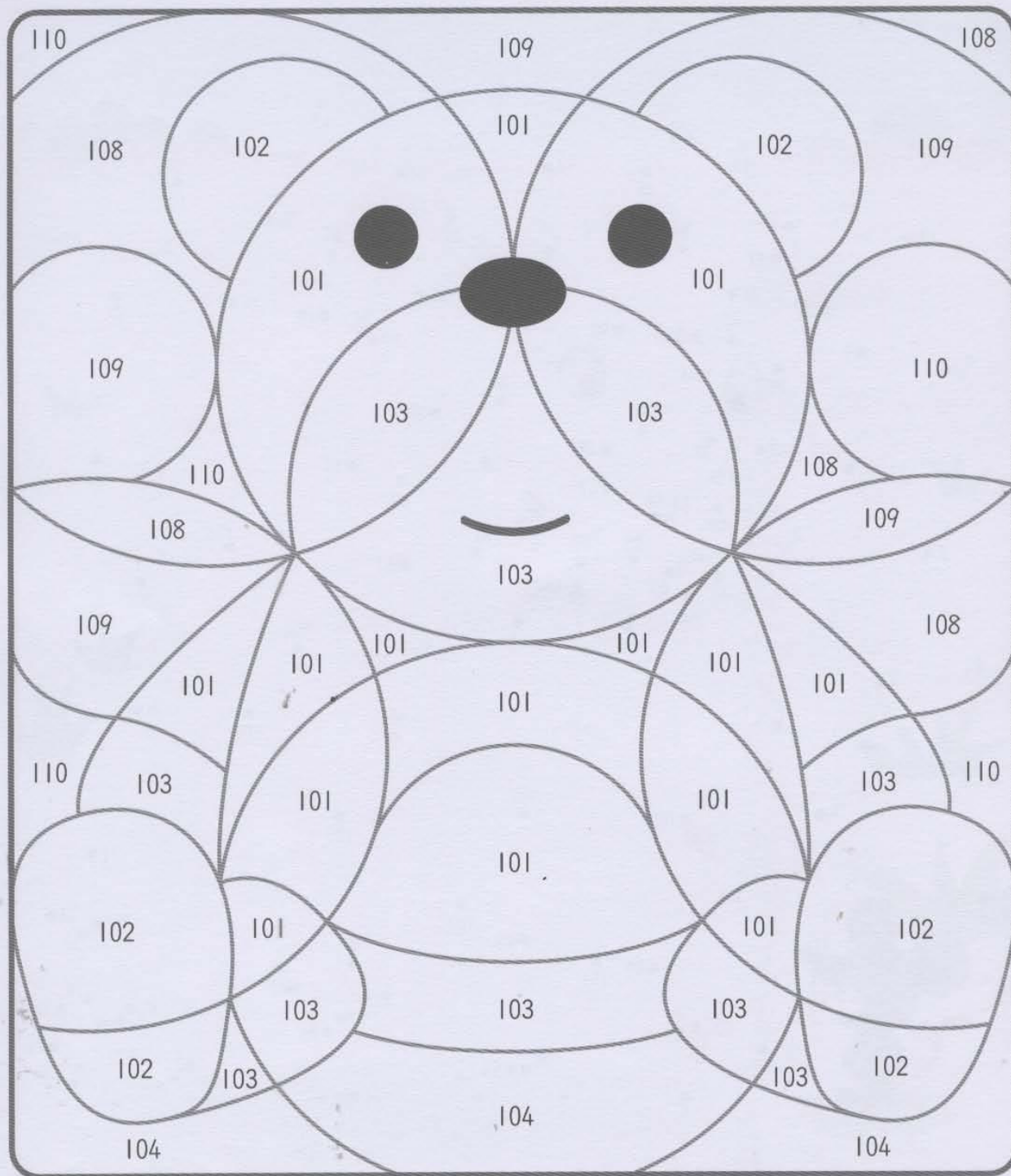
■ Draw a line from 1 to 110 in order while saying each number.



# What Is It?

■ Use the key below to color by number.

101 = brown    102 = yellow orange    103 = yellow    104 = yellow green





# 21

## Do You Want a Ride on My Back?

Name
Date


■ Draw a line from 1 to 110 in order while saying each number.



# What Is It?

■ Use the key below to color by number.

105 = blue    106 = black    107 = carnation pink    108 = blue green






Name \_\_\_\_\_

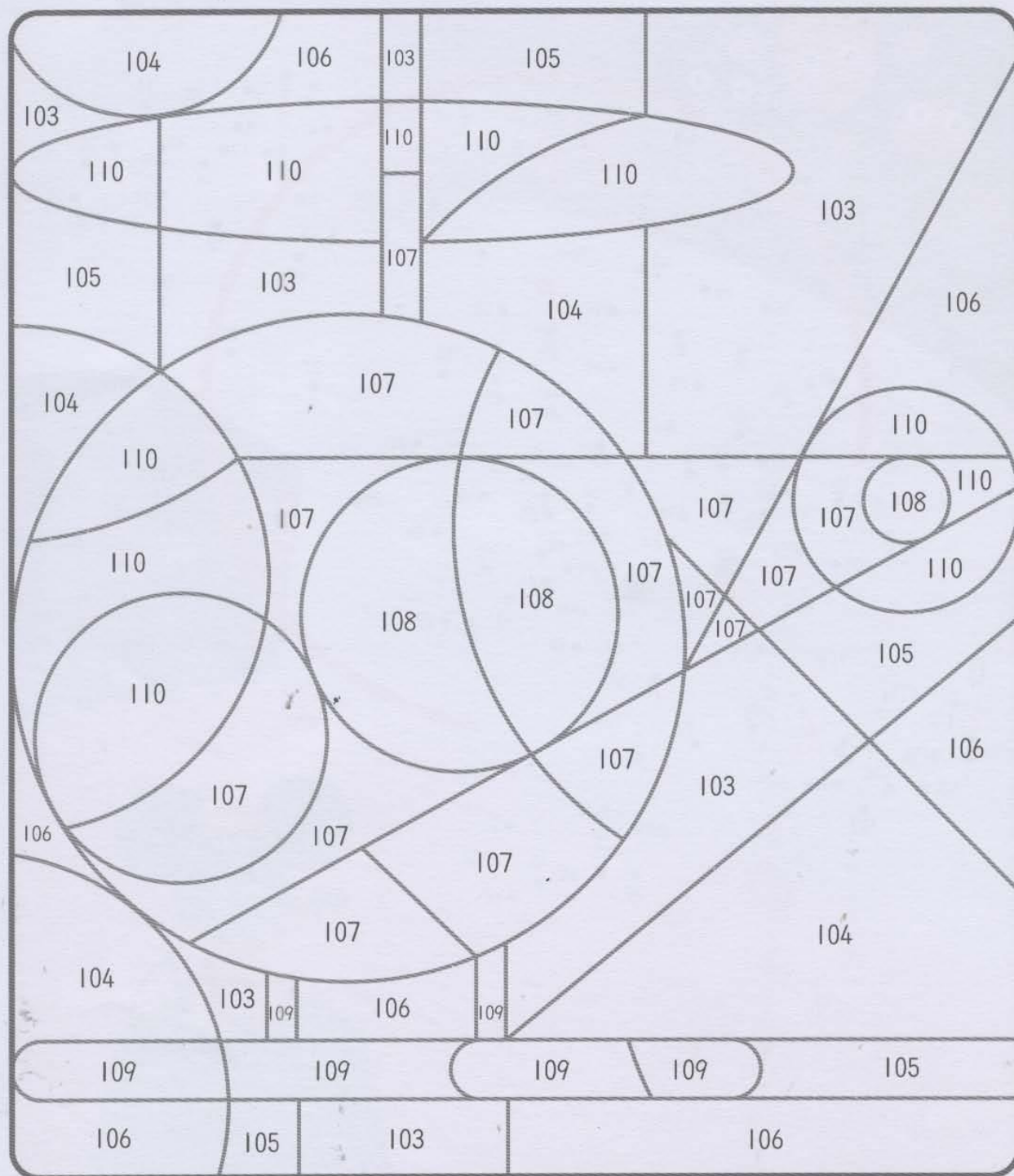
Date \_\_\_\_\_

■ Draw a line from 1 to 110 in order while saying each number.



■ Use the key below to color by number.

107 = yellow green   108 = yellow orange   109 = carnation pink   110 = blue






# 23 Let's Mix It Up!

Name
Date

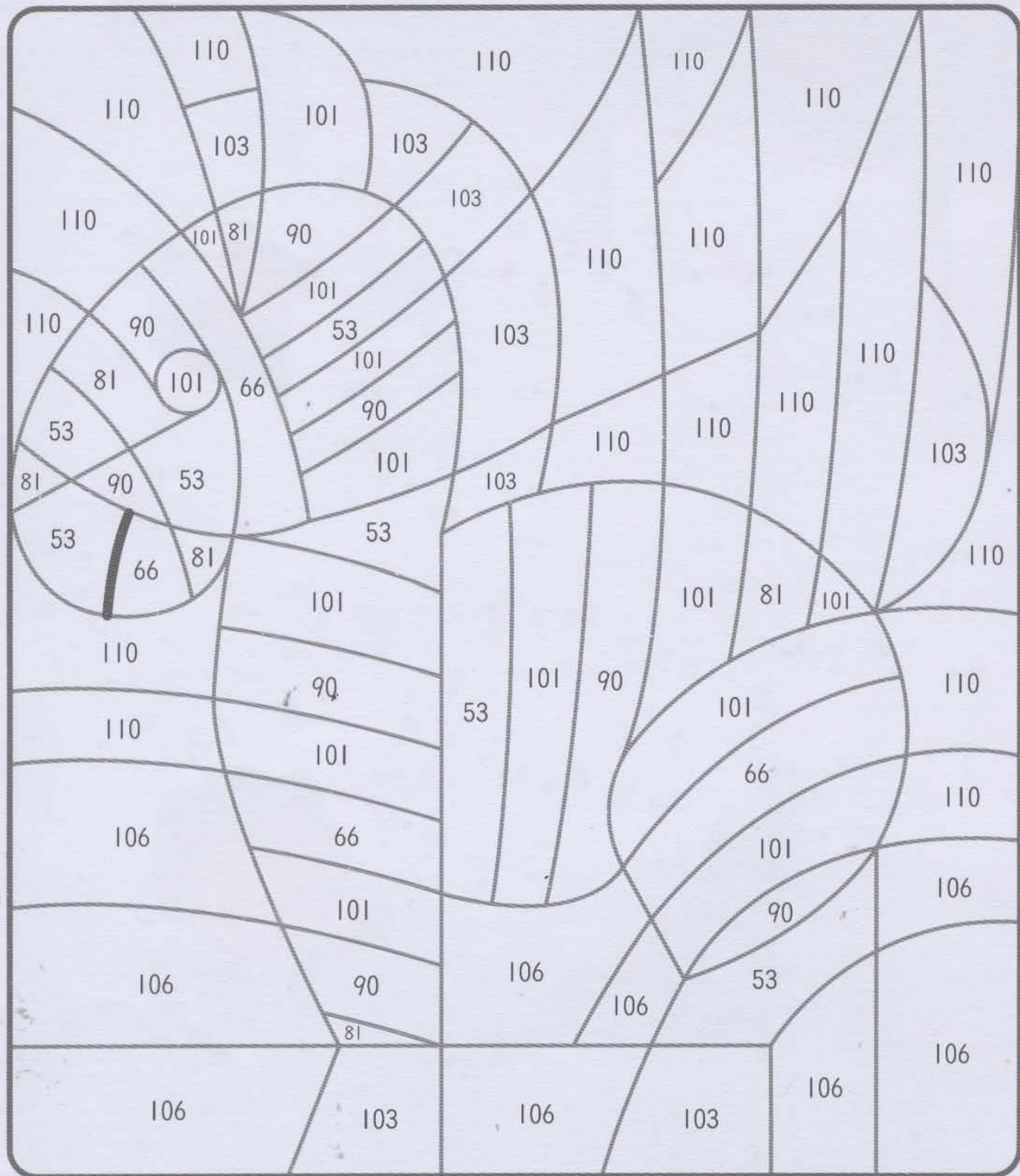
■ Draw a line from 1 to 110 in order while saying each number.



## What Is It?

■ Use the key below to color by number.

101 = black    103 = brown    106 = green    110 = blue green





Name
Date

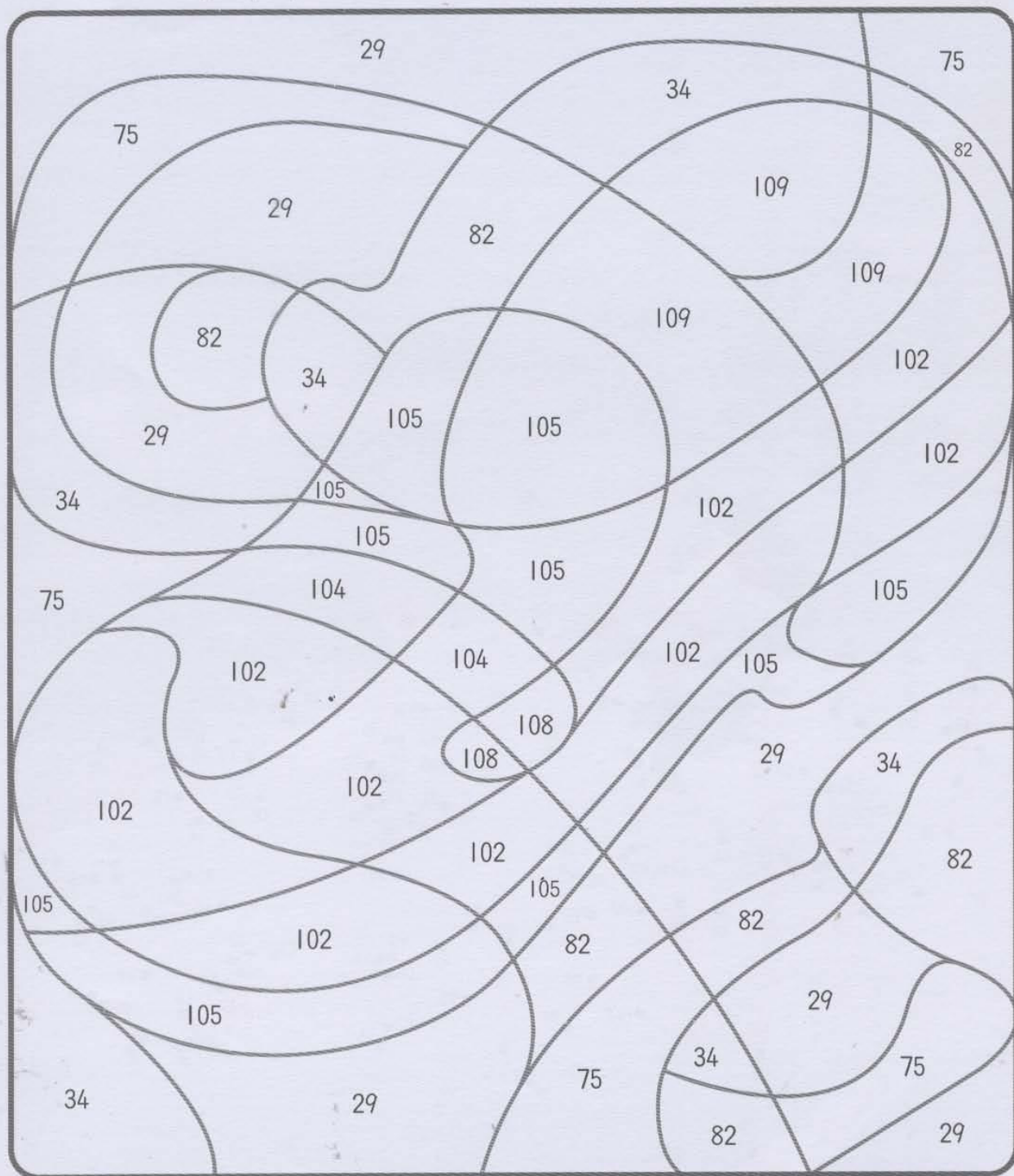
■ Draw a line from 1 to 110 in order while saying each number.



# What Is It?

■ Use the key below to color by number.

102 = violet (purple) 104 = blue 105 = brown 108 = yellow 109 = black





Name \_\_\_\_\_

Date \_\_\_\_\_

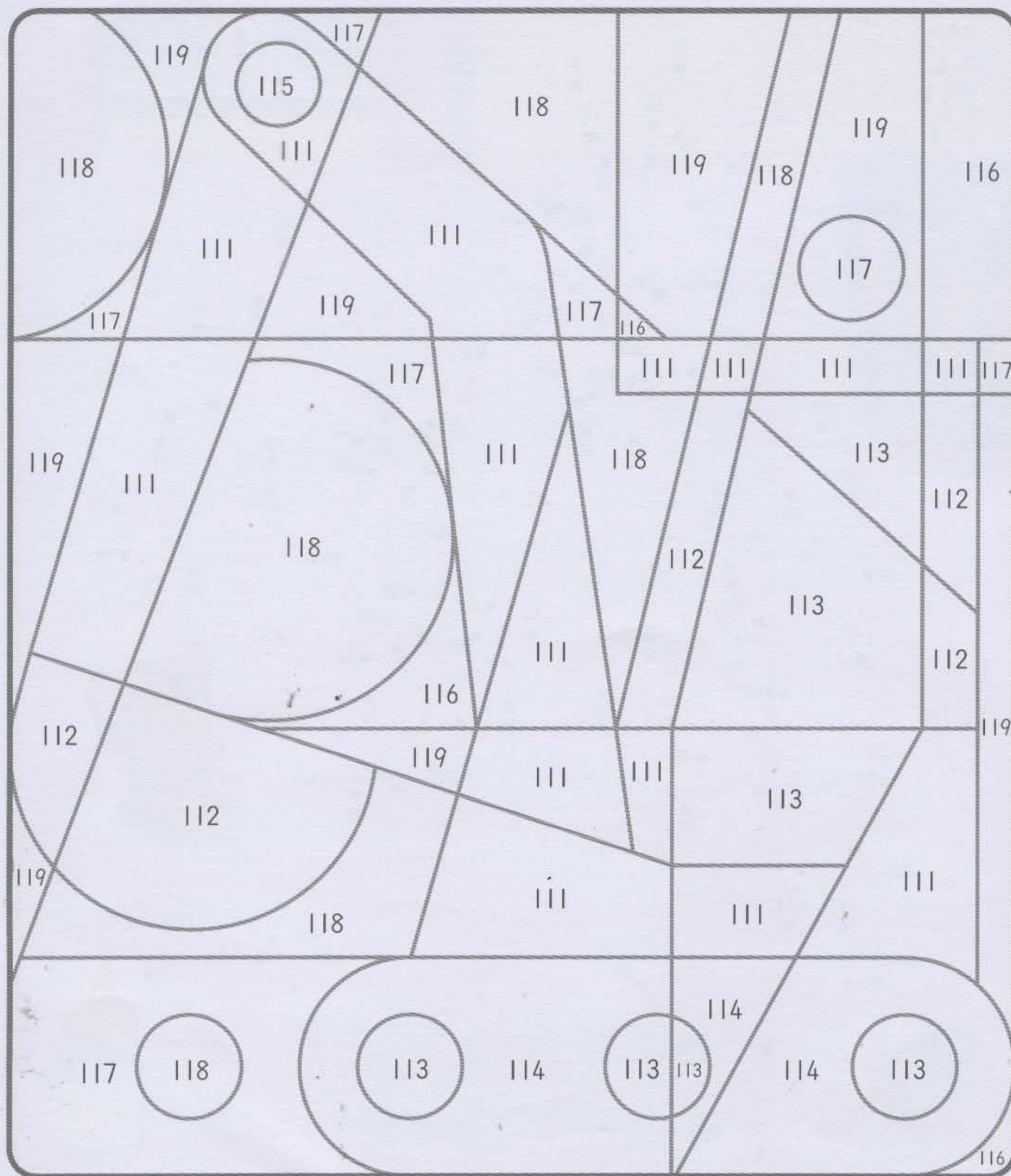
- Draw a line from 1 to 120 in order while saying each number.



# What Is It?

■ Use the key below to color by number.

111 = yellow 112 = black 113 = blue 114 = violet (purple) 115 = orange





Name
Date

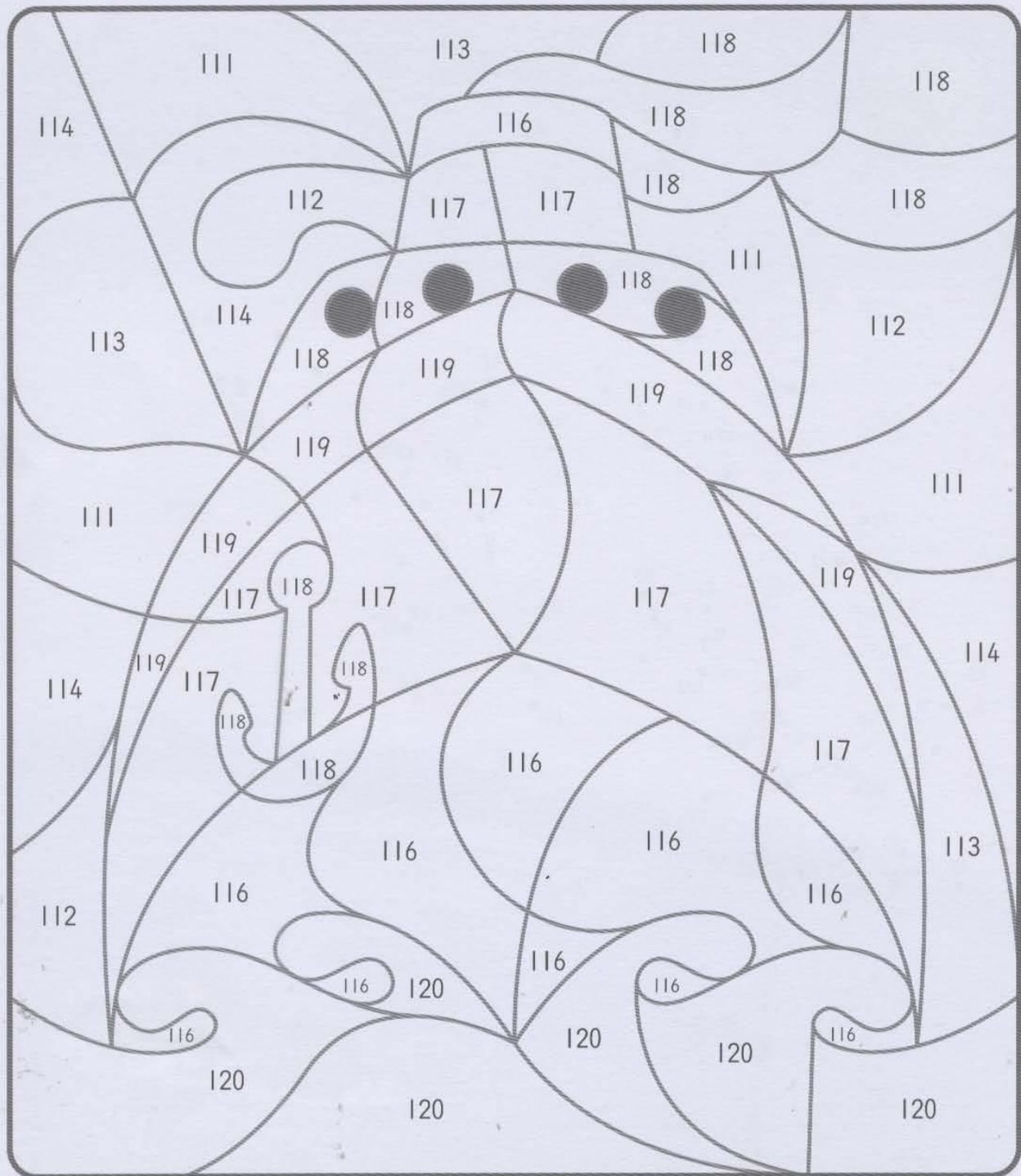
■ Draw a line from 1 to 120 in order while saying each number.



## What Is It?

■ Use the key below to color by number.


116 = red 117 = black 118 = yellow 119 = blue green 120 = blue





Name
Date

■ Draw a line from 1 to 120 in order while saying each number.

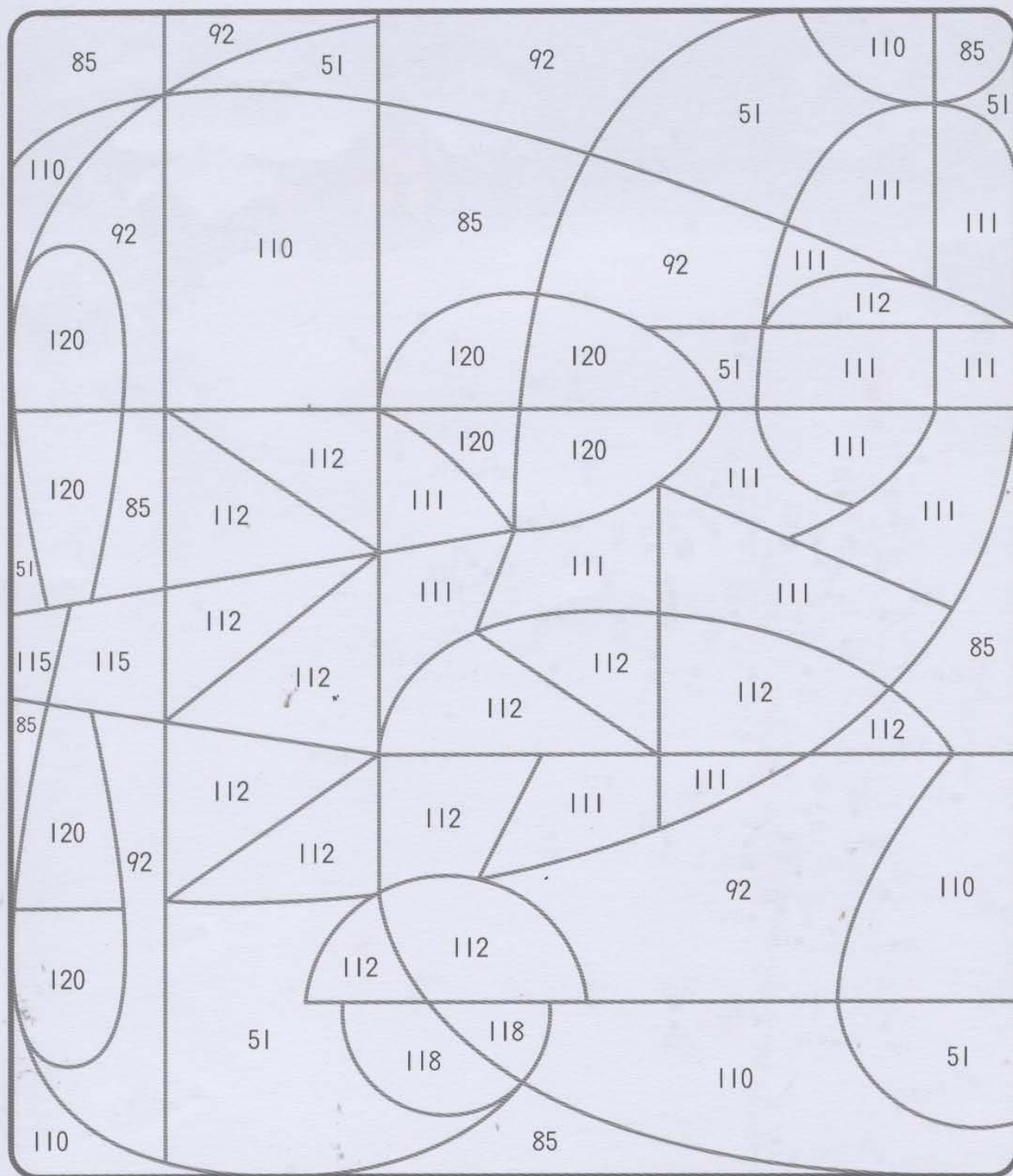


# What Is It?

■ Use the key below to color by number.

111 = orange    112 = red orange    115 = yellow    118 = black

120 = blue green





Name
Date

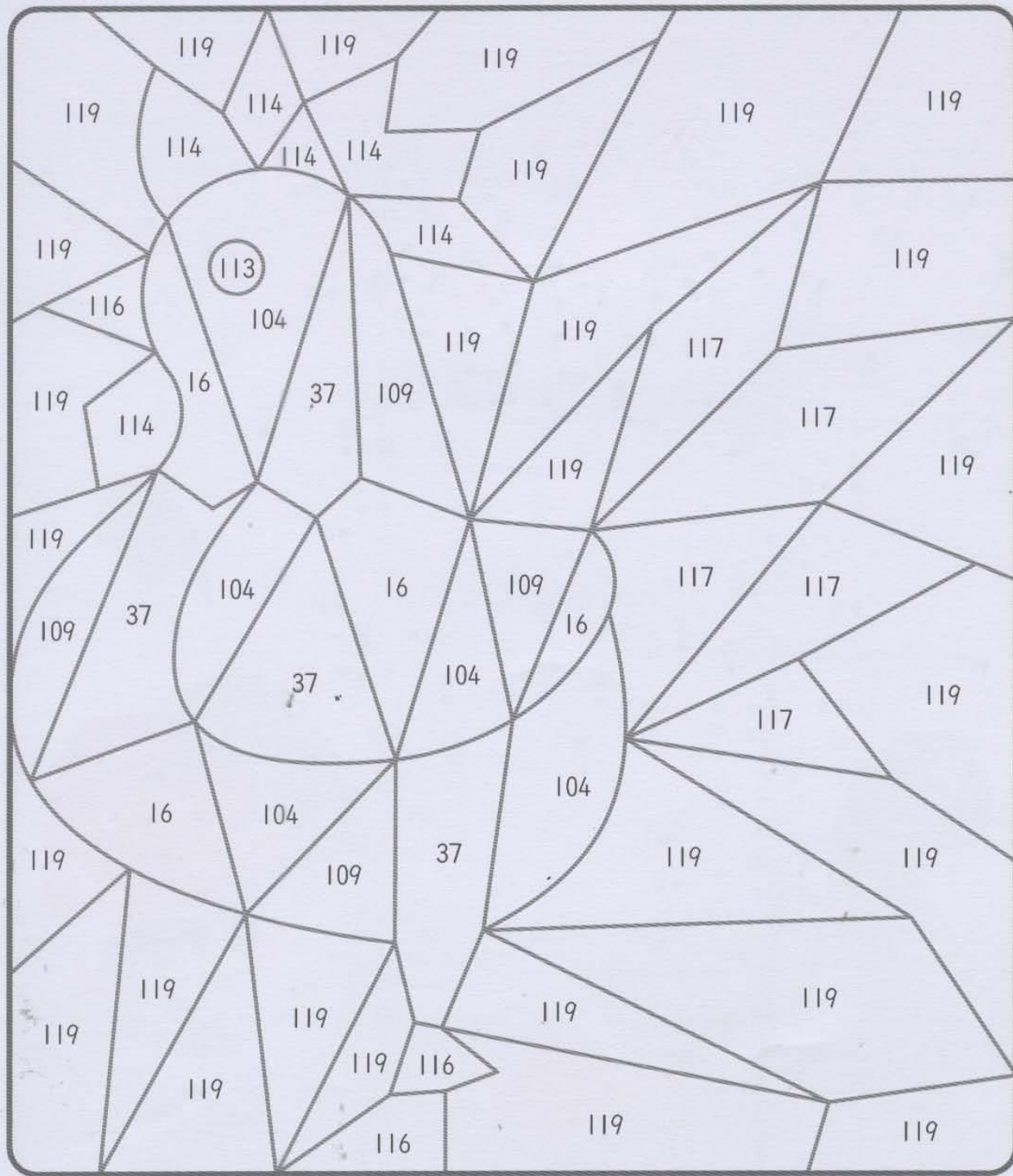
■ Draw a line from 1 to 120 in order while saying each number.



# What Is It?

■ Use the key below to color by number.

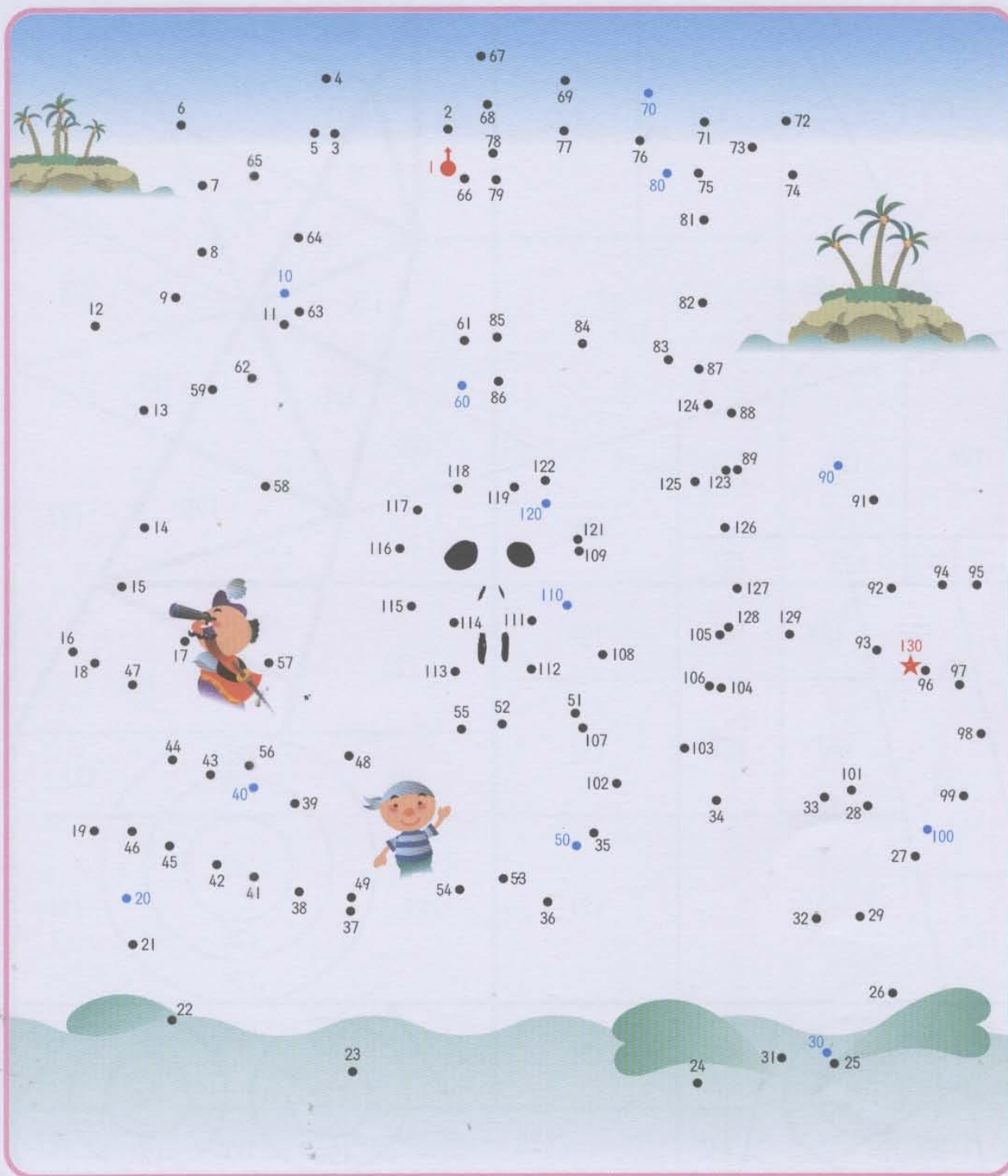
113 = black 114 = red 116 = yellow 117 = brown 119 = yellow green





Name
Date

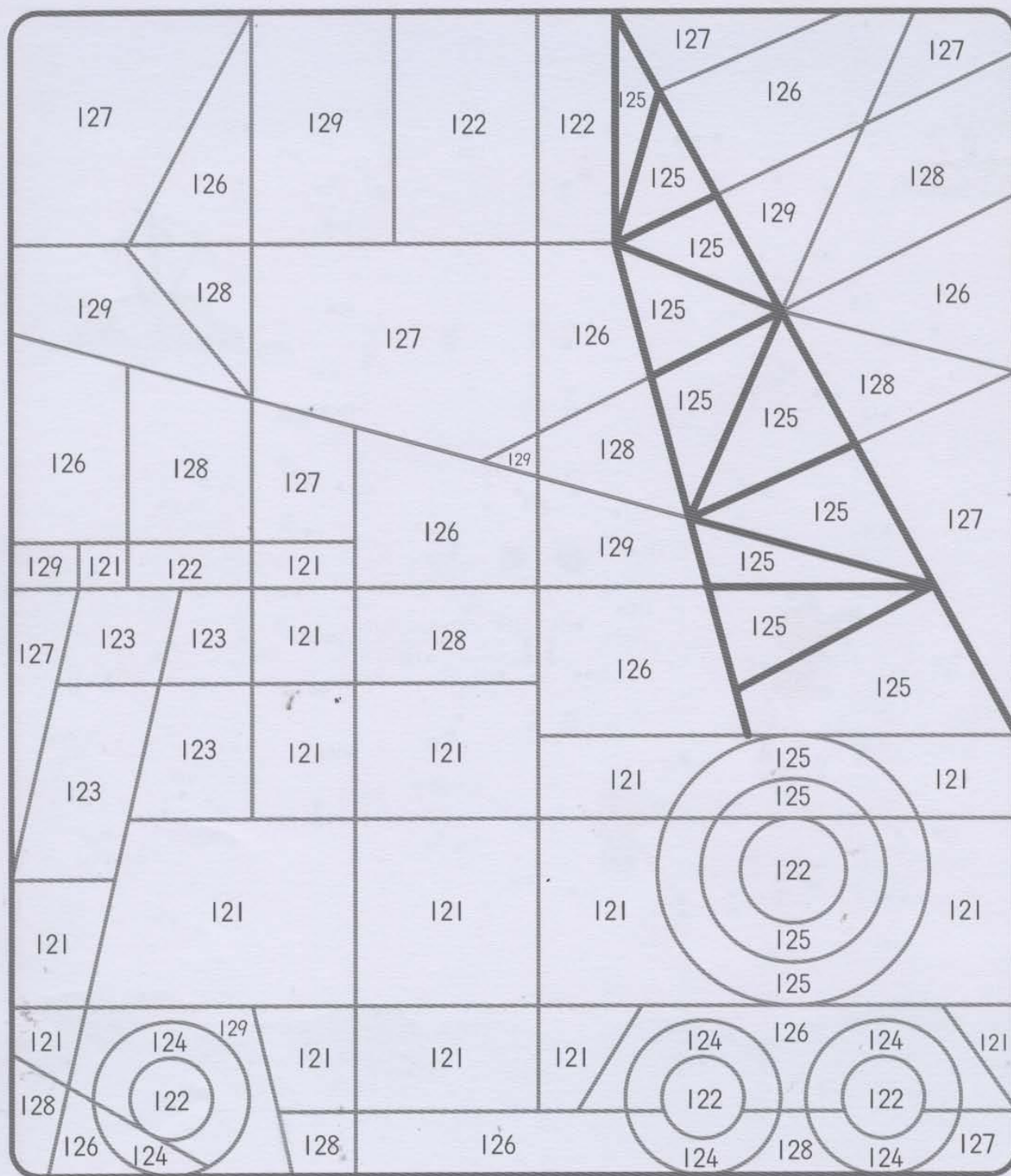
■ Draw a line from 1 to 130 in order while saying each number.



# What Is It?

■ Use the key below to color by number.


121 = red   122 = yellow   123 = blue   124 = black   125 = yellow orange





Name
Date

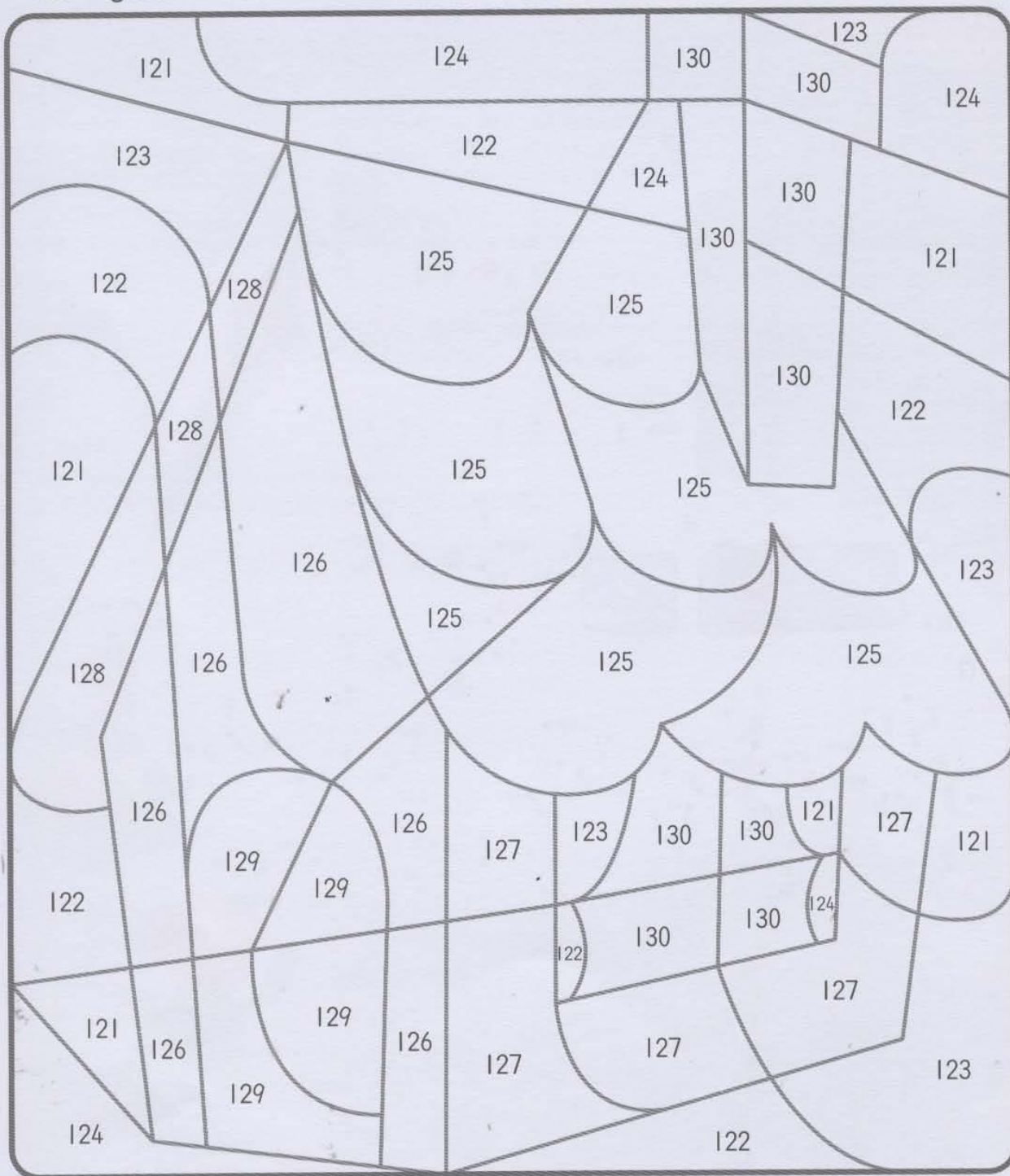
■ Draw a line from 1 to 130 in order while saying each number.



# What Is It?

■ Use the key below to color by number.


125 = blue    126 = violet (purple)    127 = blue green    128 = brown  
129 = green    130 = black





Name
Date

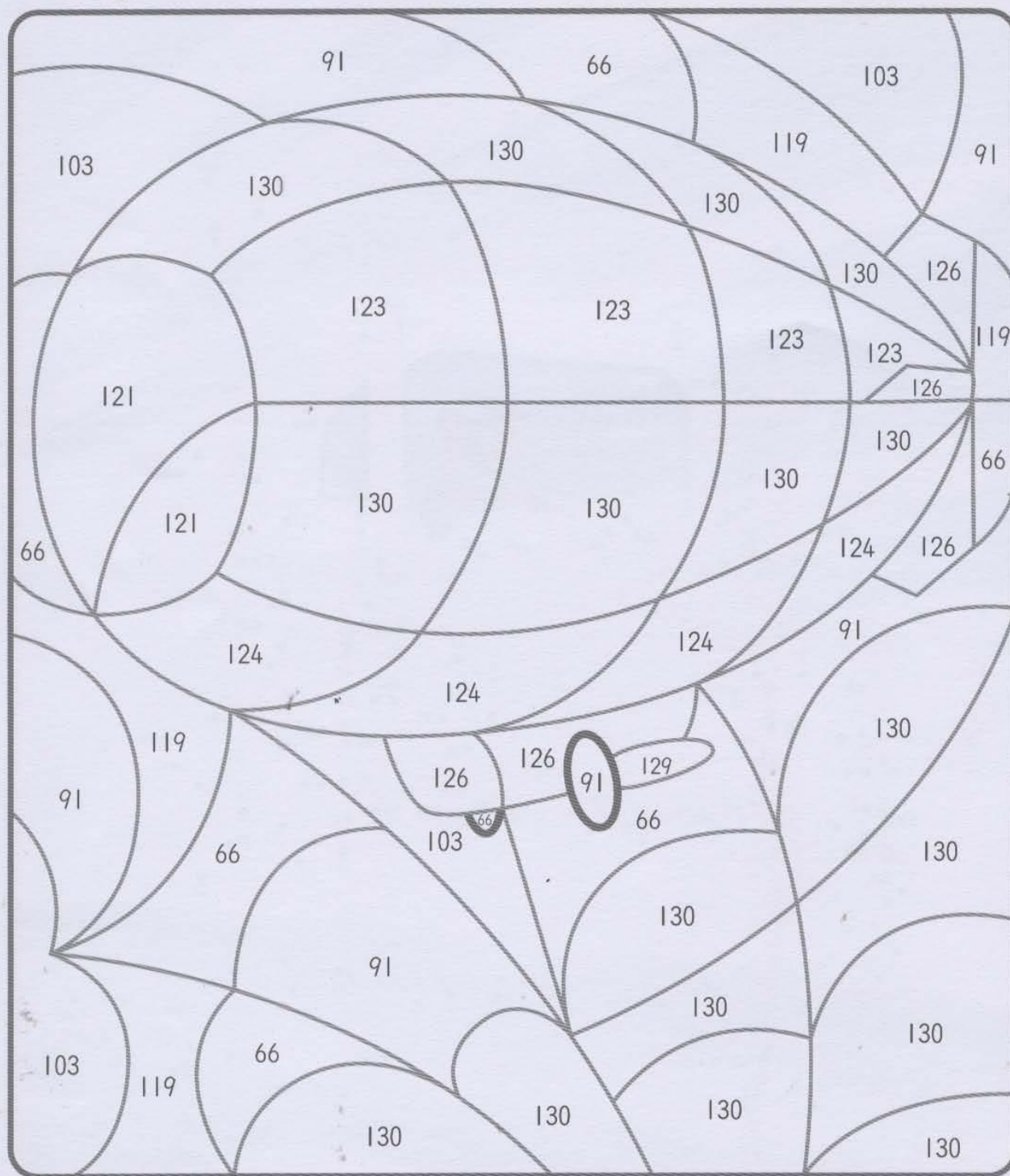
■ Draw a line from 1 to 130 in order while saying each number.



# What Is It?

■ Use the key below to color by number.

121 = red violet    123 = orange    124 = blue green    126 = blue violet  
129 = green    130 = blue






Name
Date

**To parents** On this page, your child will have to draw many lines that cross other lines. If your child has difficulty finding the numbers, please point them out. Praise your child as he or she finishes each activity.

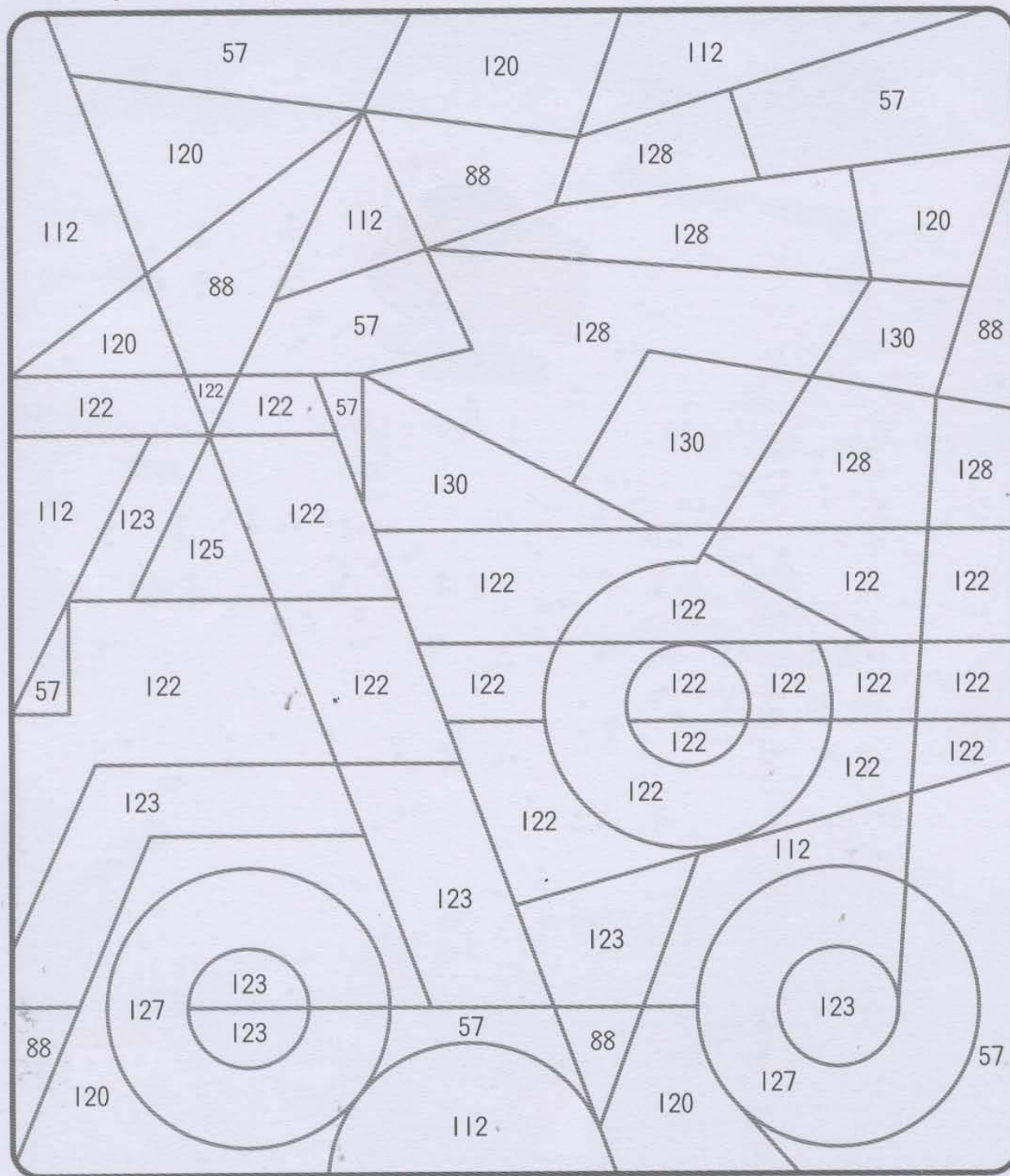
■ Draw a line from 1 to 130 in order while saying each number.



# What Is It?

■ Use the key below to color by number.

122 = yellow    123 = blue violet    125 = blue    127 = black    128 = brown  
130 = yellow orange






# 33

## Chug Chug

Name
Date

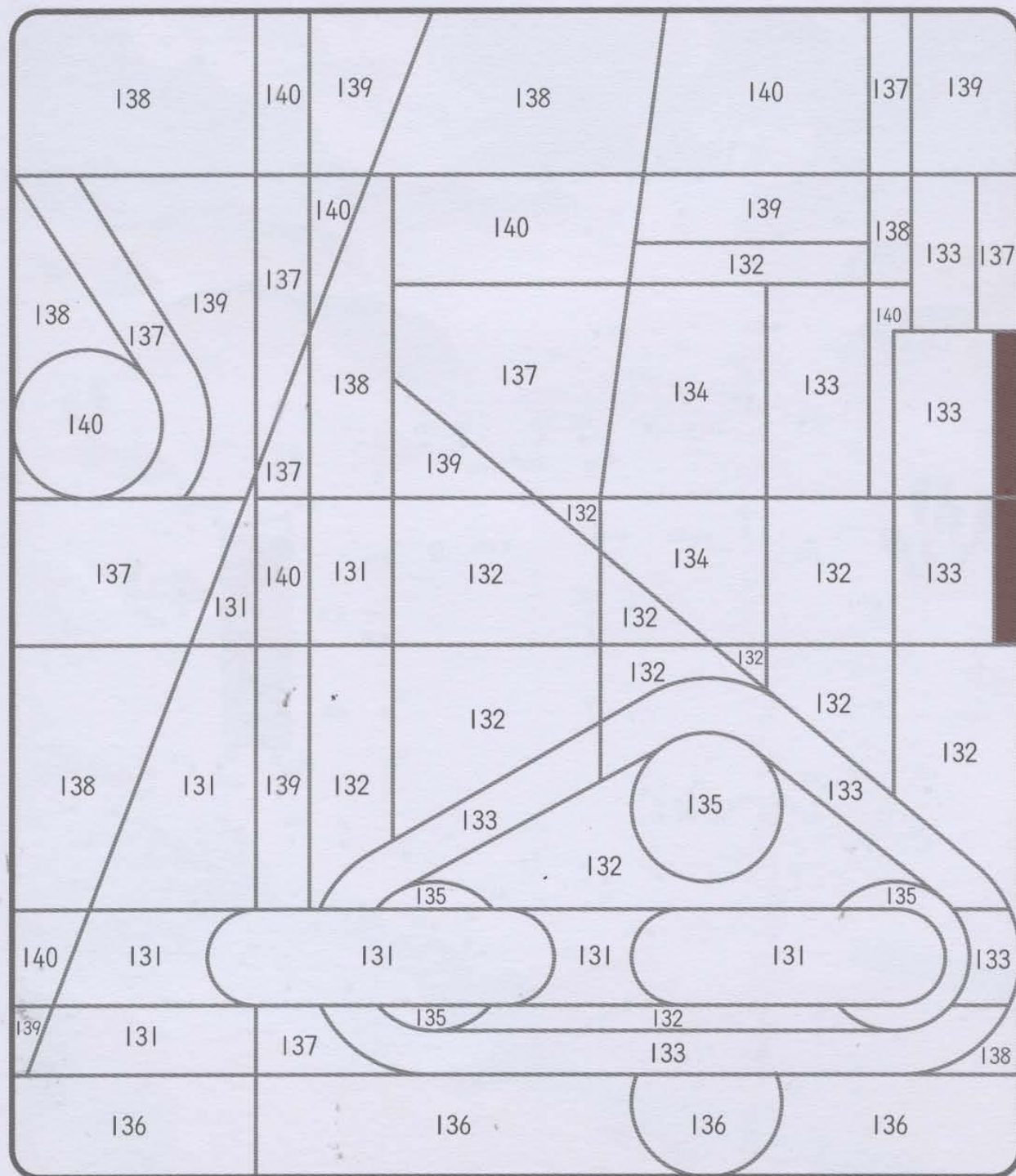
■ Draw a line from 1 to 140 in order while saying each number.



# What Is It?

■ Use the key below to color by number.

131 = orange    132 = yellow green    133 = black    134 = violet (purple)  
135 = blue    136 = brown



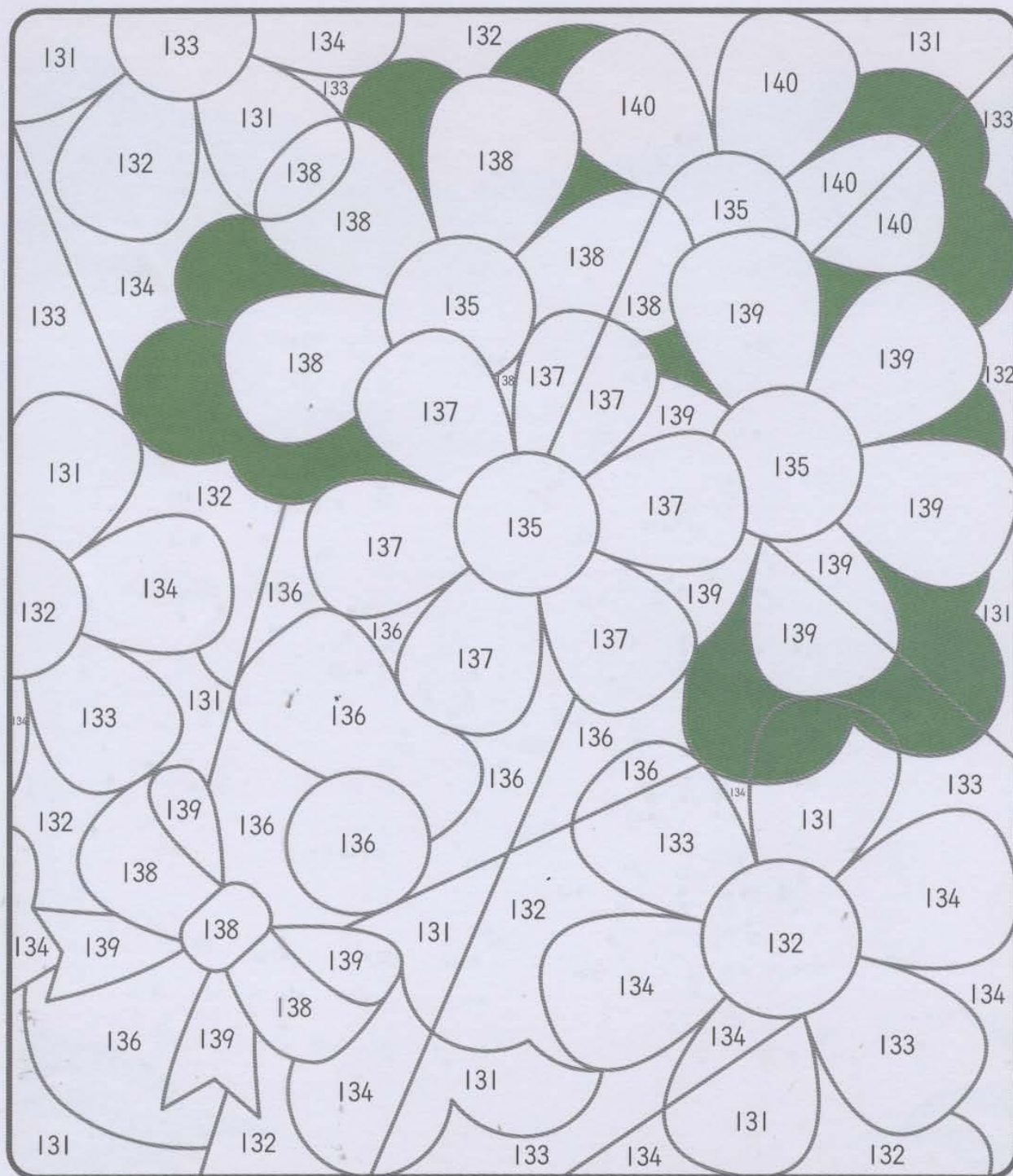




## What Is It?

■ Use the key below to color by number.

135 = yellow    136 = blue    137 = orange    138 = carnation pink  
139 = red    140 = red violet





# 35 Fire!

Name \_\_\_\_\_

Date \_\_\_\_\_

**To parents** On this page, your child will have to draw many lines that cross other lines. It may be difficult for him or her to draw straight lines especially when the next number is farther away. If your child has difficulty finding the numbers and drawing the lines, please offer to help.

■ Draw a line from 1 to 140 in order while saying each number.




## What Is It?

■ Use the key below to color by number.

131 = brown    132 = yellow orange    133 = red    134 = red violet


137 = carnation pink    139 = blue violet





Name
Date

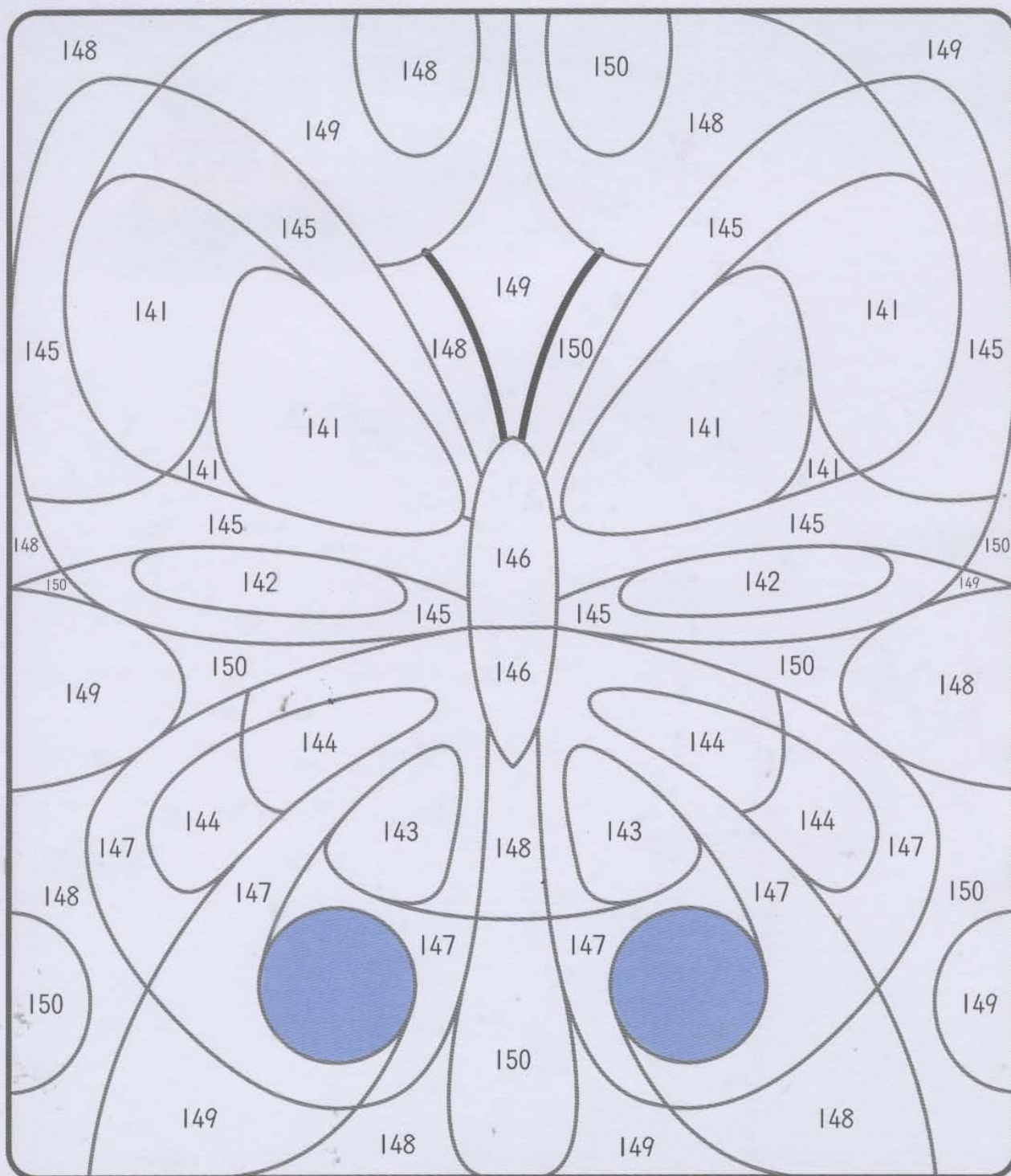
■ Draw a line from 1 to 150 in order while saying each number.



# What Is It?

■ Use the key below to color by number.

141 = yellow   142 = red orange   143 = yellow green   144 = red violet  
145 = violet (purple)   146 = brown   147 = blue





Name
Date

■ Draw a line from 1 to 150 in order while saying each number.

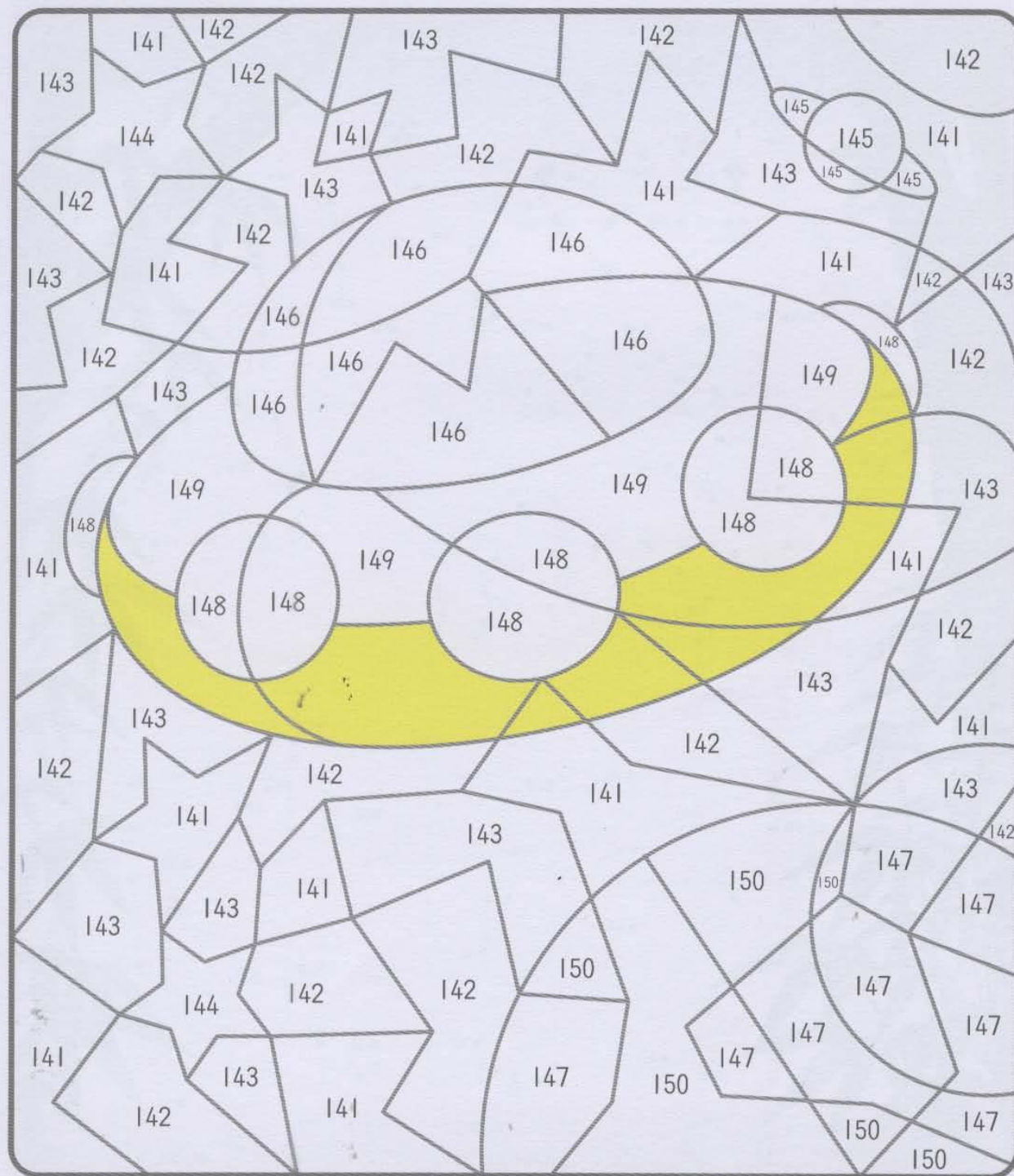


# What Is It?

■ Use the key below to color by number.

144 = yellow    145 = carnation pink    146 = blue green    147 = green

148 = yellow green    149 = blue    150 = blue violet





Name
Date

**To parents** On this page, your child will have to draw many lines that cross other lines. It may be difficult for him or her to draw straight lines especially when the next number is farther away. If your child has difficulty finding the numbers and drawing the lines, please offer to help. Give your child lots of praise for his or her effort!

- Draw a line from 1 to 150 in order while saying each number.

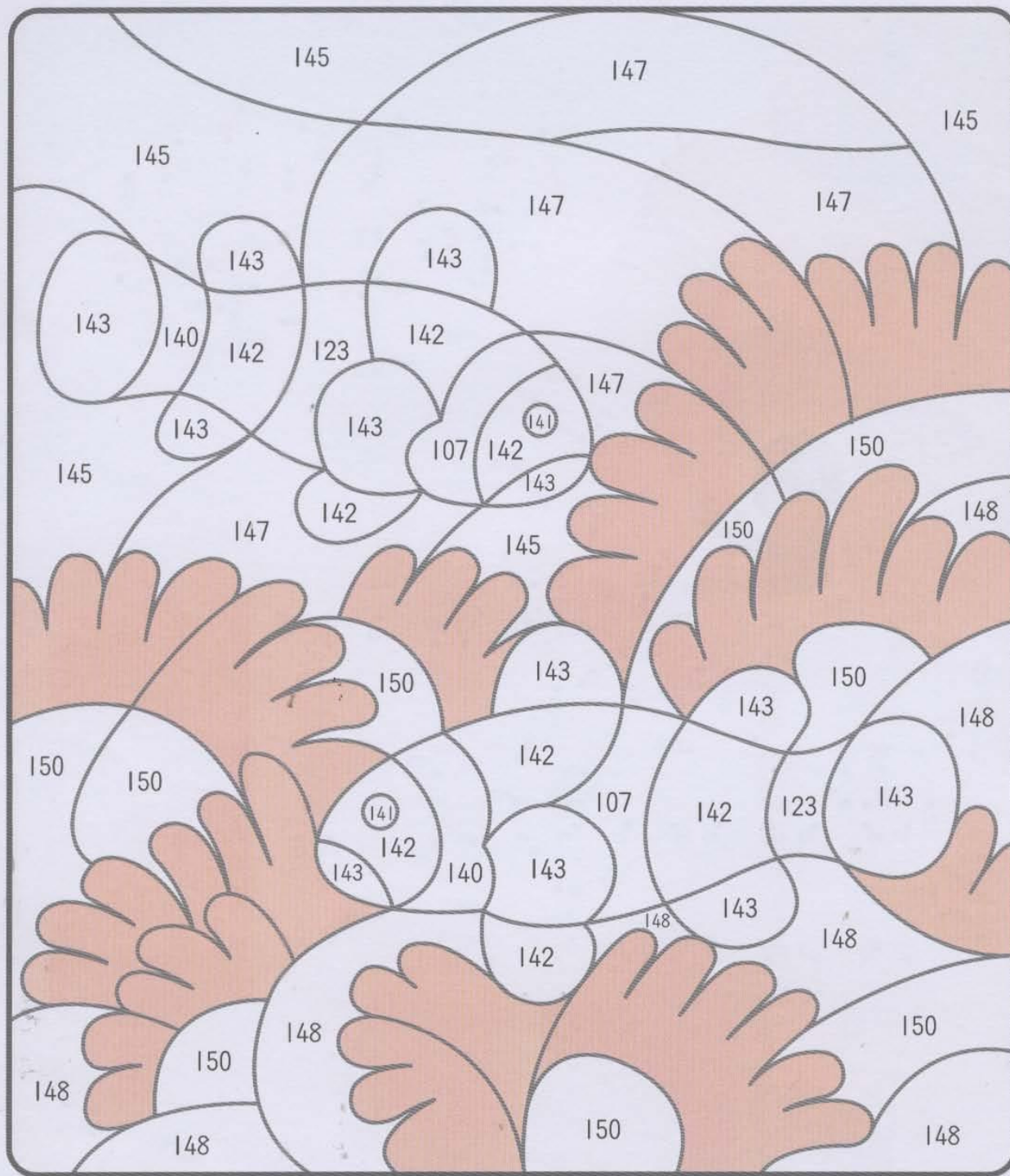


## What Is It?

■ Use the key below to color by number.

141 = black    142 = red orange    143 = orange    145 = blue

147 = blue green    148 = green    150 = yellow green






# Answer Key



p. 1 chicken



p. 2 tomato



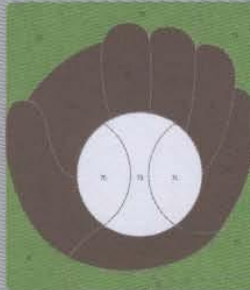
p. 3 dog



p. 4 scissors



p. 5 tugboat



p. 6 mitt and ball



p. 7 crocodile



p. 8 bag



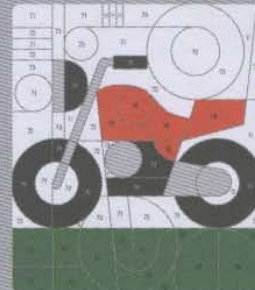
p. 9 Triceratops



p. 10 lollipop



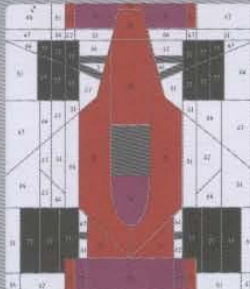
p. 11 submarine



p. 12 minibike



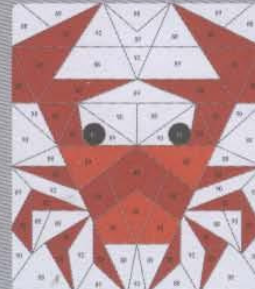
p. 13 walrus



p. 14 race car



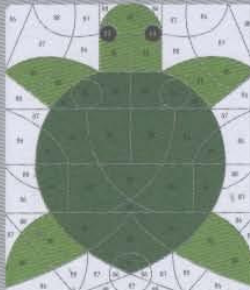
p. 15 gorilla



p. 16 crab



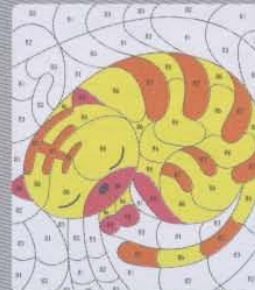
p. 17 hornbill



p. 18 turtle



p. 19 sailing ship



p. 20 cat



# Answer Key




p. 21 Tyrannosaurus



p. 22 swan



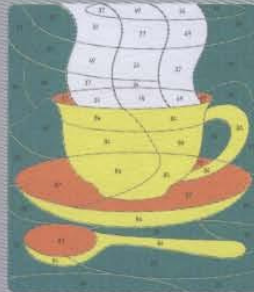
p. 23 passenger ship



p. 24 pineapple



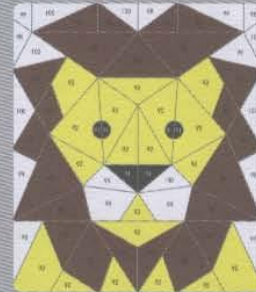
p. 25 helicopter



p. 26 cup of tea



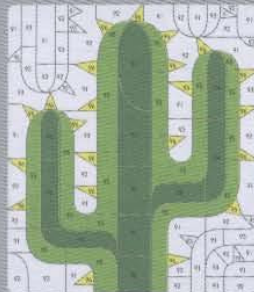
p. 27 ostrich



p. 28 lion



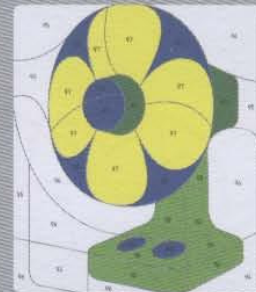
p. 29 parrot



p. 30 cactus



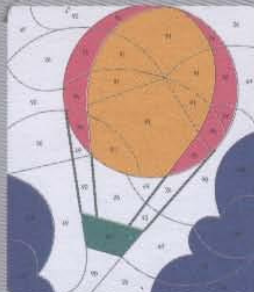
p. 31 giraffe



p. 32 fan



p. 33 chameleon



p. 34 balloon



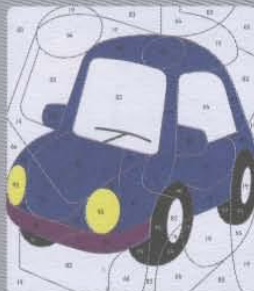
p. 35 baseball player



p. 36 candle



p. 37 eagle



p. 38 car



p. 39 lion



p. 40 teddy bear



# Answer Key



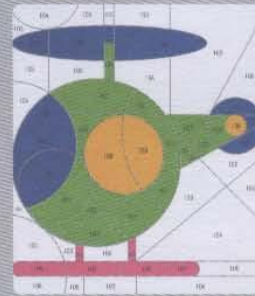
p. 41 hippo




p. 42 whale



p. 43 lion




p. 44 helicopter



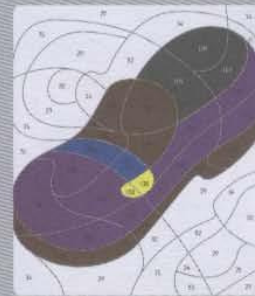
p. 45 cement mixer



p. 46 zebra



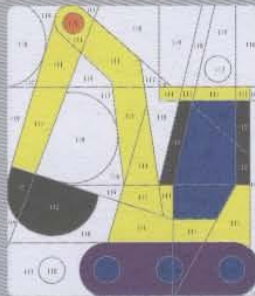
p. 47 classic car



p. 48 shoe




p. 49 duck and toy horse



p. 50 backhoe



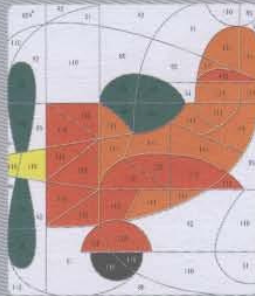
p. 51 astronaut



p. 52 ship



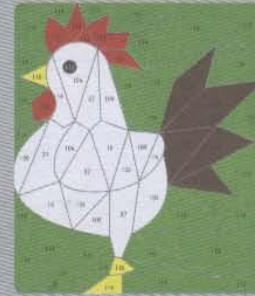
p. 53 Santa Claus



p. 54 airplane



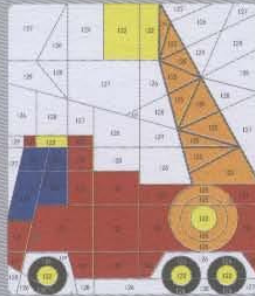
p. 55 genie



p. 56 chicken



p. 57 pirate ship



p. 58 fire engine




p. 59 dump truck



p. 60 house



# Answer Key



p. 61 truck



p. 62 blimp



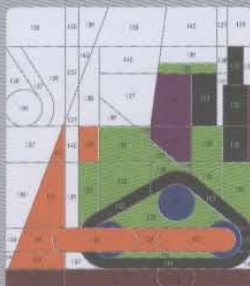
p. 63 biplane



p. 64 dump truck




p. 65 steam engine



p. 66 crawler loader



p. 67 Stegosaurus



p. 68 bouquet



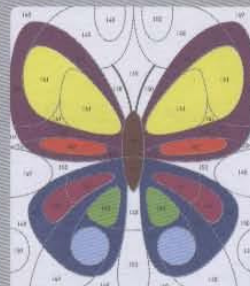
p. 69 fire engine



p. 70 doll



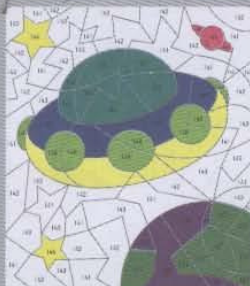
p. 71 zebra



p. 72 butterfly



p. 73 tiger



p. 74 UFO



p. 75 bulldozer



p. 76 clown fish



# KUMON WORKBOOKS

KUMON

Trust Kumon [kō-mōn] Math and Reading Centers, the world's leader in after-school reading and math instruction, with over 3 million students—and Japan's #1 workbook publisher.

## My First Book of TRACING

Gain basic pencil skills while having fun.



## My First Book of UPPERCASE LETTERS

Develop an understanding of the uppercase letters of the alphabet.



## My Book of NUMBERS 1-30

Develop an understanding of numbers from 1 to 30.



## My Book of NUMBER GAMES 1-70

Develop basic math skills, such as number recitation and number recognition.



## My First Book of MAZES

Practice pencil skills while having fun getting through mazes.



## My First Book of CUTTING

Improve manual dexterity by practicing cutting with scissors.



## My First Book of LOWERCASE LETTERS

Develop an understanding of the lowercase letters of the alphabet.



## My Book of NUMBERS 1-120

Develop an understanding of numbers and basic math skills.



## My Book of NUMBER GAMES 1-150

Improve number recitation and recognition skills in preparation for learning addition.



## Amazing MAZES

Practice pencil skills while having fun getting through challenging mazes.



## My Book of PASTING

Develop fine motor skills by cutting and pasting to create pictures.



## My Book of RHYMING WORDS

Develop a phonemic awareness of letter sounds in words.



## My Book of SIMPLE ADDITION

Develop an understanding of adding the numbers 1 and 2 to other numbers.



## My Book of RHYMING WORDS & PHRASES

Develop an awareness of how letters can form words and words can form phrases.



## My Book of ADDITION

Develop an understanding of adding the numbers 1 through 9 to other numbers.



## Why is this workbook good for your child?

- Your child will learn while having fun.
- Through practice your child will build a good foundation for future learning.
- Each activity will guide and encourage your child to practice a new skill.

Kumon Publishing North America, Inc.

Glenpointe Centre East, 5th Floor  
300 Frank W. Burr Blvd. Teaneck, NJ 07666  
e-mail [books@kumon.com](mailto:books@kumon.com)

Copyright © 2005 by Kumon Publishing Co., Ltd.  
All rights reserved. Printed in China.

First edition, Feb., 2005 / 05-03-102

For more information on Kumon Math and Reading Centers near you, call

1-800-ABC-MATH

or log on to

[www.kumon.com](http://www.kumon.com)

U.S. \$6.95 / Canada \$9.95

ISBN 1-8332-4102-0

MY BOOK OF PASTING

Bht 275.-

ISBN 1-8332-4102-0



9781933241029

AST CE0004 HANDICRAFT FOR CHILDREN

Imported by Kumon Publishing Co., Ltd.

NONE

10008



# KUMON WORKBOOKS

## My First Book of TRACING

Gain basic pencil skills while having fun.



## My First Book of UPPERCASE LETTERS

Develop an understanding of the uppercase letters of the alphabet.



## My Book of NUMBERS 1-30

Develop an understanding of numbers from 1 to 30.



## My Book of NUMBER GAMES 1-70

Develop basic math skills, such as number recitation and number recognition.



## My Book of EASY MAZES

Practice pencil skills while having fun with easy mazes.



## My First Book of CUTTING

Improve manual dexterity by practicing cutting with scissors.



## My Book of COLORING

Develop fine motor skills by learning how to use crayons.



## My First Book of LOWERCASE LETTERS

Develop an understanding of the lowercase letters of the alphabet.



## My Book of NUMBERS 1-120

Develop an understanding of numbers and basic math skills.



## My Book of NUMBER GAMES 1-150

Improve number recitation and recognition skills in preparation for learning addition.



## My First Book of MAZES

Practice pencil skills while having fun with mazes.




## My Book of PASTING

Develop fine motor skills by cutting and pasting to create pictures.



## My Book of RHYMING WORDS

Develop a phonemic awareness of letter sounds in words.



## My Book of SIMPLE ADDITION

Develop an understanding of adding the numbers 1 and 2 to other numbers.



## My Book of EASY TELLING TIME

Develop an understanding of basic telling time skills while having fun.



## Amazing MAZES

Practice pencil skills while having fun with challenging mazes.



## My Book of PASTING: JIGSAW PUZZLES

Improve fine motor skills by cutting and pasting to complete puzzles.



## My Book of RHYMING WORDS & PHRASES

Develop an awareness of how letters can form words and words can form phrases.



## My Book of ADDITION

Develop an understanding of adding the numbers 1 through 9 to other numbers.




## My Book of TELLING TIME

Improve an understanding of telling time skills while having fun.



## My Book of MAZES: ANIMALS

Practice pencil skills while having fun with animal mazes.



## My Book of EASY CRAFTS

Improve fine motor skills by cutting, folding, and pasting to create fun paper toys.



## My Book of WRITING WORDS

Develop an understanding of words containing consonant and vowel pairs.



## My Book of SIMPLE SUBTRACTION

Develop an understanding of subtracting the numbers 1 through 5 from larger whole numbers up to 20.



## My Book of MAZES: THINGS THAT GO!

Practice pencil skills while having fun with mazes of things that go!



## My Book of AMAZING CRAFTS

Improve fine motor skills by cutting, folding, and pasting to create interactive paper toys.



## My Book of SIMPLE SENTENCES

Develop an understanding of nouns and verbs and how to use them in simple sentences.



## My Book of SUBTRACTION

Develop an understanding of subtracting the numbers up to 20 from larger whole numbers.



## Why should you choose a Kumon Workbook for your child?

- Our Workbooks are based on the "Kumon Method," a learning system designed to help each child reach his or her full learning potential.
- Concepts are introduced in a step-by-step manner that allows the child to master each in turn without frustration.
- Through Kumon Workbooks, children gain confidence in their abilities and are motivated to learn on their own.
- We believe in creating the best possible products for children, so our workbooks never compromise on content or quality.

**Kumon Publishing North America, Inc.**  
Glenpointe Centre East, 5th Floor  
300 Frank W. Burr Blvd. Teaneck, NJ 07666

Copyright © 2004 by Kumon Publishing Co., Ltd.  
All rights reserved. Printed in China.

First edition, Sept., 2004/07-02-106

For more information about our  
company or our books, please log on to

[www.kumonbooks.com](http://www.kumonbooks.com)

US \$6.95 / CAN \$9.95  
ISBN-13: 978-4-7743-0762-6  
ISBN-10: 4-7743-0762-9



9 784774 307626