

Cutting & Pasting

Spend a magical day with scissors & glue!

Paper



Cutting & Pasting Paper

The goal of this book

This book is designed to help your child develop fine motor control skills by cutting paper with scissors and pasting with glue. In the following pages, your child will join the characters Rip and Kat as they use their tailoring talents to help their friends. While the story and fun activities will keep your child entertained, he or she will also be learning important motor-control and scissors skills while progressing through the book.

How to choose and hold scissors:

1. Choose safety scissors with round tips.
2. Choose scissors with holes that suit your child's hands and fingers so that he or she can hold them easily.
3. Choose scissors your child can open and close easily.



How to hold scissors properly:

Show your child how to put his or her thumb into the smaller hole and his or her forefinger and middle finger into the bigger hole on the scissors. If the bigger hole is large enough, have your child put his or her ring finger into the in the right photograph are good for beginners, but your child may not be able to fit more than two fingers into the bigger hole. When your child holds scissors, please align his or her hand with the scissors so that they form a straight line when viewed from above.



Is your child becoming more comfortable with scissors and glue? See our other books below for more practice!
www.kumonbooks.com

Kumon First Steps Workbooks




Let's Cut Paper!



MORE Let's Cut Paper!




Let's Sticker & Paste!




MORE Let's Sticker & Paste!


Kumon Workbooks



CUTTING




PASTING




PASTING: JIGSAW PUZZLES

Rip and Kat are tailors!
They make things every day.
Now they are on their way
to their shop.


 Find the missing house on page 3.
Then cut and paste it into the town below.

Example




R&K Tailors

Rip and Kat have a tailor shop.
Their shop is in the middle of
the town and has a yellow roof.

 Find the missing signs on page 3.
Then cut and paste them onto the shops below.

Example



Use these items for pages 1 to 11.





Cut this line ———.

To parents: Cut this line ——— for your child.

↓ Page 1 House


Pages 2, 5 ↓ Signs

↓ Pages 6, 7 Sweaters



↑ Pages 8, 9 Skirts


↑ Pages 10, 11 Hats



Their first customers are
the Snake Brothers.

"We are cold! Please make us sweaters!"
say the Snake Brothers.

Example




Find the missing sweaters on page 3.
Then cut and paste them onto the snakes below.

Example



Next the Rabbit Sisters come into the shop.

"Hello! Do you have cute skirts for us?" ask the Rabbit Sisters.

 Find the missing skirts on page 3.
Then cut and paste them onto the rabbits below.

Example





Example



Now the Sheep Family needs some help.

"We want some wonderful hats," says the Sheep Family.

 Find the missing hats on page 3.

 Then cut and paste them onto the sheep below.


Example



Example



"Do you have some pretty bags for us?" asks Mrs. Sheep.


 Find the missing bags on page 13.
Then cut and paste them onto the
sheep below.

Example




Use these items for pages 12 to 19.

Cut this line .


To parents: Cut this line  for your child.

Pages 16, 17
↓ Trees



↑ Pages 12, 15 Bags

↓ Pages 18, 19 Pillows



Example



Now it's time for lunch.

"Let's have lunch in the park," says Rip.





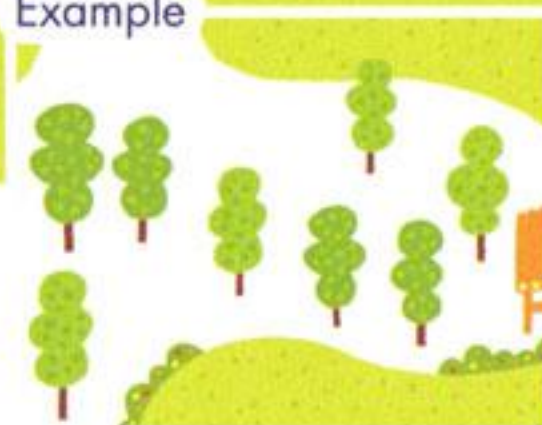
"Look at all the trees!" says Kat.

 Find the missing trees on page 13.
Then cut and paste them below.

Example




Example



"Where should we sit?" asks Rip.

"On these pillows!" answers Kat.

 Find the missing pillows on page 13.
Then cut and paste them below.

Example



Example




Use these items for pages 20 to 28.

Cut this line ——— .

To parents: Cut this line ——— for your child.


↓ Pages 24, 25 Ice Cream



↑ Pages 20, 23 Muffins

↓ Pages 26, 27 Flowers


↓ Page 28 Dishes



Example



For dessert they have ice cream.
"What is your favorite flavor?"
asks Kat.

 Find the missing ice cream on page 21.
Then cut and paste the ice cream so that
it sits on the cones.

Example




Example



"I'm full! Let's take a walk," says Rip.

"What nice flowers!" says Kat.

 Find the missing flowers on page 21.
Then cut and paste them into the garden.


Example




Example



Now it's time to go back to work.
"Let's clean up the dishes!" says Rip.

 Find the missing dishes on page 21.
Then cut and paste them into the basket.


Example



The King's Birthday

Today is the King's birthday!

The King asks Rip and Kat to come help at the castle.


 Find the missing gate on page 31.
Then cut and paste it onto the wall.


Example



Rip and Kat find the butler in the castle.

"We need hats for the guards!" says the butler.

 Find the missing hats on page 31.

 Then cut and paste them onto the guards.

Example







Use these items for pages 29 to 37.

Cut this line ———.

To parents: Cut this line ——— for your child.

↓ Pages 30, 33 Hats


↓ Page 29 Gate



↑ Pages 34, 35 Roses


↑ Pages 36, 37 Flags

Example




"Look at the big garden!" says Rip.

"We need more rose bushes!" says the butler.

 Find the missing roses on page 31.
Then cut and paste them into the garden.

Example






Example




"Let's put our best flags up for the King's birthday,"
says the butler.

 Find the missing flags on page 31.
Then cut and paste them onto the flagpoles.

Example






Example



Rip and Kat follow the butler into the castle.

Look at the princesses!

"We want new dresses!" say the princesses.


 Find the missing dresses on page 39.
Then cut and paste them onto
the princesses.

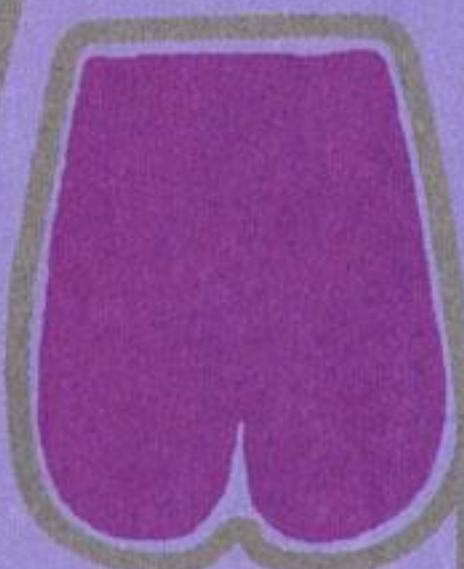

Example



Use these items for
pages 38 to 47.

Cut this line .

To parents: Cut this line  for your child.





↑ Pages 42, 43 Pants

↓ Pages 46, 47 Crowns

↑ Pages 38, 41 Dresses


↓ Pages 44, 45 Cloaks



Example



Now it's time to help the prince and the King!
"Please make us some cool pants," asks the King.

 Find the missing pants on page 39.
Then cut and paste them onto the
King and the prince.


Example




Example



"Now we need cloaks to match our pants!"
says the King.

 Find the missing cloaks on page 39.
Then cut and paste them onto the
King and the prince.

Example



Example




Then it's the Queen's turn.
"I would like the crown with
the most jewels, please,"
says the Queen.

Example




"We want crowns too, please!"
say the princesses.

 Find the missing crowns on page 39.
Then cut and paste them onto the
Queen and the princesses.

Example



Now the guests are arriving for the party!
Some clowns perform for everyone.
"Make us some funny hats!"
say the clowns.

 Find the missing hats on page 49.
Then cut and paste them onto the
clowns.

Example




Use these items for pages 48 to 56.

Cut this line ———.

To parents: Cut this line ——— for your child.

↓ Pages 52, 53 Tails




↑ Pages 48, 51 Hats

↓ Pages 54, 55 Candles and Cookies

↓ Page 56 Presents



Example



Look at all the dancing animals!

There are monkeys and squirrels
and raccoons.



"Please find our tails!" say the animals.



Find the missing tails on page 49.

Then cut and paste them onto the
correct animals.

Example




Example





The King's cake comes out. It is time to celebrate!
It looks like the cake needs some more candles.
There are some missing cookies too!

Example



 Find the missing candles and cookies on page 49.



 Then cut and paste the candles on the cake and the cookies on the dish.



Example



Wow, look at all the presents for the King!

 Find the missing presents on page 49.
 Then cut and paste them onto the King's floor.

Example



The Present from the Sky

The Sun is watching the King's birthday party.

He wants to celebrate, too!


He invites Rip and Kat up to help him decorate the sky.

 Find the Sun's face on page 59.
Then cut and paste it onto the Sun.



Example



"Let's take a balloon into the sky!" says Kat.



 Find the missing baskets with Rip & Kat and Ike & Ace on page 59.
Then cut and paste them onto the balloons.

Example



Use these items for pages 57 to 65.

Cut this line . To parents: Cut this line  for your child.





↑ **Page 57**
The Sun's Face


↑ **Pages 64, 65**
Parachutes

↓ **Pages 58, 61**
Baskets


Pages 62, 63
Balloons and Baskets →



Example



"There are so many nice balloons in the sky!" says the Sun.


 Find the missing balloons and baskets on page 59.
Then cut and paste them into the sky.

Example






Example



"Look at the people in the parachutes!" says Kat.

"Their parachutes have nice colors," says Rip.

 Find the missing parachutes on page 59.
Then cut and paste them into the sky.

Example





Example



Now it is nighttime.

"Hello, Moon!" says Kat.

"Look at the rockets!"



says Rip.



Find the missing rockets on page 67.
Then cut and paste them into the
night sky.




Example



Use these items for pages 66 to 73.

Cut this line ———.

To parents: Cut this line ——— for your child.



↑ Pages 66, 69 Rockets

↓ Pages 72, 73 Fireworks




↑ Pages 70, 71 Bat and Owl

Example



"Look at the bat over there!" says Rip.

"Who?" says the owl.

 Find the missing bat and the owl on page 67.
Then cut and paste them onto their trees.

Example






Example

At the end of the party,
the Moon sets off some fireworks.
"The fireworks are so colorful!"
says Kat.

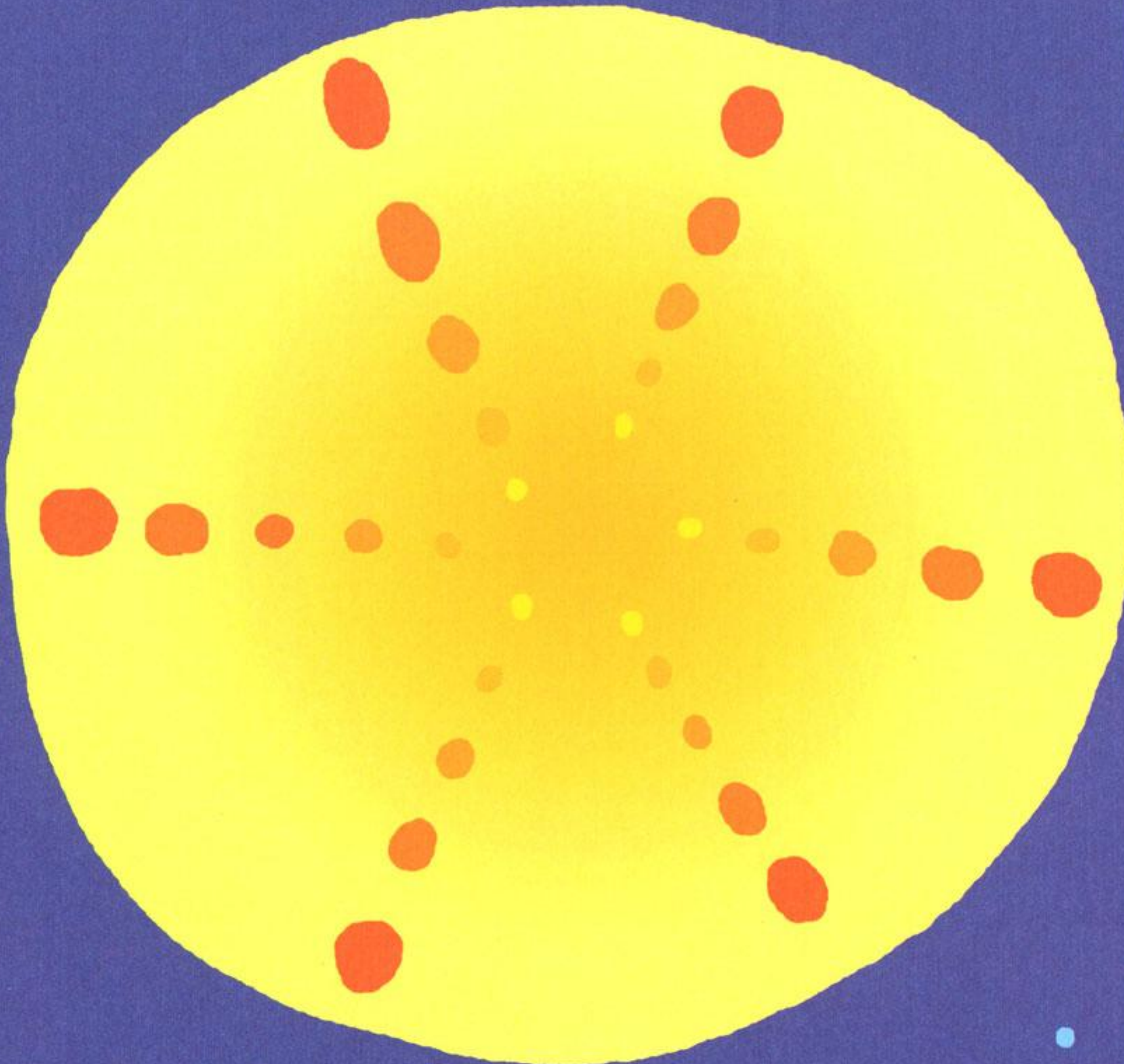
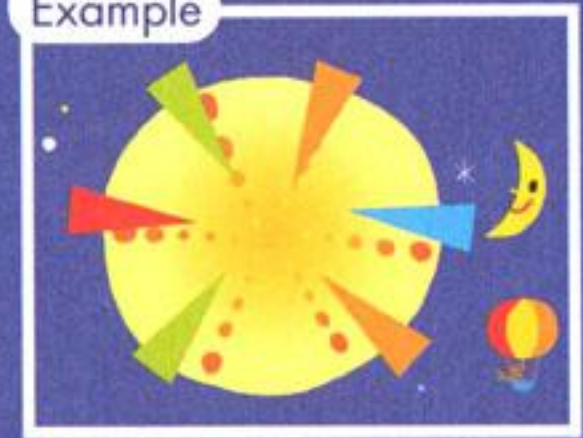


Find the missing fireworks on page 67.
Then cut and paste them into the night sky.

Example



Example



After a long day (and night!) of decorating for the King, the Sun and the Moon, Rip and Kat are ready to go home. "Let's go back to the shop," says Rip. First they have to fly over the road with all the cars.

Example






Find the missing cars on page 75. Then cut and paste them onto the roads.



Use these items for pages 74 to 80.

Cut this line  . To parents: Cut this line  for your child.



↑ Pages 78, 79 Houses

← Pages 74, 77 Cars

↑ Page 80


Rip, Kat, Ike and Ace

Example



They land their balloon on the ground near town.

"Let's take the car back to the shop!" says Kat.

 Find the missing houses on page 75.
Then cut and paste them into the town.



Example





Example





Example



"What a great day of work!" says Rip.

"I wonder who will come to our shop tomorrow?" asks Kat.

 Find Rip, Kat, Ike and Ace on page 75.
Then cut and paste them into the car.



To parents

This is a reusable coloring board featuring the characters in this book. Please have your child use a crayon or water-based marker in order to enjoy drawing freely in this space. Use a damp cloth to erase.



Imagine...

venturing on a journey of self-discovery.



©2009 Kumon North America, Inc.

Now that you have completed this workbook you can take the next logical step. We'd like to invite you to our after-school learning centers where children can be truly amazing.

Kumon Math and Reading unlocks your children's potential using a proven method that nurtures achievement. Since victories are frequent and rewarding, they're motivated time and again to seek out the next challenge.

For over 50 years, Kumon Instructors worldwide have helped millions of children discover the thrill of learning, and their own boundless possibilities. Come explore Kumon Math & Reading Centers. We have over 1700 locations in the United States and Canada ready to welcome you and your child.

**FIND OUT MORE ABOUT KUMON
MATH & READING CENTERS.**

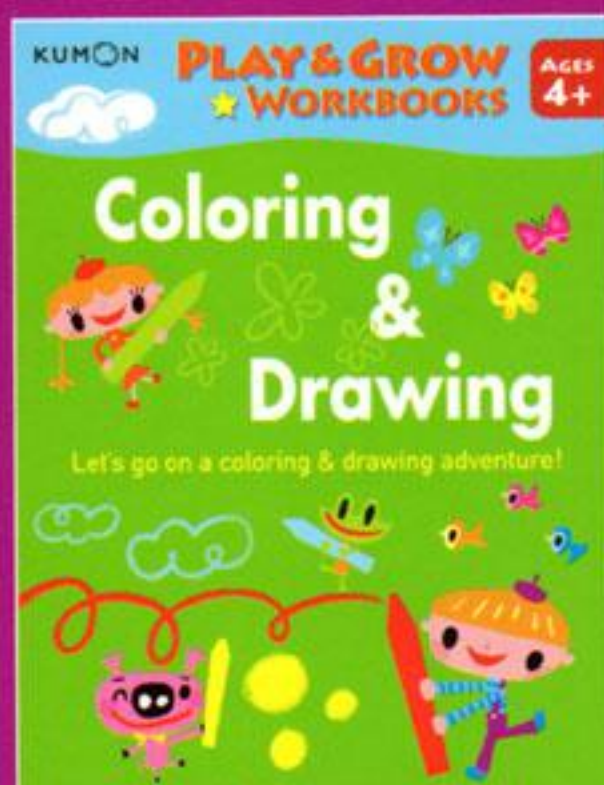
Visit us online at kumon.com or call
us toll free at 877-586-6671

KUMON®
MATH. READING. SUCCESS.

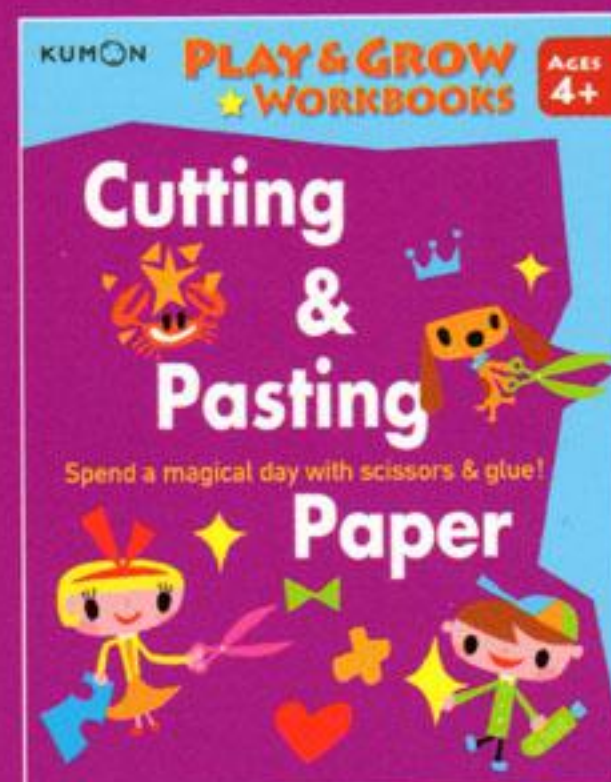
877-586-6671
www.kumon.com

PLAY & GROW ★ WORKBOOKS

Coloring & Drawing



Cutting & Pasting Paper



Kumon Publishing North America, Inc.

Glenpointe Centre East, Ste 6; 300 Frank W. Burr Blvd.; Teaneck, NJ 07666

©2010 by Toru Kaichi / Kumon Publishing Co., Ltd.

All right reserved. Printed in China. First edition, May, 2010 / 10-08-102

For more information about our company or our books, please log on to www.kumonbooks.com

US \$7.95/CAN \$8.95
ISBN 978-1-934968-93-2
5 0795 >



9 781934 968932