

KUMON

Ages

5•6•7

My Book of **MAZES** **THINGS** **THAT GO!**



*If your child can use a pencil fairly well and enjoys mazes,
then this book will build on that foundation.*

Use this book to help your child gain firm pencil skills and spatial reasoning ability while having fun with mazes of cars, trains, and planes.




Boat

Name
Date


To parents

Have your child trace a path through the maze with his or her finger before using a pencil. Next, have your child use a pencil to complete the maze. When your child is done, give him or her plenty of praise.

- Draw a line through the maze from the arrow (➔) to the star (★).



■ Draw a line through the maze from the arrow (➔) to the star (★).






Steamship

Name
Date

- Draw a line through the maze from the arrow (→) to the star (★).



■ Draw a line through the maze from the arrow (➡) to the star (★).






Submarine

Name
Date

- Draw a line through the maze from the arrow (➡) to the star (★).



■ Draw a line through the maze from the arrow (➡) to the star (★).







Cargo Plane

Name
Date

- Draw a line through the maze from the arrow (➔) to the star (★).



■ Draw a line through the maze from the arrow (➡) to the star (★).



5


Motorcycle

Name
Date

■ Draw a line through the maze from the arrow (→) to the star (★).



■ Draw a line through the maze from the arrow (→) to the star (★).





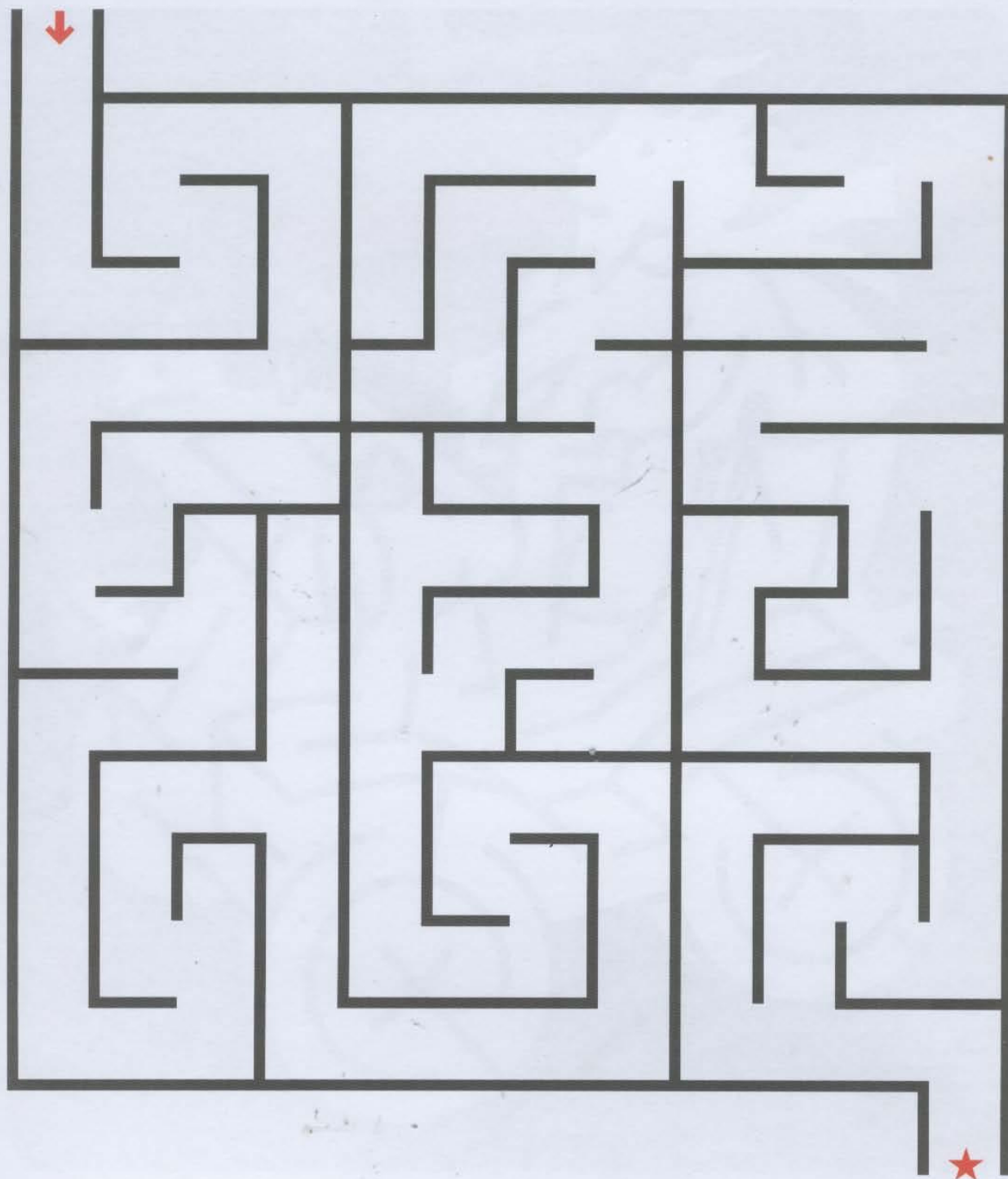
Classic Car

Name
Date

- Draw a line through the maze from the arrow (➔) to the star (★).



■ Draw a line through the maze from the arrow (➔) to the star (★).






Rocking Horse

Name
Date

- Draw a line through the maze from the arrow (➔) to the star (★).



■ Draw a line through the maze from the arrow (→) to the star (★).





Steam Train

Name
Date

- Draw a line through the maze from the arrow (→) to the star (★).



A complex black and white maze with a red star at the start and a red arrow at the end. The maze is composed of numerous black lines forming a series of interconnected paths and dead ends. The start is marked by a red star in the top right corner, and the end is marked by a red arrow in the top left corner. The maze is rectangular and contains a variety of geometric shapes and patterns, including straight lines, right angles, and diagonal lines. The overall design is intricate and challenging, requiring a systematic approach to solve.




Motor Scooter

Name
Date

- Draw a line through the maze from the arrow (➔) to the star (★).



■ Draw a line through the maze from the arrow (→) to the star (★).






Racing Bike

Name
Date

■ Draw a line through the maze from the arrow (➔) to the star (★).



■ Draw a line through the maze from the arrow (➡) to the star (★).






Big Motorcycle

Name
Date

- Draw a line through the maze from the arrow (➔) to the star (★).



■ Draw a line through the maze from the arrow (→) to the star (★).






Sports Car

Name
Date

- Draw a line through the maze from the arrow (➔) to the star (★).



■ Draw a line through the maze from the arrow (→) to the star (★).




13


Convertible

Name
Date

■ Draw a line through the maze from the arrow (➔) to the star (★).



■ Draw a line through the maze from the arrow (➡) to the star (★).





Tractor

Name _____

Date _____

- Draw a line through the maze from the arrow (➡) to the star (★).



15

Bulldozer


Name _____

Date _____

- Draw a line through the maze from the arrow (➡) to the star (★).



■ Draw a line through the maze from the arrow (→) to the star (★).





Biplane


Name

Date

- Draw a line through the maze from the arrow (➔) to the star (★).



■ Draw a line through the maze from the arrow (→) to the star (★).





Stunt Airplane

Name
Date


To parents

If your child has difficulty, try giving him or her a hint.

■ Draw a line through the maze from the arrow (➔) to the star (★).



■ Draw a line through the maze from the arrow (↑) to the star (★).



18

Big Propeller Plane

Name
Date

■ Draw a line through the maze from the arrow (➔) to the star (★).




A 10x10 grid maze. The maze is composed of black lines forming a grid of squares. Some squares are open, while others are filled with black lines, creating a complex path. A green arrow is located at the bottom left corner, pointing upwards. A green star is located at the top right corner, pointing downwards. The maze is designed to be solved by finding a path from the arrow to the star.

19


Small Propeller Airplane

Name
Date

■ Draw a line through the maze from the arrow (➔) to the star (★).



■ Draw a line through the maze from the arrow (↑) to the star (★).



20

Helicopter


Name

Date

■ Draw a line through the maze from the arrow (➔) to the star (★).



■ Draw a line through the maze from the arrow (→) to the star (★).





Go-Cart


Name

Date

■ Draw a line through the maze from the arrow (➔) to the star (★).



■ Draw a line through the maze from the arrow (➡) to the star (★).







Cement Mixer

Name
Date

■ Draw a line through the maze from the arrow (➔) to the star (★).



■ Draw a line through the maze from the arrow (➡) to the star (★).




Name
Date

■ Draw a line through the maze from the arrow (➔) to the star (★).



■ Draw a line through the maze from the arrow (↑) to the star (★).

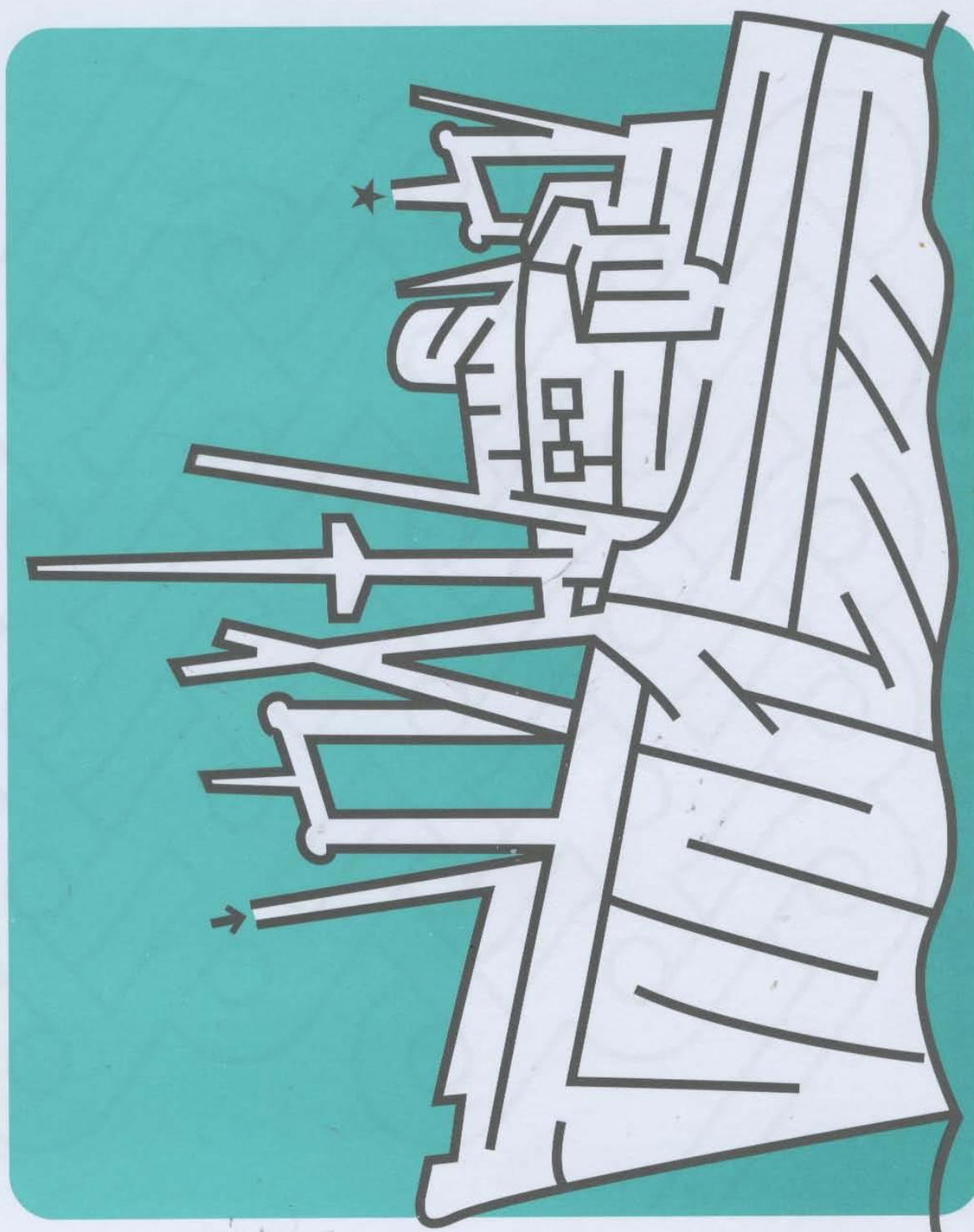





Cargo Ship

Name
Date

■ Draw a line through the maze from the arrow (➔) to the star (★).



■ Draw a line through the maze from the arrow (→) to the star (★).




Name
Date

■ Draw a line through the maze from the arrow (➔) to the star (★).



■ Draw a line through the maze from the arrow (➡) to the star (★).




Name
Date

■ Draw a line through the maze from the arrow (➔) to the star (★).



■ Draw a line through the maze from the arrow (➡) to the star (★).




Name
Date

■ Draw a line through the maze from the arrow (➔) to the star (★).



■ Draw a line through the maze from the arrow (↑) to the star (★).






Sailing Ship

Name
Date

■ Draw a line through the maze from the arrow (➡) to the star (★).

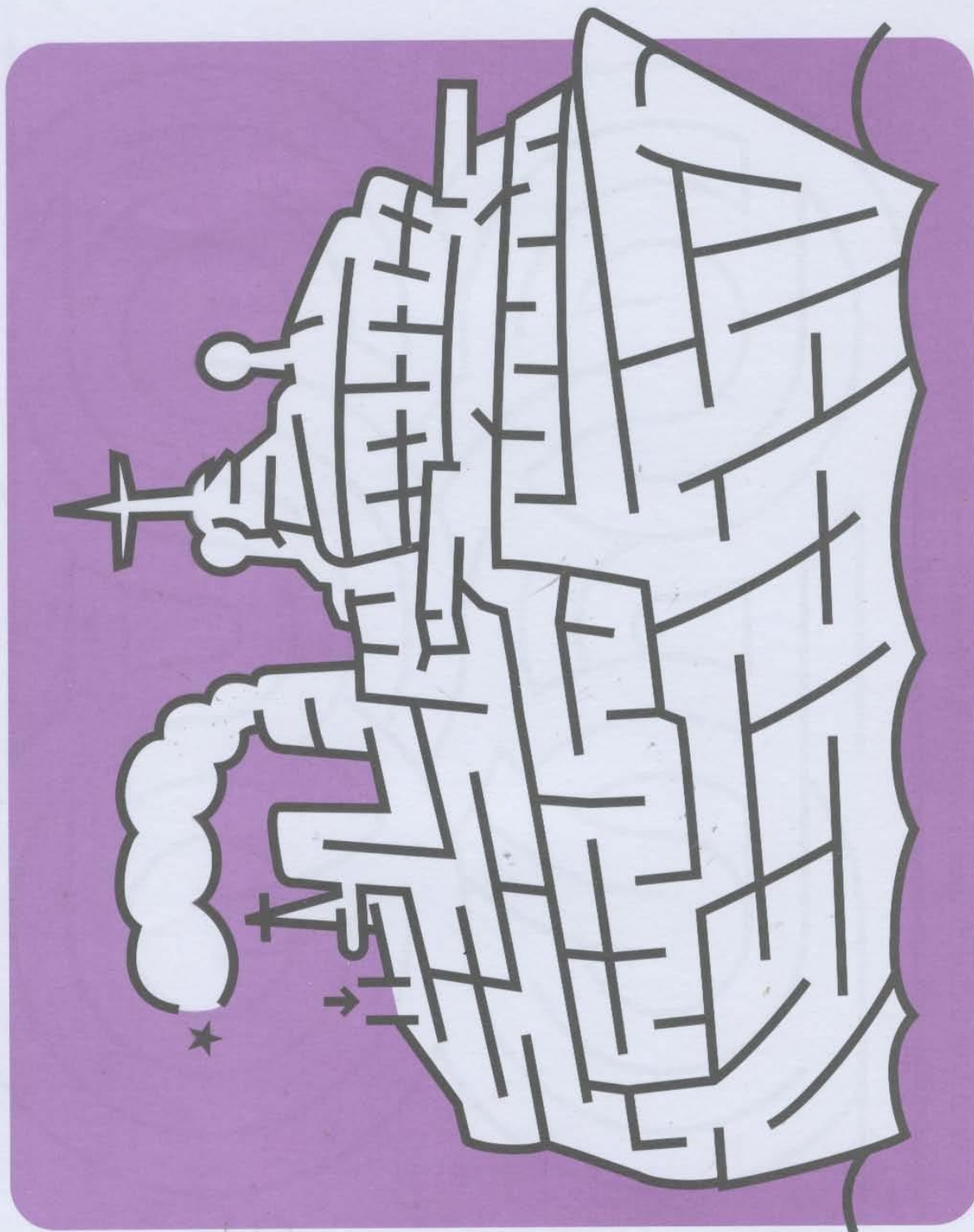


■ Draw a line through the maze from the arrow (➡) to the star (★).




Name
Date

■ Draw a line through the maze from the arrow (➔) to the star (★).

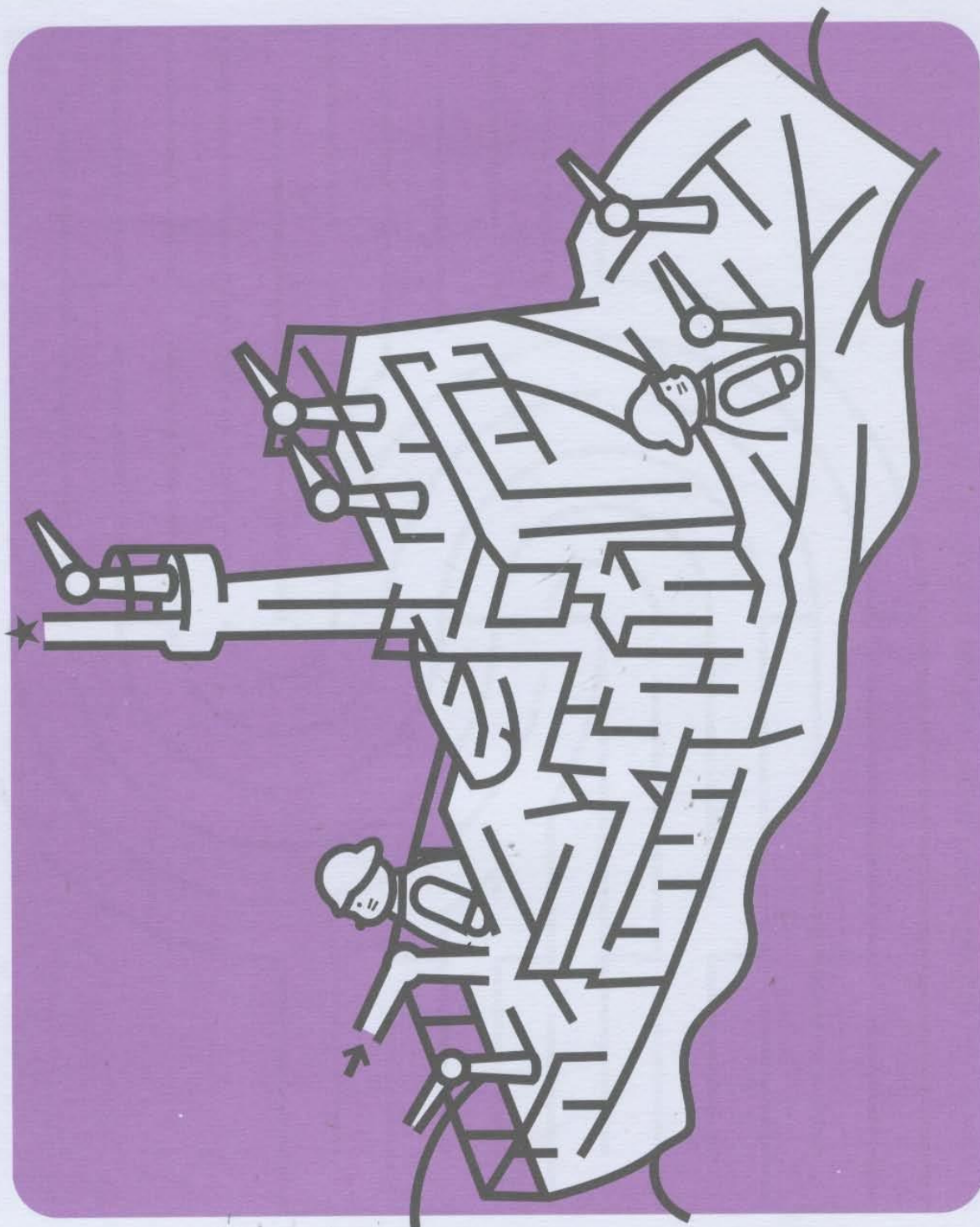


■ Draw a line through the maze from the arrow (↑) to the star (★).



Name
Date

■ Draw a line through the maze from the arrow (➔) to the star (★).



■ Draw a line through the maze from the arrow (↑) to the star (★).

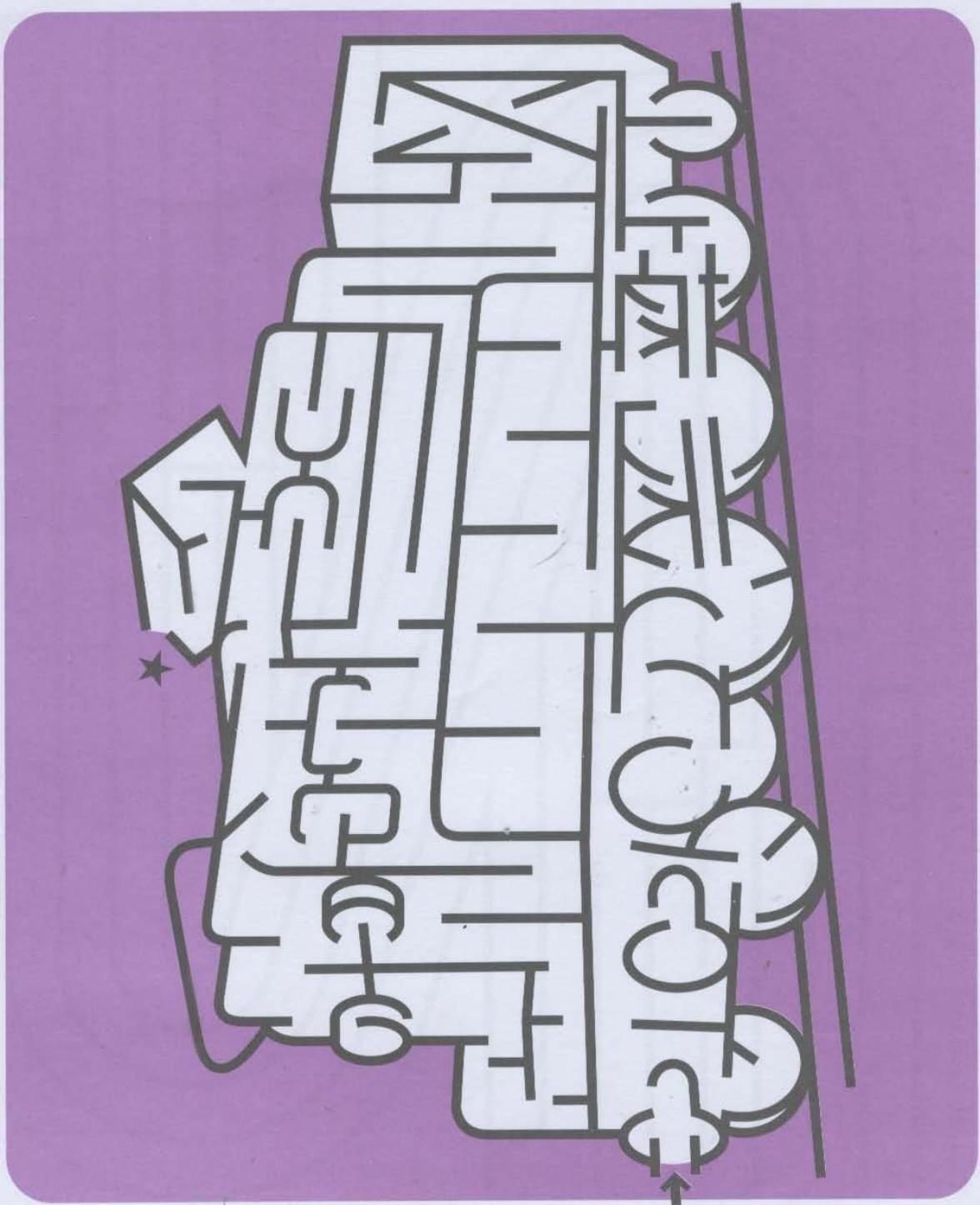




Electric Train

Name
Date

■ Draw a line through the maze from the arrow (➔) to the star (★).




■ Draw a line through the maze from the arrow (➡) to the star (★).




Name

Date

■ Draw a line through the maze from the arrow (➡) to the star (★).



■ Draw a line through the maze from the arrow (➡) to the star (★).



Name
Date

■ Draw a line through the maze from the arrow (➔) to the star (★).



■ Draw a line through the maze from the arrow (➡) to the star (★).



Name
Date

■ Draw a line through the maze from the arrow (➔) to the star (★).



■ Draw a line through the maze from the arrow (➡) to the star (★).




Name
Date

■ Draw a line through the maze from the arrow (➔) to the star (★).

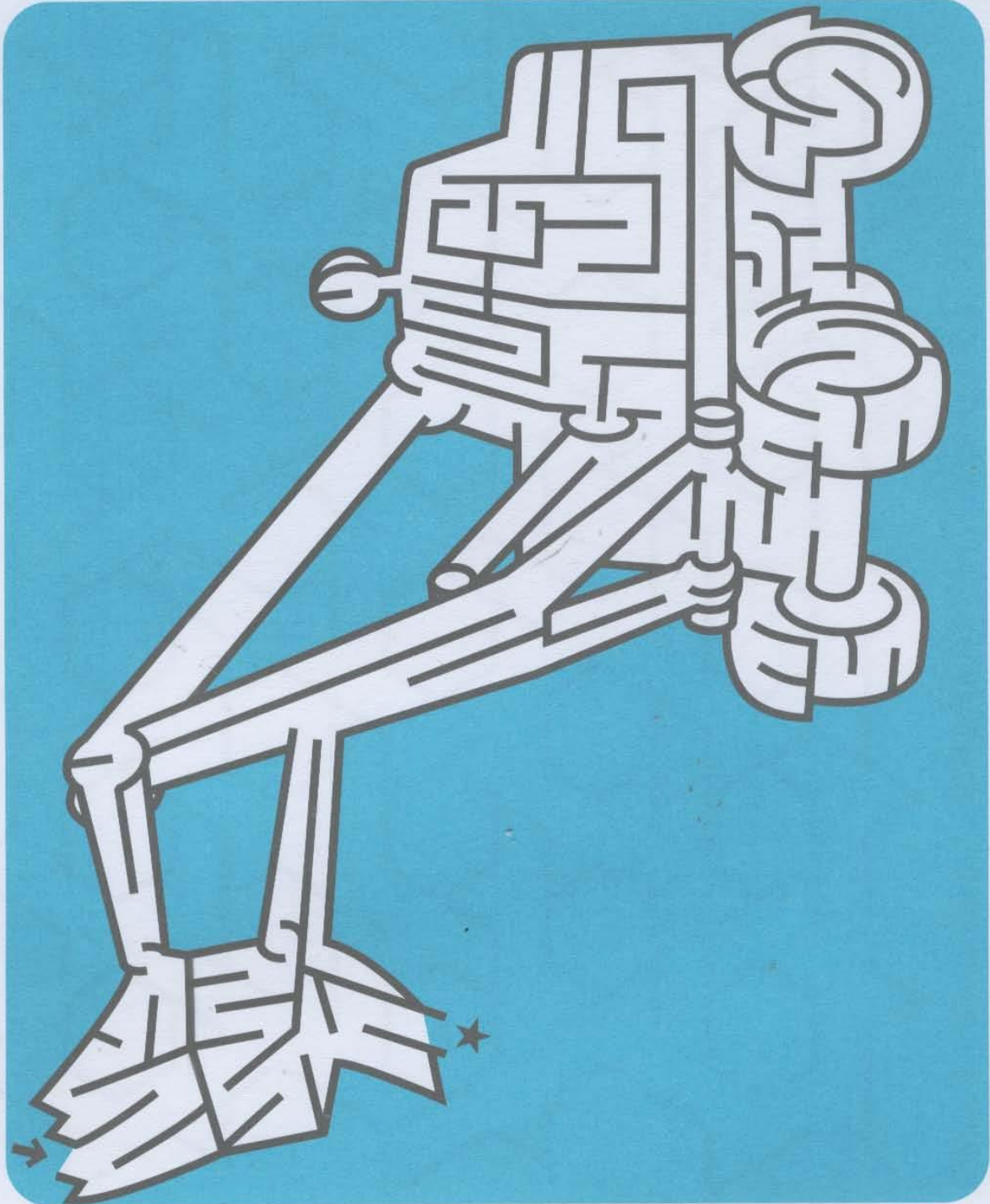


■ Draw a line through the maze from the arrow (➡) to the star (★).




Name
Date

■ Draw a line through the maze from the arrow (➔) to the star (★).



■ Draw a line through the maze from the arrow (➡) to the star (★).




Name
Date

■ Draw a line through the maze from the arrow (➔) to the star (★).




■ Draw a line through the maze from the arrow (➡) to the star (★).



Name
Date

■ Draw a line through the maze from the arrow (➔) to the star (★).



■ Draw a line through the maze from the arrow (→) to the star (★).




Name
Date

■

Draw a line through the maze from the arrow (➡) to the star (★).

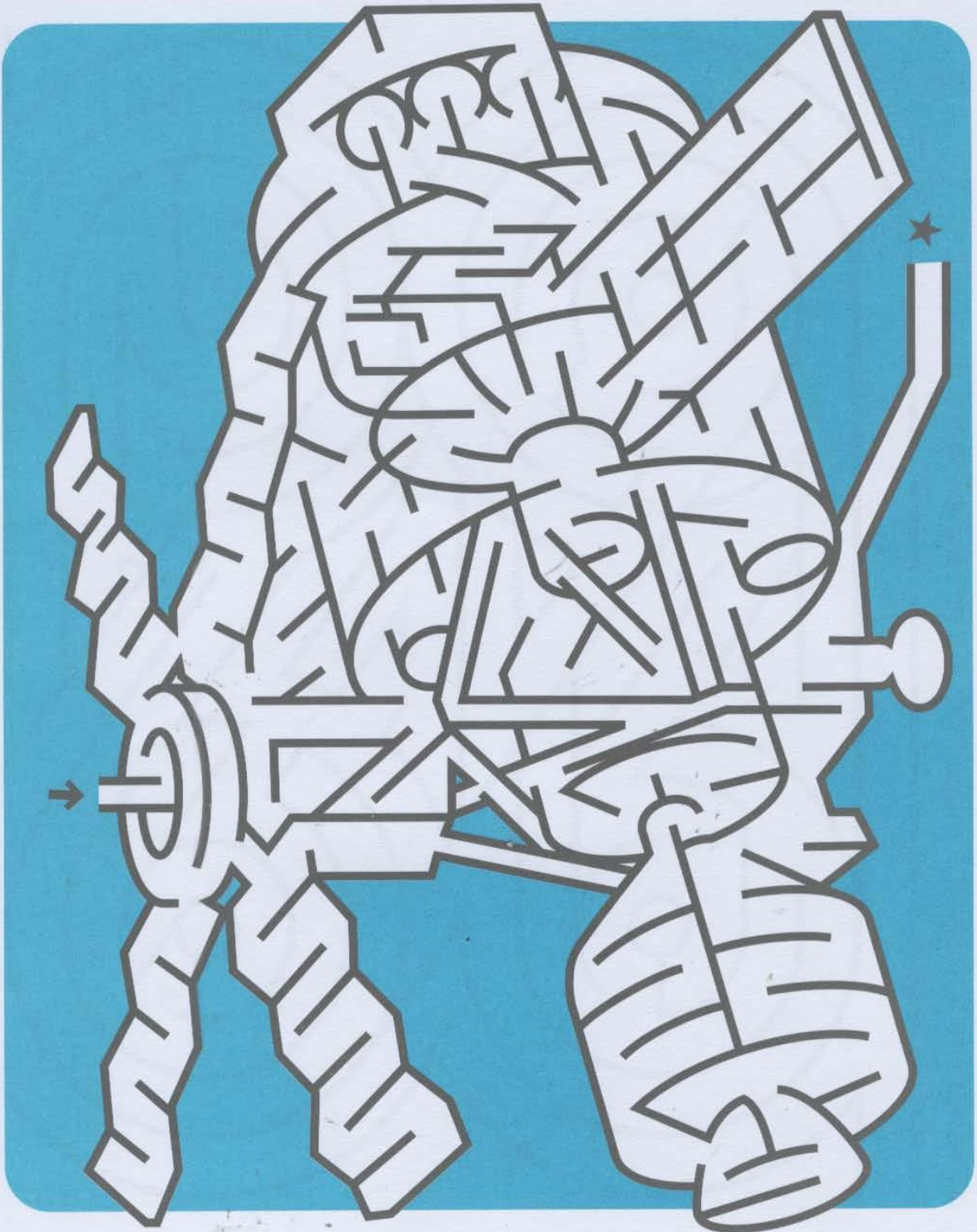


■ Draw a line through the maze from the arrow (➡) to the star (★).



Name	
Date	

■ Draw a line through the maze from the arrow (➔) to the star (★).



■ Draw a line through the maze from the arrow (➡) to the star (★).



To parents

Did your child enjoy these mazes? When your child is finished, compare this page with the first few pages of this workbook. You will see considerable progress in his or her ability to control a pencil. Please give praise for your child's effort and achievement.