


# My Book of **SIMPLE SENTENCES**


Learning about  
Nouns and Verbs



If your child is able to recognize and write more complicated words and phrases, then this book will build on that foundation.

This is a fun and easy way to help your child learn to recognize the difference between nouns and verbs and how to use them in simple sentences such as **The cat sleeps** and **The dogs run**.





## My Book of

# SIMPLE SENTENCES

Learning about Nouns and Verbs

### The aims and purpose of this book

▲ If your child can recognize a good amount of words and phrases in print, then he or she is ready to tackle writing the simple sentences included in this book. By starting with the nouns and verbs that describe a child's world, this book will help your child learn the basic building blocks of simple sentences. Understanding that nouns and verbs must agree is an early step on the road to more complex sentence construction and reading comprehension.

▲ Your child will progress gradually from writing singular nouns to plural nouns, all the while naming objects that are familiar to a growing child. Then your child will see most of these objects perform an action in the singular verb section. By keeping the objects and actions familiar and offering new information in an incremental manner, this book will help your child come to understand the concepts of nouns, verbs, and their agreement.

▲ Help your child practice his or her developing language skills by pointing out nouns and verbs he or she can recognize at home, in stores, and wherever you go. Help nurture your child's curiosity about words and sentences by encouraging him or her to practice the activities in this book.

#### Sections in this book

pp. 1-12	Singular Nouns
pp. 13-24	Plural Nouns
pp. 25-40	Verbs with Singular Nouns
pp. 41-56	Verbs with Plural Nouns
pp. 57-80	Review: Simple Sentences

### How to use this book

▲ Offer praise at the end of each page, and write encouraging words or place stickers on completed pages as a special prize.

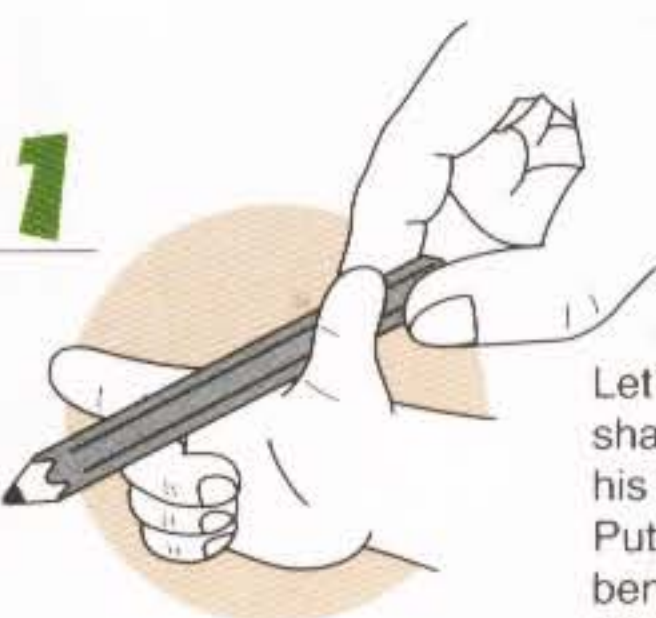
▲ Please refer to the "To parents" notes in this book, which provide more comments and advice on how to help your child progress through this book.

▲ It is a good idea to set the number of pages your child will complete in a day. It may be one sheet (two pages) or two sheets (four pages) a day. The essential point to remember is that the practice should come to an end when your child still wants to do a little more.

▲ Most workbooks contain the same paper stock, but each Kumon Workbook features a different type of paper, tailored to a specific activity and use. This book features a good quality paper geared to children who are learning to write. The paper can stand up to rough drawing, even from children who have not yet mastered pencil-control skills. It is also made for easy erasing, which gives your child the opportunity to draw the lines again and again on each page.

### How to hold a pencil properly

There are several ways to teach children to hold a pencil properly. Here is one example.



Let your child form the shape pictured here, using his or her own fingers. Put the pencil between the bending middle finger and joint part of thumb and forefinger.



Have your child grip the pencil with thumb and forefinger.



Check the way that your child is holding the pencil against the picture to decide whether or not it is the proper way.

It can be difficult for a child who does not yet have enough strength in his or her hand and fingers to hold the pencil properly. Please teach this skill gradually, so that your child will remain interested and willing to hold a pencil naturally.





# In the House

## Singular Nouns

Name \_\_\_\_\_

Date \_\_\_\_\_

### To parents

Please emphasize to your child that nouns are 'naming' words by asking him or her to name the images in the picture. Offer your child lots of praise at the completion of each exercise.

- Say each noun aloud as you look at the picture.  
Then trace the word while saying it.

cat

cat



pen

pen



girl

girl



book

book



doll

doll



bird

bird








# In the Park

## Singular Nouns


Name
Date

- Say each noun aloud as you look at the picture. Then trace the word while saying it.



ant

ant



ball

ball



swan

swan




duck

duck




frog

frog



rabbit

rabbit







# In the Town

## Singular Nouns

Name \_\_\_\_\_

Date \_\_\_\_\_

- Say each noun aloud as you look at the picture.  
Then trace the word while saying it.

dog

dog



boy

boy



car



car


bike



bike

truck

truck



train

train





■ Say each noun aloud as you look at the picture.  
Then trace the word while saying it.

cat



cat

cat

pen



pen

pen

girl



girl

girl

book



book

book

doll



doll

doll

bird




bird

bird



■ Say each noun aloud as you look at the picture.  
Then trace the word while saying it.

ant



ant

ball



ball

swan



swan

duck



duck

frog



frog

rabbit



rabbit



■ Say each noun aloud as you look at the picture.  
Then trace the word while saying it.

dog



dog

dog

boy



boy

boy

car



car

car

bike



bike

bike

truck



truck

truck

train



train

train





# On the Farm

## Singular Nouns

Name
Date

- Say each noun aloud as you look at the picture.  
Then trace the word while saying it.

pig

pig



cow

cow



goat

goat



horse

horse



donkey

donkey



rooster

rooster





- Say each noun aloud as you look at the picture.  
Then trace the word while saying it.

lion



lion

lion

bear



bear

bear

hawk



hawk

hawk

snake



snake

snake

tiger



tiger

tiger

camel



camel

camel





# At the Zoo

## Singular Nouns

Name \_\_\_\_\_

Date \_\_\_\_\_

- Say each noun aloud as you look at the picture. Then trace the word while saying it.



lion

lion




bear

bear




hawk

hawk



snake

snake



tiger

tiger



camel



camel



■ Say each noun aloud as you look at the picture.  
Then trace the word while saying it.

pig



pig

pig

cow



cow

cow


goat



goat

goat

horse



horse

horse

donkey



donkey

donkey

rooster



rooster

rooster





# At the Zoo

## Singular Nouns

Name
Date

- Say each noun aloud as you look at the picture.  
Then trace the word while saying it.

zebra

zebra



panda

panda



monkey

monkey



gorilla

gorilla



raccoon

raccoon



kangaroo

kangaroo





- Say each noun aloud as you look at the picture.  
Then trace the word while saying it.

zebra



zebra

zebra

panda



panda

panda

monkey



monkey

monkey

gorilla



gorilla

gorilla

raccoon



raccoon

raccoon

kangaroo



kangaroo

kangaroo





# In the House

## Plural Nouns

Name \_\_\_\_\_

Date \_\_\_\_\_

### To parents

Paying attention to the 's' at the end of each plural noun, have your child say each word aloud. By using words he or she has previously learned as singular nouns, your child will become familiar with the process of making a word plural. If your child seems to be having difficulty, point to the two pictures and show that when there are many of something, the name usually ends in 's.'

- Trace each word while saying it aloud.

Pay special attention to the 's' at the end of each plural noun.

cat



cat



cats



cats

pen



pen



pens



pens

girl



girl



girls



girls



- Trace each word while saying it aloud.  
Pay special attention to the 's' at the end of each plural noun.

book



books



book



books

doll



dolls



doll



dolls

bird



birds



bird



birds





# In the Park


## Plural Nouns

Name



Date

- Trace each word while saying it aloud.  
Pay special attention to the 's' at the end of each plural noun.


ant




ants



ball



balls



swan



swans





- Trace each word while saying it aloud.  
Pay special attention to the 's' at the end of each plural noun.

duck



duck

ducks



ducks




frog



frog


frogs



frogs




rabbit



rabbit

rabbits



rabbits







# In the Town

## Plural Nouns


Name
Date

- Trace each word while saying it aloud.  
Pay special attention to the 's' at the end of each plural noun.

dog




dogs



boy



boys



car



cars





■ Trace each word while saying it aloud.

Pay special attention to the 's' at the end of each plural noun.

bike



bike

bikes




bikes

truck



truck

trucks



trucks

train



train

trains



trains





# On the Farm

## Plural Nouns

Name \_\_\_\_\_




Date \_\_\_\_\_

- Trace each word while saying it aloud.  
Pay special attention to the 's' at the end of each plural noun.

pig




pigs



cow



cows



goat



goats





- Trace each word while saying it aloud.  
Pay special attention to the 's' at the end of each plural noun.

horse



horse

horses



horses

donkey



donkey

donkeys



donkeys

rooster



rooster

roosters



roosters






# At the Zoo

## Plural Nouns


Name
Date

- Trace each word while saying it aloud.  
Pay special attention to the 's' at the end of each plural noun.


lion



lions




bear




bears



hawk



hawks





■ Trace each word while saying it aloud.


Pay special attention to the 's' at the end of each plural noun.

snake



snake

snakes



snakes

tiger



tiger

tigers




tigers

camel



camel

camels



camels





Name
Date

- Trace each word while saying it aloud.
- Pay special attention to the 's' at the end of each plural noun.

zebra




zebras



panda





pandas



monkey



monkeys





■ Trace each word while saying it aloud.

Pay special attention to the 's' at the end of each plural noun.

gorilla



gorilla

gorillas



gorillas

raccoon



raccoon

raccoons



raccoons

kangaroo



kangaroo

kangaroos



kangaroos



# 13

## Practicing Verbs

### Verbs with Singular Nouns

Name
Date

#### To parents

Please emphasize to your child that verbs are 'doing' words by asking him or her what is happening in the pictures. By using nouns that he or she has previously learned, and verbs that are common in everyday life, your child will come to understand how to link nouns and verbs. If your child seems to be having difficulty, try saying the word together as he or she is tracing.


- Using the picture as a guide, trace each verb.  
Then say the sentence aloud.



The girl plays.



The cat sleeps.



The book falls.



**To parents**

From this page forward, your child will be asked to trace both the noun and the verb in these simple sentences. Please help your child by asking for the name of the images in each picture and then what each character or thing is doing. By using one verb on each of these pages, your child will become familiar with the process of linking different nouns to the same verb. If your child seems to be having difficulty, try saying the words together as he or she is tracing.

- Using the picture as a guide, complete each sentence.  
Then say the sentence aloud.



The girl plays .



The cat plays .



The boy plays .



The gorilla plays .





# Practicing Verbs

## Verbs with Singular Nouns

Name
Date

- Using the picture as a guide, complete each sentence.  
Then say the sentence aloud.



The

cat


sleeps.



The

cow

sleeps.



The

tiger

sleeps.




The

panda

sleeps.



- Using the picture as a guide, complete each sentence.  
Then say the sentence aloud.




The book falls .



The pen falls .



The doll falls .



The ball falls .






# Practicing Verbs

## Verbs with Singular Nouns

Name
Date

- Using the picture as a guide, trace each verb.  
Then say the sentence aloud.

The duck swims .



The rabbit hides .

The swan drinks .





- Using the picture as a guide, complete each sentence.  
Then say the sentence aloud.



The

duck

swims.



The

girl

swims.



The

dog

swims.



The

bear

swims.



## Practicing Verbs

### Verbs with Singular Nouns

Name
Date

- Using the picture as a guide, complete each sentence.  
Then say the sentence aloud.



The rabbit hides.



The hawk hides.



The snake hides.



The zebra hides.



- Using the picture as a guide, complete each sentence.  
Then say the sentence aloud.



The

swan

drinks

.



The

cow

drinks

.




The

horse

drinks

.



The

camel

drinks

.




## Practicing Verbs

### Verbs with Singular Nouns

Name
Date

- Using the picture as a guide, trace each verb. Then say the sentence aloud.

The dog runs.



The boy walks.



The car stops.





- Using the picture as a guide, complete each sentence.  
Then say the sentence aloud.



The

dog runs.



The

horse runs.



The

lion runs.



The

tiger runs.



# 18

## Practicing Verbs

### Verbs with Singular Nouns

Name
Date

- Using the picture as a guide, complete each sentence.  
Then say the sentence aloud.



The boy walks .



The ant walks .



The goat walks .



The rooster walks .



# 19

## Practicing Verbs

### Verbs with Singular Nouns

Name
Date

- Using the picture as a guide, trace each verb.  
Then say the sentence aloud.



The panda eats .



The kangaroo jumps .



The monkey climbs .



- Using the picture as a guide, complete each sentence.  
Then say the sentence aloud.



The panda eats .



The bird eats .



The pig eats .



The donkey eats .



Name
Date

- Using the picture as a guide, complete each sentence.  
Then say the sentence aloud.




The

kangaroo jumps.



The

frog jumps.



The

rabbit jumps.



The

lion jumps.



- Using the picture as a guide, complete each sentence.  
Then say the sentence aloud.



The monkey climbs.



The bear climbs.



The gorilla climbs.



The raccoon climbs.



# Practicing Verbs

## Verbs with Plural Nouns

Name \_\_\_\_\_

Date \_\_\_\_\_

**To parents**

Please emphasize to your child that the verb must change if the noun is plural. By using the same nouns that he or she learned earlier, your child will become familiar with the idea of making the verb agree with the noun.

- Using the picture as a guide, trace each verb.  
Then say the sentence aloud.




The girls

play.

The cats

sleep.



The books

fall.



**To parents**

On the following pages, your child will practice using verbs with plural nouns. By using one verb on each of these pages, your child will become familiar with the process of linking different plural nouns to the same verb. If your child seems to be having difficulty, try saying the words together as he or she is tracing.

- Using the picture as a guide, complete each sentence.  
Then say the sentence aloud.



The

girls play.



The

cats play.



The

boys play.



The


gorillas play.



Name

Date

- Using the picture as a guide, complete each sentence.  
Then say the sentence aloud.



The

cats

sleep.



The

cows

sleep.



The

tigers

sleep.



The

pandas

sleep.



- Using the picture as a guide, complete each sentence.  
Then say the sentence aloud.




The

books fall.




The

pens fall.



The

dolls fall.



The

balls fall.




- Using the picture as a guide, trace each verb.  
Then say the sentence aloud.



The ducks swim.



The rabbits hide.



The swans drink.



- Using the picture as a guide, complete each sentence.  
Then say the sentence aloud.



The

ducks swim.



The

girls swim.



The

dogs swim.



The

bears swim.



Name

Date

- Using the picture as a guide, complete each sentence.  
Then say the sentence aloud.



The

rabbits

hide.



The

hawks

hide.



The

snakes

hide.



The

zebras

hide.



- Using the picture as a guide, complete each sentence.  
Then say the sentence aloud.



The

swans drink.



The

cows drink.



The

horses drink.



The

camels drink.



Name

Date

- Using the picture as a guide, trace each verb.  
Then say the sentence aloud.



The dogs

run.



The boys

walk.



The cars

stop.




- Using the picture as a guide, complete each sentence.  
Then say the sentence aloud.



The dogs run.



The horses run.



The lions run.



The tigers run.




Name
Date

- Using the picture as a guide, complete each sentence.  
Then say the sentence aloud.



The boys walk.



The ants walk.



The goats walk.



The roosters walk.




■ Using the picture as a guide, complete each sentence.  
Then say the sentence aloud.



The cars stop.



The bikes stop.



The trucks stop.



The trains stop.



- Using the picture as a guide, trace each verb.  
Then say the sentence aloud.



The pandas

eat.



The kangaroos

jump.



The monkeys

climb.



- Using the picture as a guide, complete each sentence.  
Then say the sentence aloud.



The pandas eat.



The birds eat.



The pigs eat.



The donkeys eat.



Name


Date

- Using the picture as a guide, complete each sentence.  
Then say the sentence aloud.



The

kangaroos jump.



The

frogs jump.



The

rabbits jump.



The

lions jump.



- Using the picture as a guide, complete each sentence.  
Then say the sentence aloud.




The monkeys climb.



The bears climb.



The gorillas climb.



The raccoons climb.



Name
Date

**To parents**

From this page on, your child will review using verbs with both singular and plural nouns. Please help your child by using the picture to decide if a noun is singular or plural. If your child seems to be having trouble, try giving a hint.

- Using the picture as a guide, complete each sentence. Then say the sentence aloud.



The girl plays.



The girls play.



The cat plays.



The cats play.



**To parents**

Please help your child by using the picture to decide if a noun is singular or plural. If your child seems to be having trouble, try giving a hint. Offer your child lots of praise at the completion of each sentence.

- Using the picture as a guide, complete each sentence.  
Then say the sentence aloud.



The

boy plays.



The

boys play.




The

gorillas play.



The

gorilla plays.



The

cat .





# Review

## Simple Sentences

Name

Date

- Using the picture as a guide, complete each sentence.  
Then say the sentence aloud.



The

cat

sleeps.



The

cats

sleep.



The

cow

sleeps.



The

cows

sleep.



- Using the picture as a guide, complete each sentence.  
Then say the sentence aloud.




The

panda sleeps.



The

tiger sleeps.



The

tigers sleep.



The

pandas sleep.



The

cows.



Name

Date

- Using the picture as a guide, complete each sentence.  
Then say the sentence aloud.



The

book falls.



The

books fall.



The

pen falls.



The

pens fall.



- Using the picture as a guide, complete each sentence.  
Then say the sentence aloud.



The

ball falls.



The

dolls fall.



The

doll falls.



The

balls fall.



The

pen \_\_\_\_\_.



Name
Date

- Using the picture as a guide, complete each sentence.  
Then say the sentence aloud.



The

duck

swims.



The

ducks

swim.



The

girl

swims.



The

girls

swim.



- Using the picture as a guide, complete each sentence.  
Then say the sentence aloud.



The

dog

swims.



The

bears

swim.



The

dogs

swim.



The

bear

swims.



The

ducks

\_\_\_\_\_.





# Review

## Simple Sentences

Name
Date

- Using the picture as a guide, complete each sentence.  
Then say the sentence aloud.



The

rabbit hides.



The

rabbits hide.



The

hawk hides.



The

hawks hide.



- Using the picture as a guide, complete each sentence.  
Then say the sentence aloud.



The

snake hides.



The

zebras hide.



The

zebra hides.



The

snake hides.



The

rabbits.



Name
Date

- Using the picture as a guide, complete each sentence.  
Then say the sentence aloud.



The

swan

drinks .



The

swans

drink .



The

cow

drinks .



The

cows

drink .



- Using the picture as a guide, complete each sentence.  
Then say the sentence aloud.



The

camels drink.



The

horse drinks.



The

camel drinks.



The

horses drink.




The

swan swims.



Name
Date

- Using the picture as a guide, complete each sentence.  
Then say the sentence aloud.



The

dog runs.



The

dogs run.



The

horse runs.



The

horses run.



- Using the picture as a guide, complete each sentence.  
Then say the sentence aloud.



The

lion runs.



The

tigers run.



The

tiger runs.



The

lions run.



The

horse runs.



Name
Date

- Using the picture as a guide, complete each sentence.  
Then say the sentence aloud.



The

boy walks.




The

boys walk.



The

ant walks.



The

ants walk.



- Using the picture as a guide, complete each sentence.  
Then say the sentence aloud.



The goat walks .




The rooster's walk .



The goats walk .



The rooster walks .



The ants            .



Name
Date

- Using the picture as a guide, complete each sentence.  
Then say the sentence aloud.



The car stops.



The cars stop.



The bike stops.



The bikes stop.



- Using the picture as a guide, complete each sentence.  
Then say the sentence aloud.

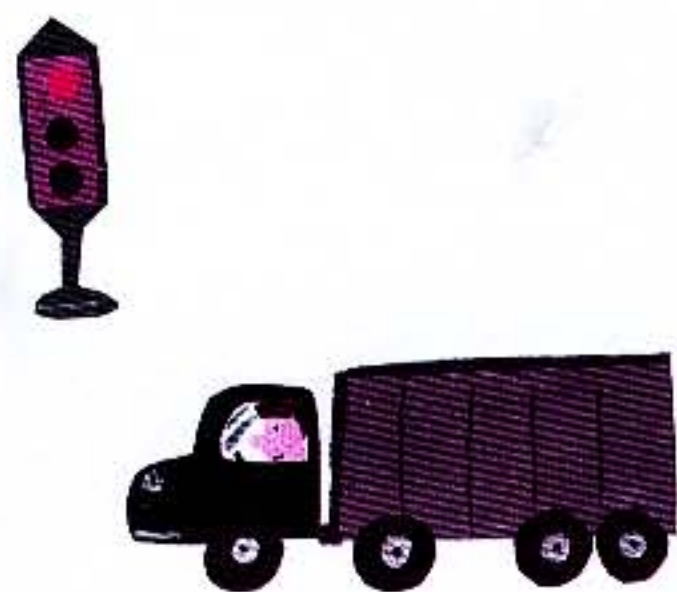


The

trains

stop

.



The

truck

stops

.




The

train

stops

.



The

trucks

stop

.



The

bikes

.



Name

Date

- Using the picture as a guide, complete each sentence.  
Then say the sentence aloud.



The

panda eats.



The

pandas eat.



The

bird eats.



The

birds eat.



- Using the picture as a guide, complete each sentence.  
Then say the sentence aloud.



The

pig eats.



The

donkey eats.



The

donkeys eat.



The

pigs eat.



The

bird eats.



Name

Date

- Using the picture as a guide, complete each sentence.  
Then say the sentence aloud.



The

kangaroo jumps.




The

kangaroos jump.



The

frog jumps.



The

frogs jump.



- Using the picture as a guide, complete each sentence.  
Then say the sentence aloud.



The rabbits jump.



The lion jumps.



The rabbit jumps.



The lions jump.



The frog \_\_\_\_\_.



Name

Date

- Using the picture as a guide, complete each sentence.  
Then say the sentence aloud.



The

monkey

climbs.



The

monkeys

climb.



The

bear

climbs.



The

bears

climb.



**To parents**


Has your child enjoyed learning about nouns and verbs? He or she has become familiar with the concept of agreement between singular and plural nouns and verbs. Please give your child lots of praise.

- Using the picture as a guide, complete each sentence.  
Then say the sentence aloud.



The

gorilla climbs.



The

raccoons climb.



The

gorillas climb.



The

raccoon climbs.



The

bears