

KUMON

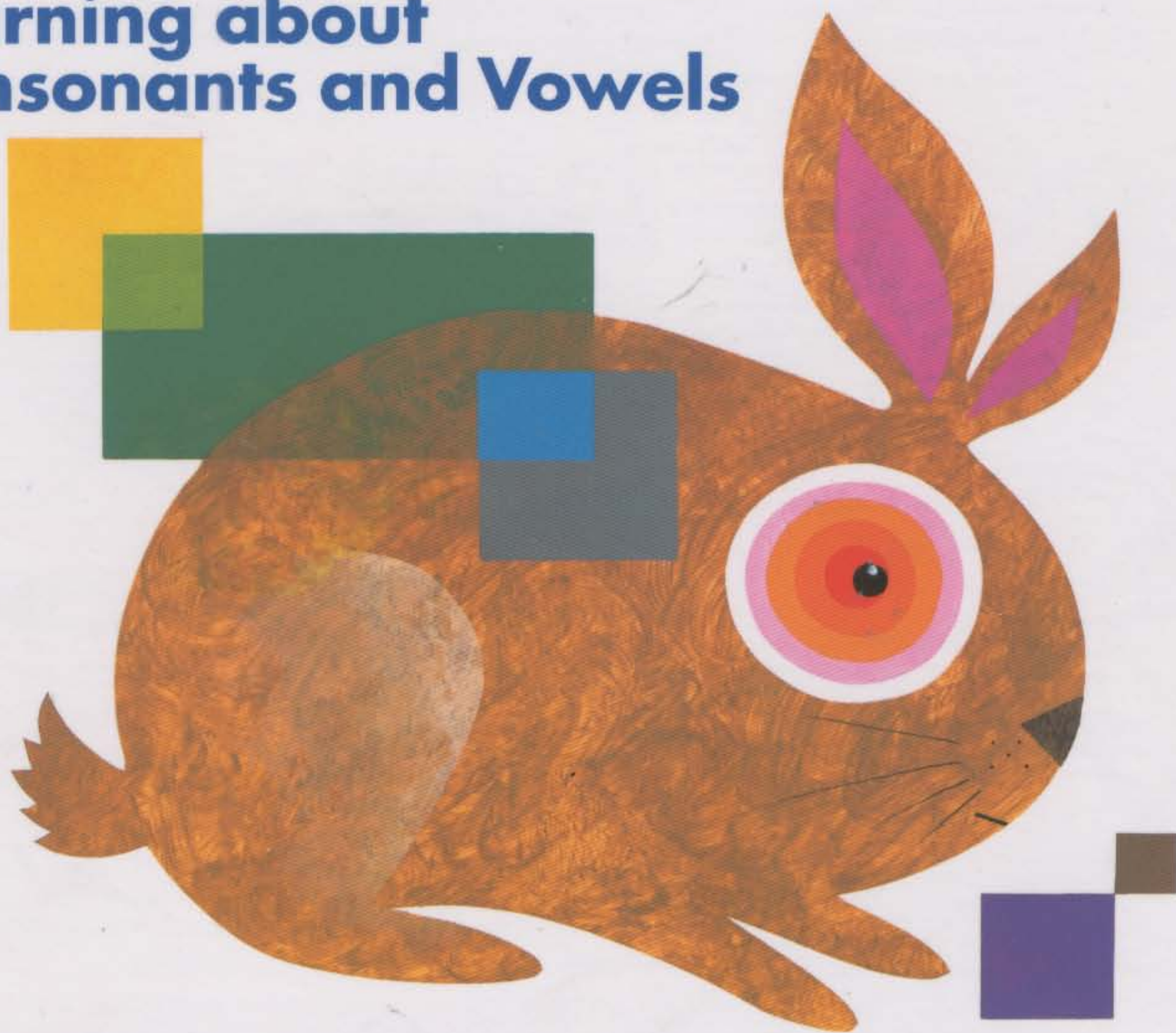
Ages

5•6•7

My Book of


WRITING WORDS

**Learning about
Consonants and Vowels**



If your child is able to recognize and write short rhyming words and phrases, then this book will build on that foundation.

*This is a fun and easy way to help your child learn to say and write words grouped by similar consonant and vowel combinations, such as **grab the grape** and **ride the bike**.*



My Book of

WRITING WORDS

Learning about
Consonants and Vowels

The aims and purpose of this book

▲ If your child is starting to recognize short rhyming words and phrases in print, this book will help him or her practice more complicated words, and learn how to combine those words to make short phrases. Combining these new words into groups with similar consonant and vowel combinations makes acquiring the new words easier for your child.

▲ In this book, your child will first learn familiar words describing an illustration (for instance, "blue," "climb," "flag," and "plane" on page one) and then practice words with similar sounds group by group. Please emphasize the similar sounds in each word grouping, such as the "bl" in "blue," "blow," "black," and "block."

▲ The purpose of this book is to expand children's vocabulary by teaching words grouped by similar sounds and spellings. By learning these groups of words together, your child will acquire the basic skills for learning words.

▲ Help your child practice his or her developing language skills by pointing out words he or she can recognize on road signs, in stores, and wherever you go. Help nurture your child's curiosity about words and sentences by also encouraging him or her to practice the activities in this book.

Sections in this book

pp. 1 - 8 / Words containing the consonant blends "bl," "cl," "fl," and "pl"
pp. 9-16 / Words containing the consonant blends "cr," "dr," "gr," and "tr"
pp. 17-24 / Words containing the consonant blends "sl," "sp," "st," and "sw"
pp. 25-32 / Words containing the consonant blends "mp," "nd," "nk," and "nt"
pp. 33-40 / Words containing the consonant digraphs "ch," "sh," "th," and "wh"
pp. 41-48 / Words containing the vowel combinations "a_e," "i_e," "o_e," and "u_e"
pp. 49-56 / Words containing the vowel combinations "ee," "oo," "ai," and "ea"
pp. 57-64 / Words containing the vowel combinations "ay," "oa," "ou," and "oi"
pp. 65-80 / Review

How to hold a pencil properly

There are several ways to teach children to hold a pencil properly. Here is one example.



Let your child form the shape pictured here, using his or her own fingers. Put the pencil between the bending middle finger and joint part of thumb and forefinger.



Have your child grip the pencil with thumb and forefinger.

How to use this book

▲ Offer praise at the end of each page, and write encouraging words or place stickers on completed pages as a special prize.

▲ Please refer to the "To parents" notes in this book, which provide more comments and advice on how to help your child progress through this book.

▲ It is a good idea to set the number of pages your child will complete in a day. It may be one sheet (two pages) or two sheets (four pages) a day. The essential point to remember is that the practice should come to an end when your child still wants to do a little more.

▲ Most workbooks contain the same paper stock, but each Kumon Workbook features a different type of paper, tailored to a specific activity and use. This book features a good quality paper geared to children who are learning to write. The paper can stand up to rough handling.

Check the way that your child is holding the pencil against the picture to decide whether or not it is the proper way.

ult for a child who does not yet have h in his or her hand and fingers to hold early. Please teach this skill gradually, id will remain interested and willing to aturally.

3



It can be diffi enough streng the pencil pro so that your cl hold a pencil n



Writing Words

"bl" "cl" "fl" "pl" Words

Name
Date

To parents

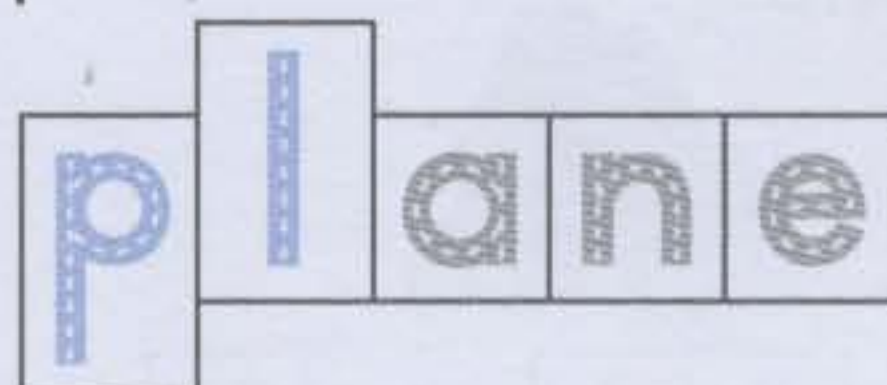
Paying attention to the consonant blends in color, have your child say each word aloud. If your child seems to be having difficulty, try saying the word together while pointing at the word. Offer your child lots of praise at the completion of each exercise.

- Trace the letters while saying each word.
Pay special attention to the letters in color.

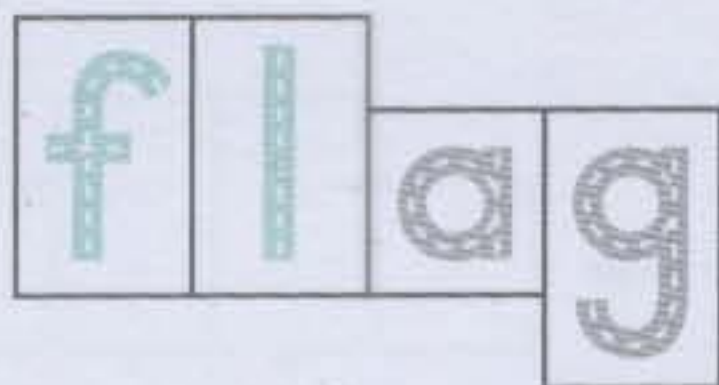
blue



plane



flag



climb



- Trace and write the letters while saying each word.
Pay special attention to the letters in color.

blue



b l u e

b l u e

b l u e

climb



c l i m b

c l i m b

c l i m b

flag



f l a g

f l a g

f l a g

plane



p l a n e

p l a n e

p l a n e



Writing Words

"bl" Words

Name
Date

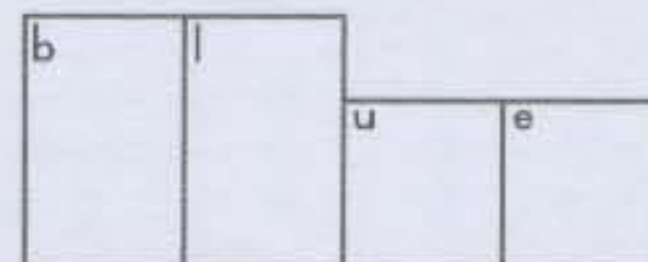
To parents

From this page on, each page will consist of groups of words beginning with the same consonant blends. By using the words he or she has previously learned as a clue, your child will become familiar with these new words with the same sounds. If your child seems to be having difficulty, try saying the word together as he or she is tracing.

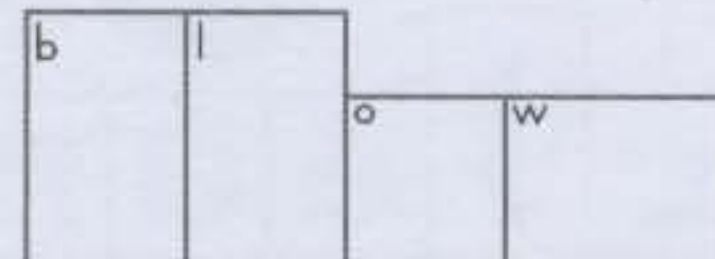
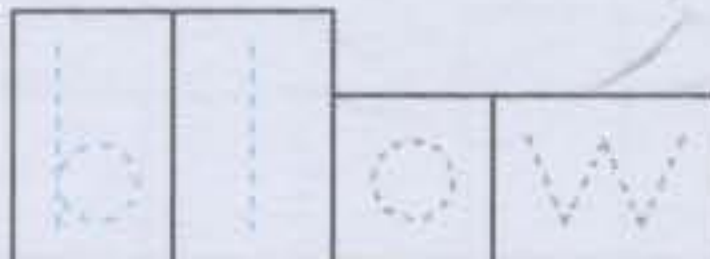
- Trace and write the letters while saying each word.

Pay special attention to the **bl** sound.

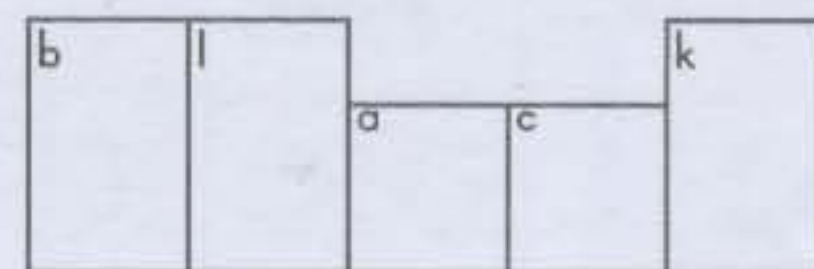
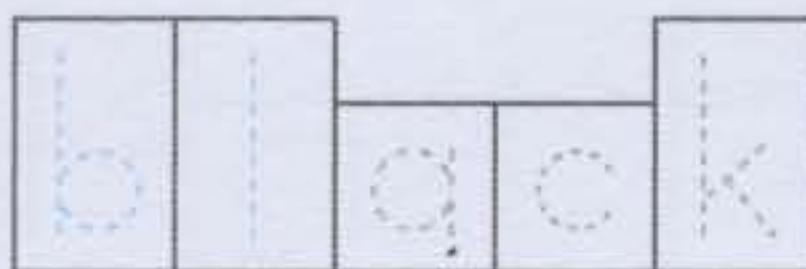
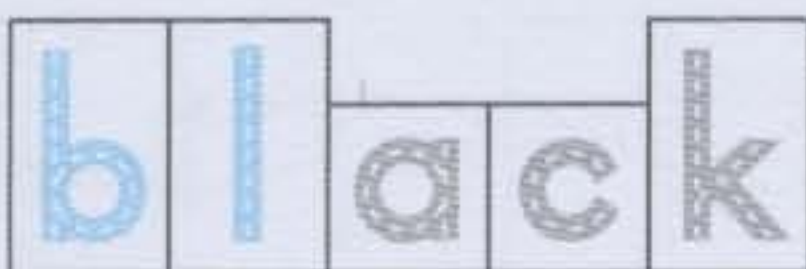
blue



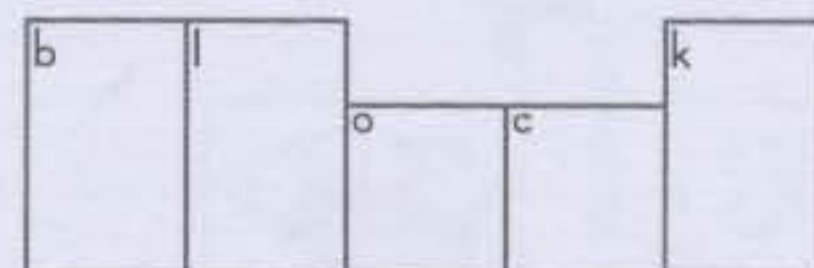
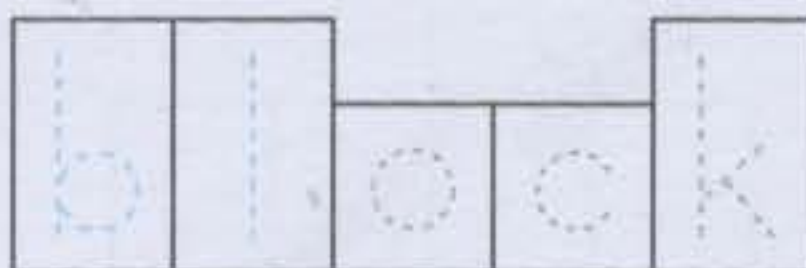
blow



black



block



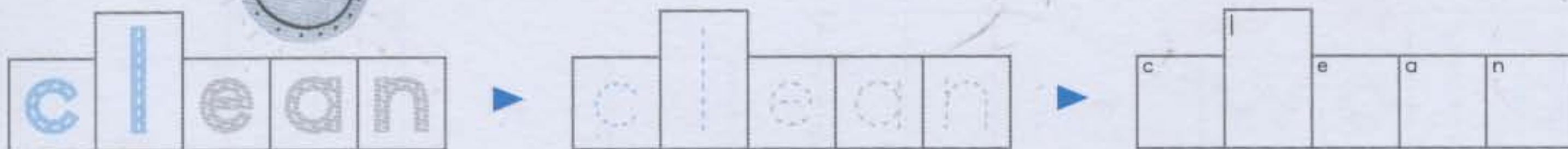

"cl" Words

- Trace and write the letters while saying each word.
Pay special attention to the **cl** sound.

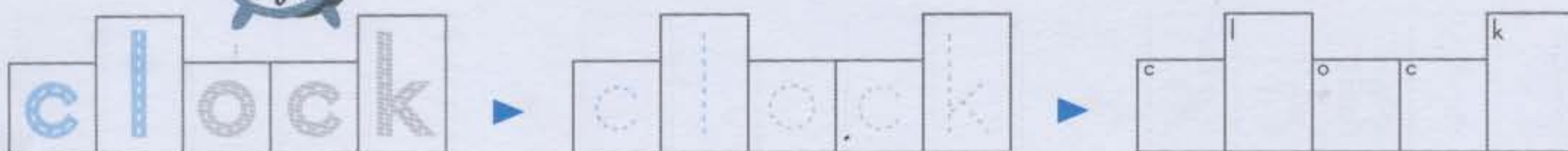
climb



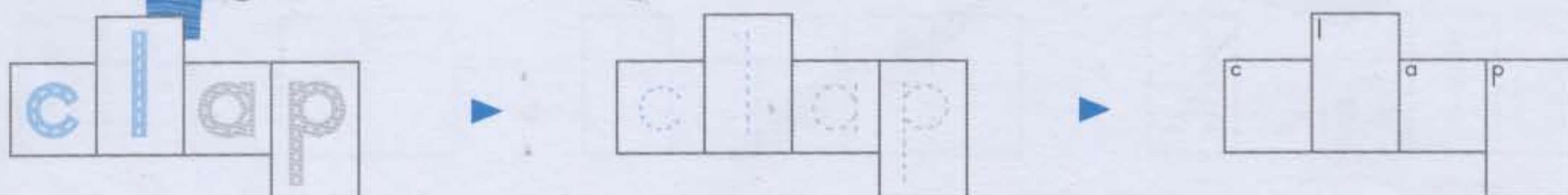
clean



clock



clap



3

Writing Words

"fl" Words

Name _____

Date _____

- Trace and write the letters while saying each word. Pay special attention to the **fl** sound.

flag



fl ag



fl ag



f l a g

fly



fl y



fl y



f l y

flat



fl at



fl at



f l a t

floor



fl oor



fl oor



f l o o r



Review

"bl" and "cl" Words

Name
Date

- Write the letters while saying each word.
Pay special attention to the **bl** and **cl** sounds.

blue



b	l	u	e
---	---	---	---

climb




c	l	i	m	b
---	---	---	---	---

blow



b	l	o	w
---	---	---	---

clean



c	l	e	a	n
---	---	---	---	---

black



b	l	a	c	k
---	---	---	---	---

clock



c	l	o	c	k
---	---	---	---	---

block



b	l	o	c	k
---	---	---	---	---

clap



c	l	a	p
---	---	---	---

"fl" and "pl" Words

- Write the letters while saying each word.
Pay special attention to the **fl** and **pl** sounds.

flag



f	l	a	g
---	---	---	---

plane



p	l	a	n	e
---	---	---	---	---

fly



f	l	y
---	---	---

play



p	l	a	y
---	---	---	---

flat



f	l	a	t
---	---	---	---

plate



p	l	a	t	e
---	---	---	---	---

floor



f	l	o	o	r
---	---	---	---	---

plug



p	l	u	g
---	---	---	---



Writing Words

"cr" "dr" "gr" "tr" Words



Name
Date

To parents

Paying attention to the consonant blends in color, have your child say each word aloud. If your child seems to be having difficulty, try saying the word together while pointing at the word. Even if your child cannot read or write the words perfectly at first, he or she will gradually be able to do so after repeated practice.

- Trace the letters while saying each word.
Pay special attention to the letters in color.

tree



draw



cry



grass



- Trace and write the letters while saying each word.
Pay special attention to the letters in color.

cry



c r y



c r y



c r y

draw



d r a w



d r a w



d r a w

grass



g r a s s



g r a s s



g r a s s

tree



t r e e



t r e e



t r e e



Writing Words

"cr" Words

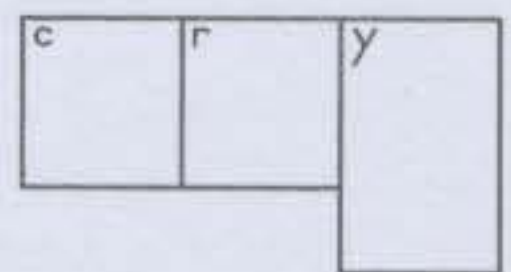

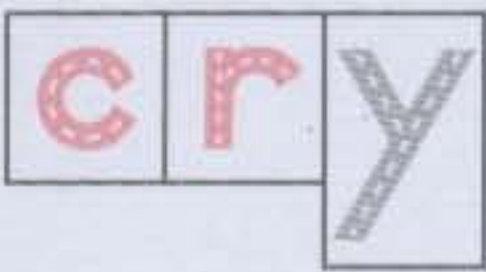
Name
Date

To parents

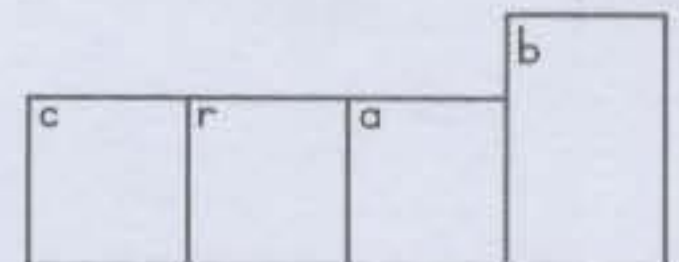
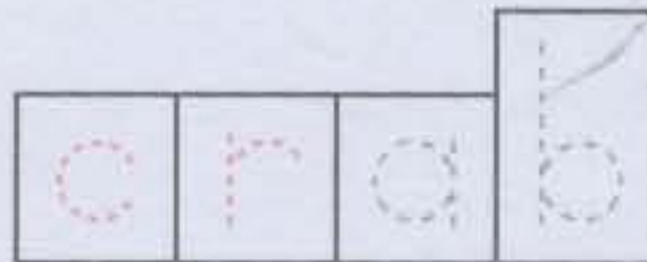

From this page on, each page will consist of groups of words beginning with the same consonant blends. If your child seems to be having difficulty, try saying the word together as he or she is tracing.

- Trace and write the letters while saying each word. Pay special attention to the **cr** sound.

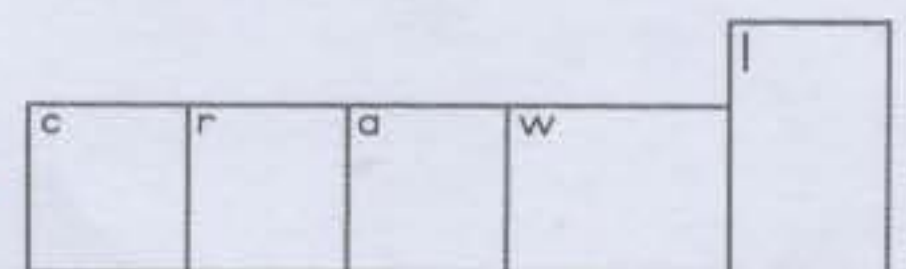

cry



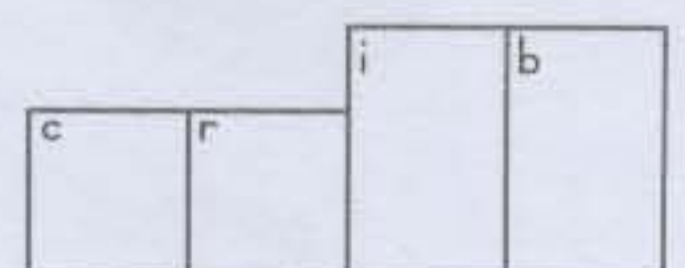
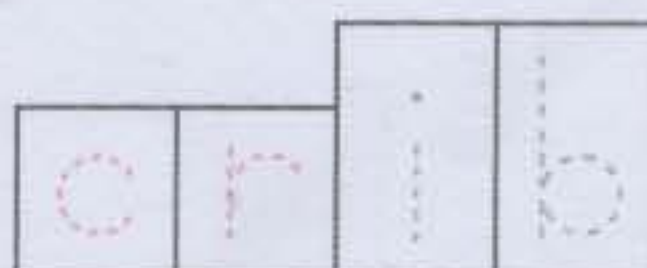
crab



crawl



crib



"dr" Words

- Trace and write the letters while saying each word.
Pay special attention to the **dr** sound.

draw



draw

draw

draw

dress



dress

dress

dress

drop



drop

drop

drop

drum



drum

drum

drum



Writing Words

"gr" Words

Name
Date

- Trace and write the letters while saying each word. Pay special attention to the **gr** sound.

grass



grass

grass

grass

grow



grow

grow

grow

grab



grab

grab

grab

grape



grape

grape

grape

"tr" Words

- Trace and write the letters while saying each word.
Pay special attention to the **tr** sound.

tree



tree

tree

tree

try



try

try

try

truck



truck

truck

truck

train



train

train

train



Review

"cr" and "dr" Words

Name
Date

- Write the letters while saying each word.
Pay special attention to the **cr** and **dr** sounds.

cry



c	r	y
---	---	---

draw



d	r	a	w
---	---	---	---

crab



c	r	a	b
---	---	---	---

dress



d	r	e	s	s
---	---	---	---	---

crawl



c	r	a	w	
---	---	---	---	--

drop



d	r	o	p
---	---	---	---

crib



c	r	i	b
---	---	---	---

drum



d	r	u	m
---	---	---	---

"gr" and "tr" Words

- Write the letters while saying each word.
Pay special attention to the **gr** and **tr** sounds.

grass



g	r	a	s	s

tree



t	r	e	e

grow



g	r	o	w

try



t	r	y

grab



g	r	a	b

truck



t	r	u	c	k

grape



g	r	a	p	e

train



t	r	a	i	n



Writing Words

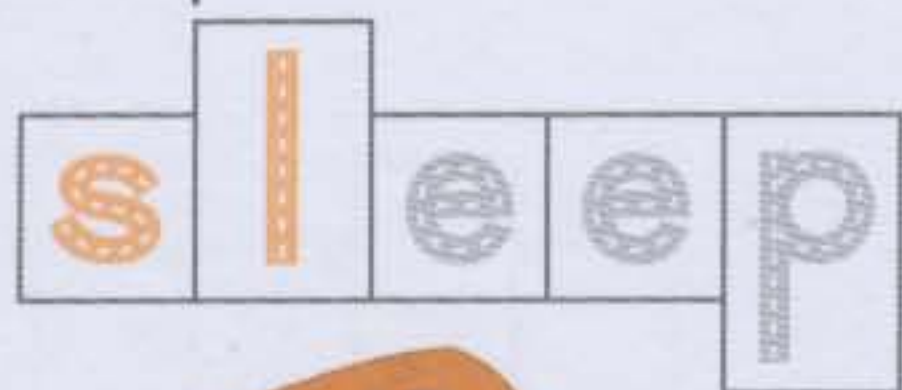
"sl" "sp" "st" "sw" Words

Name

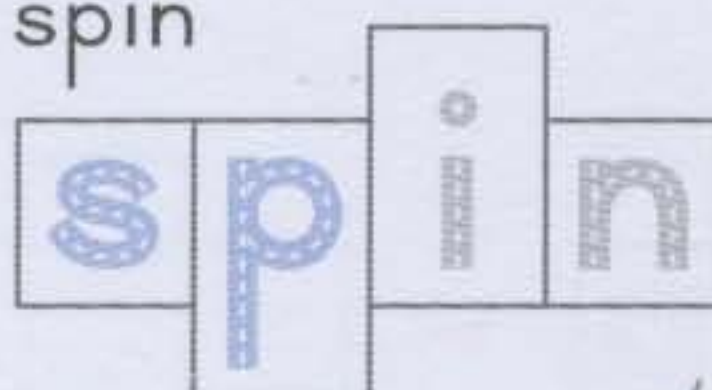
Date

- Trace the letters while saying each word. Pay special attention to the letters in color.


sleep



spin



stand

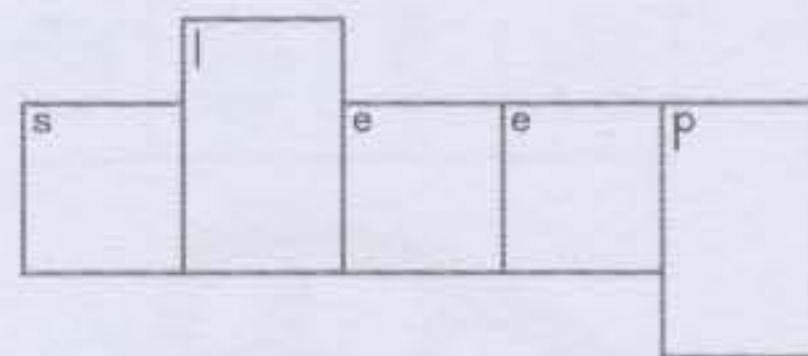
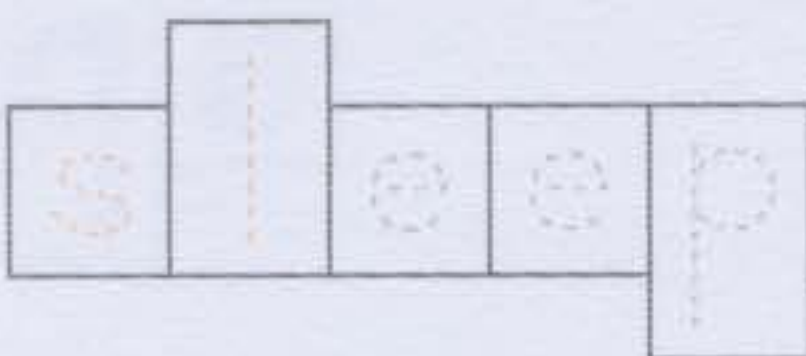
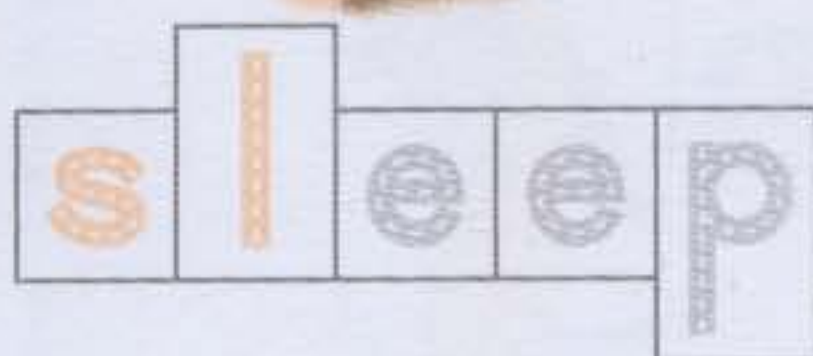


swim

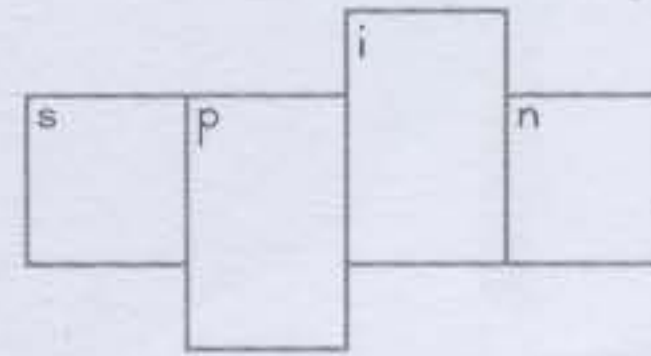
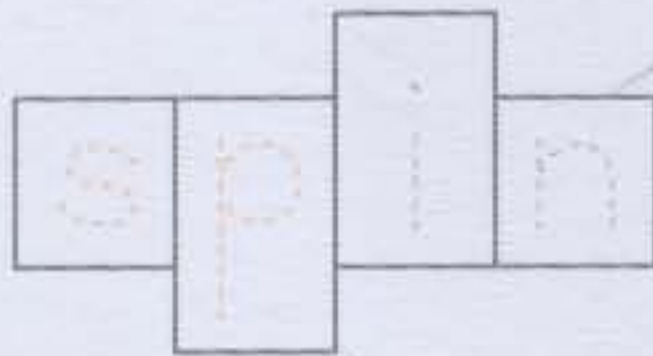


- Trace and write the letters while saying each word.
Pay special attention to the letters in color.

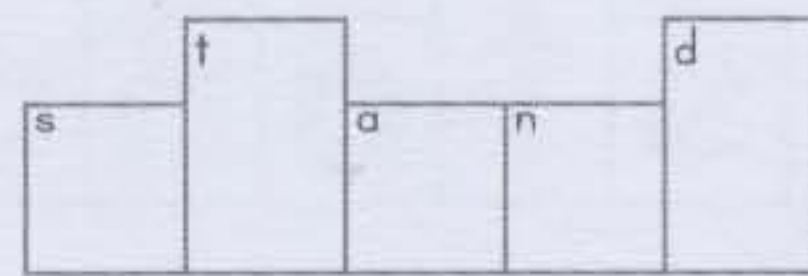
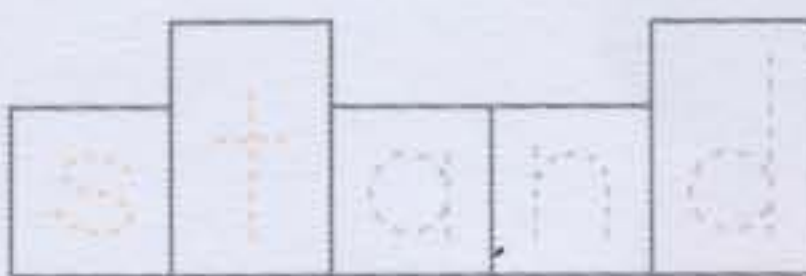
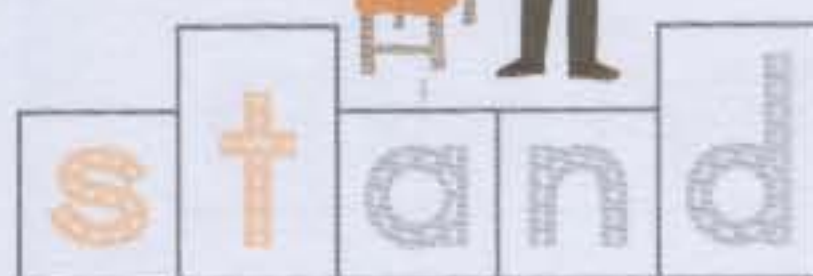
sleep



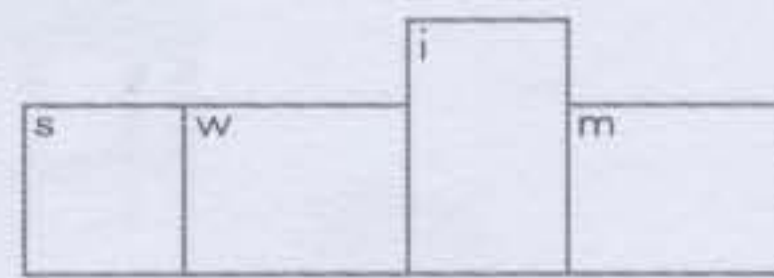
spin



stand



swim



10

Writing Words

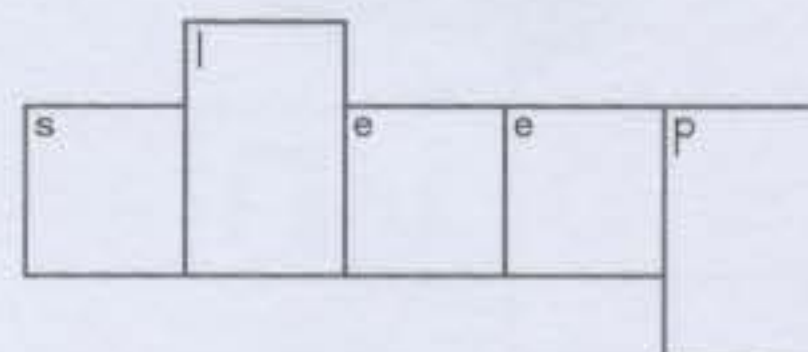
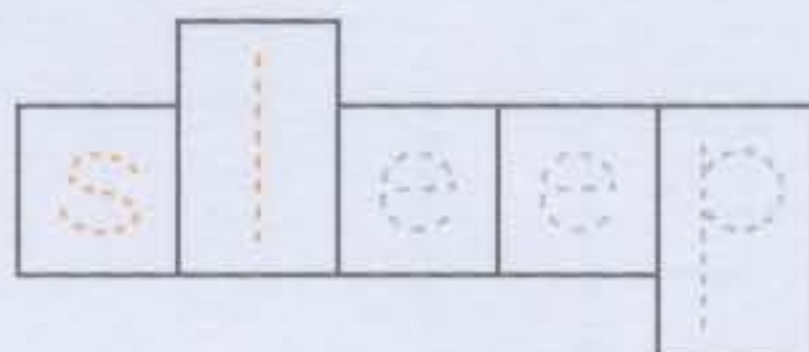
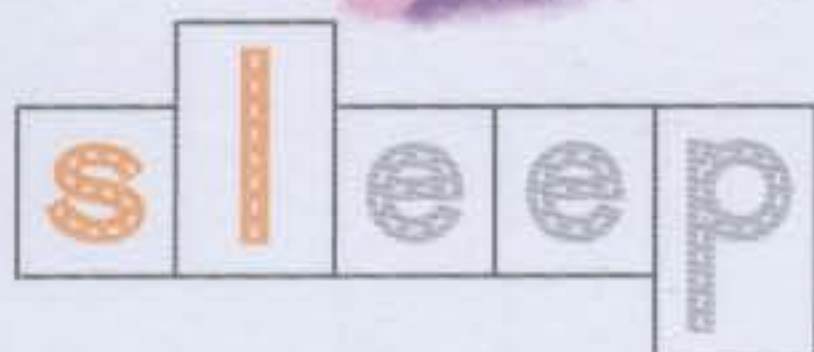
"sl" Words

Name _____

Date _____

- Trace and write the letters while saying each word. Pay special attention to the **sl** sound.

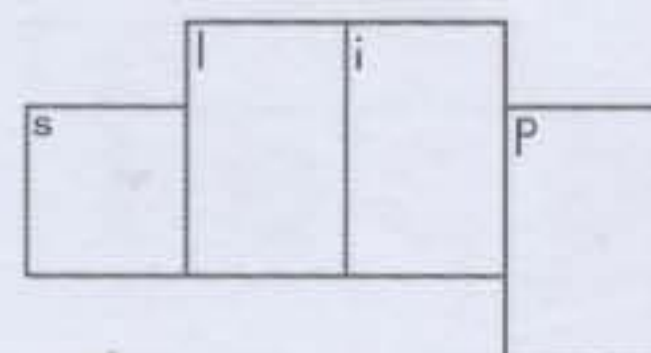
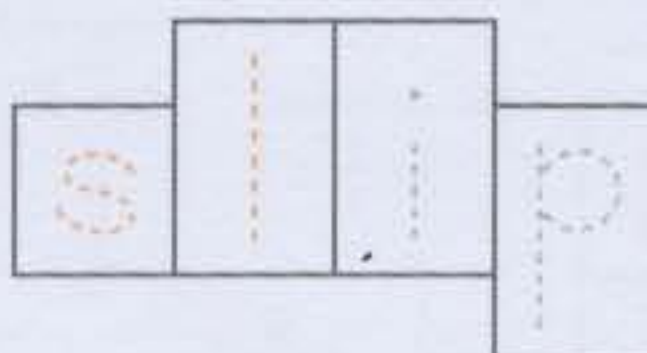
sleep



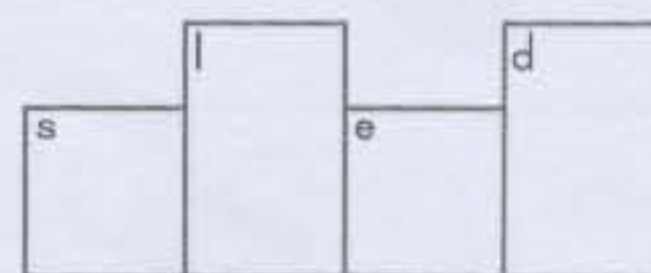
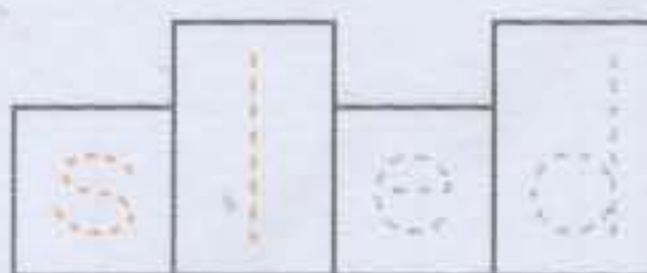
slide



slip



sled



"sp" Words

- Trace and write the letters while saying each word.
Pay special attention to the **sp** sound.

spin



spin

spin

spin

sport



sport

sport

sport

spell



spell

spell

spell

spoon



spoon

spoon

spoon



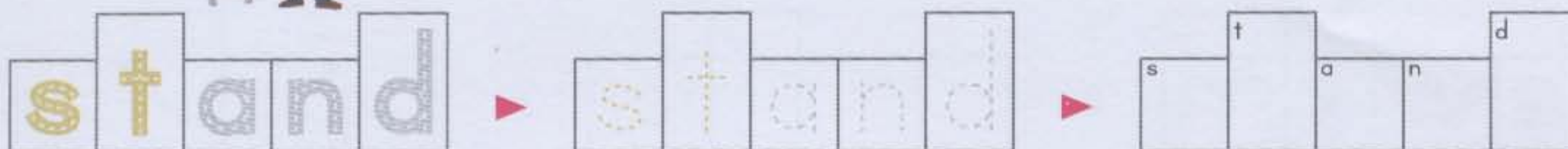
Writing Words

"st" Words

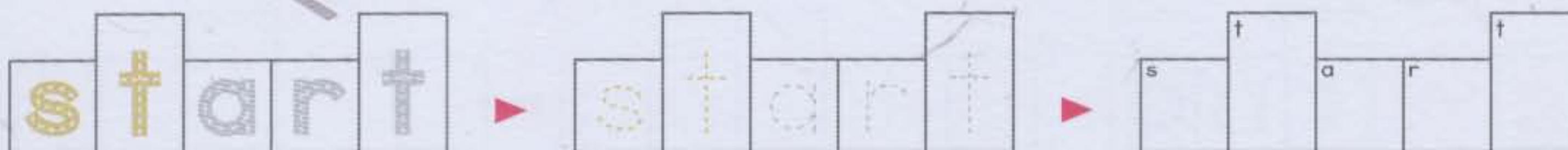
Name
Date

- Trace and write the letters while saying each word. Pay special attention to the **st** sound.

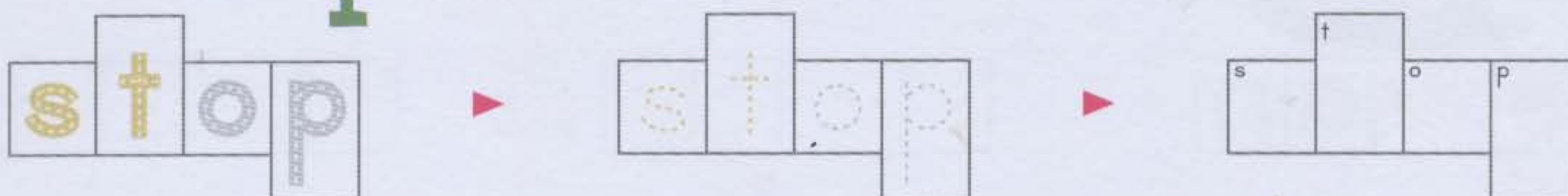
stand



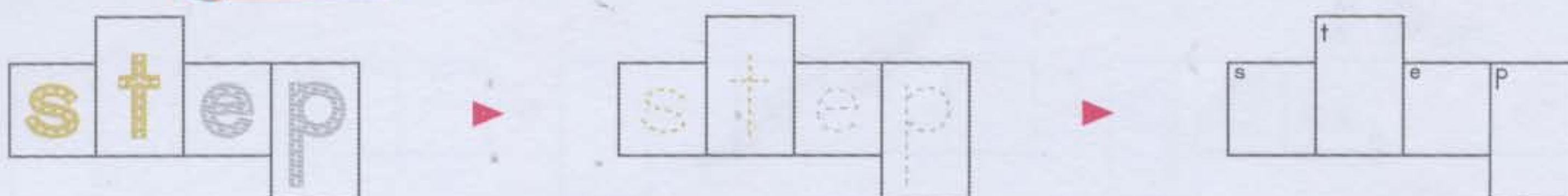
start



stop



step



"sw" Words

- Trace and write the letters while saying each word. Pay special attention to the **sw** sound.

swim



swim

swim

s w i m

swing



swing

swing

s w i n g

swan



swan

swan

s w a n

sweep



sweep

sweep

s w e e p

12

Review

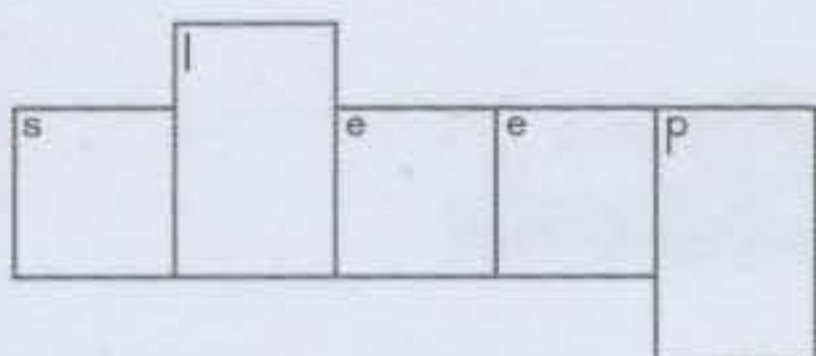
"sl" and "sp" Words

Name _____

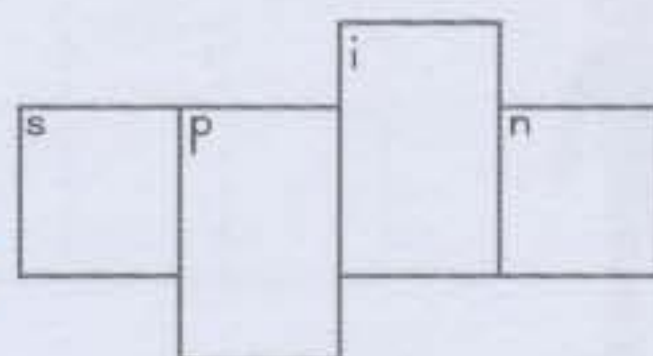
Date _____

- Write the letters while saying each word.
Pay special attention to the **sl** and **sp** sounds.


sleep



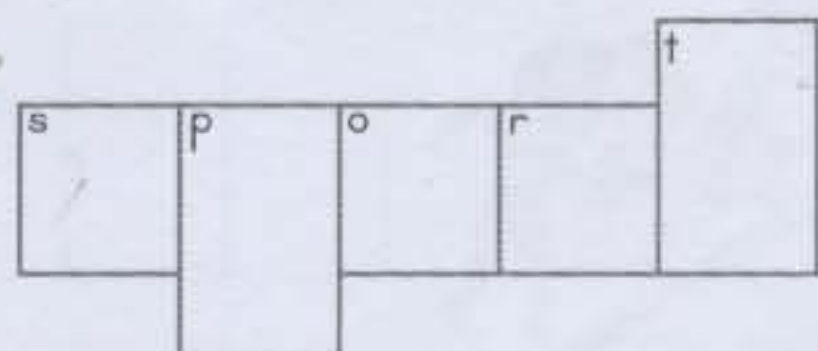
spin



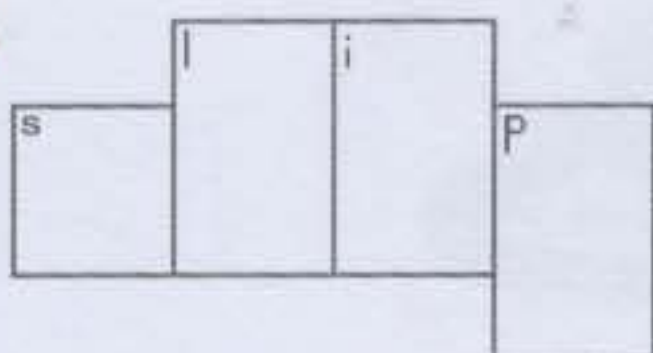
slide



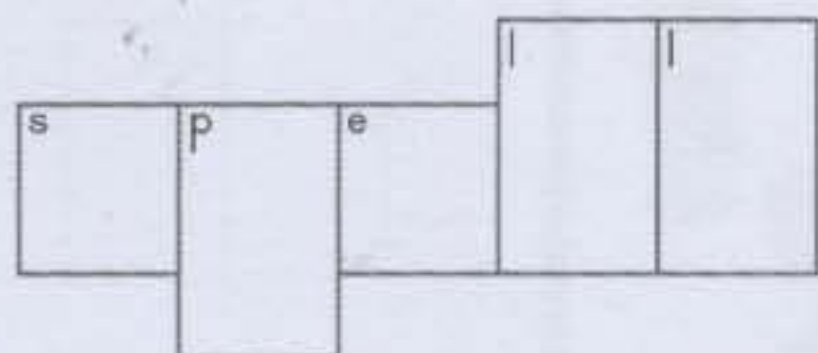
sport



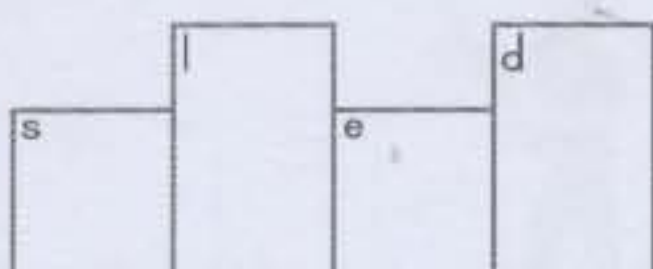
slip



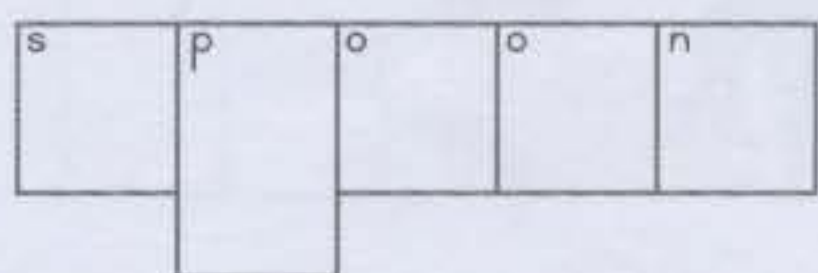
spell



sled



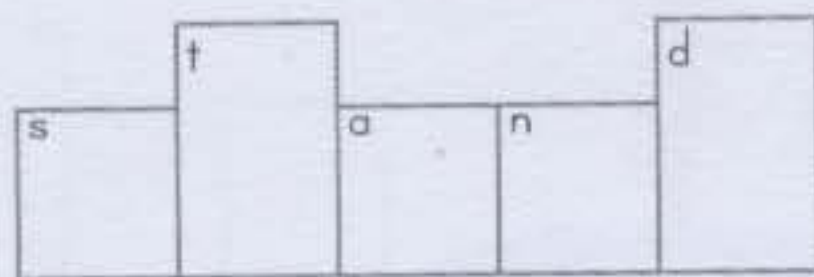
spoon



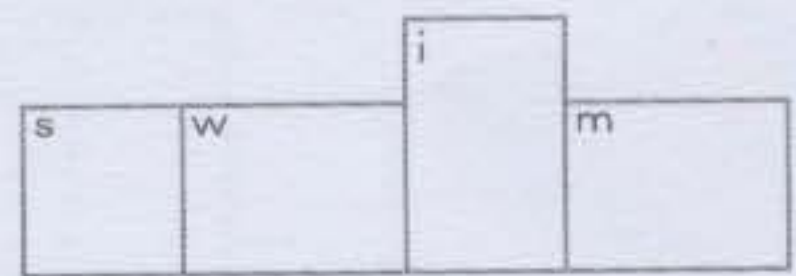
"st" and "sw" Words

- Write the letters while saying each word.
Pay special attention to the **st** and **sw** sounds.

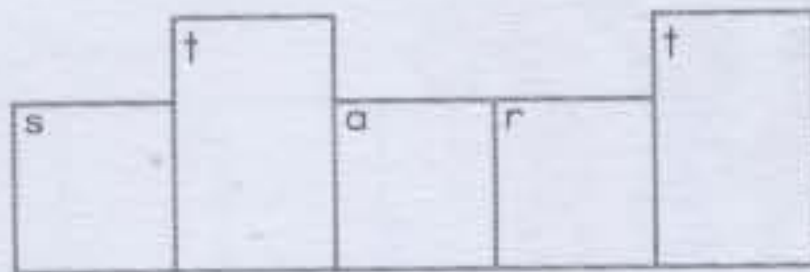
stand



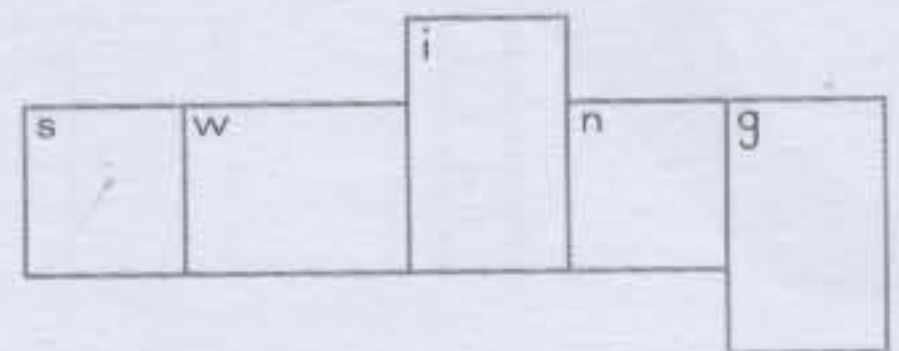
swim



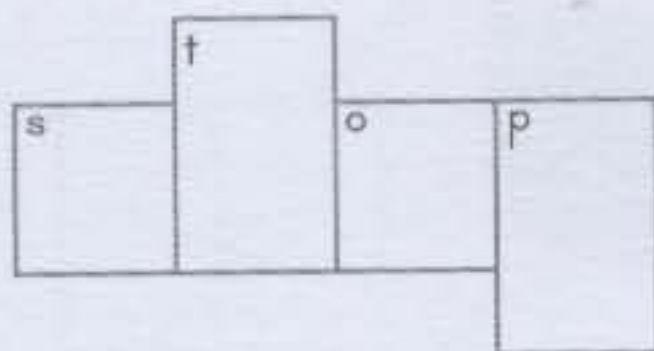
start



swing



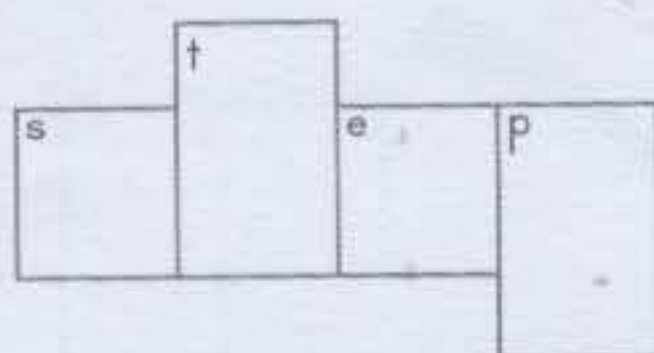
stop



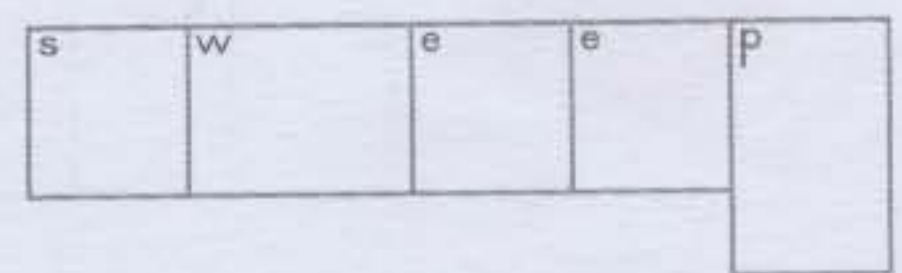
swan



step



sweep



13

Writing Words

"mp" "nd" "nk" "nt" Words

Name _____

Date _____

To parents

From this page on, the consonant blends in color will appear in the last part of each word. If your child seems to be having difficulty, try saying the word together as he or she is tracing.

- Trace the letters while saying each word.
Pay special attention to the letters in color.

jump

j u m p



wink

w i n k



ant

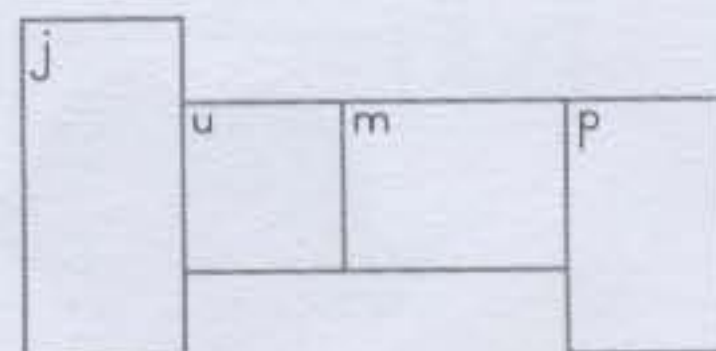

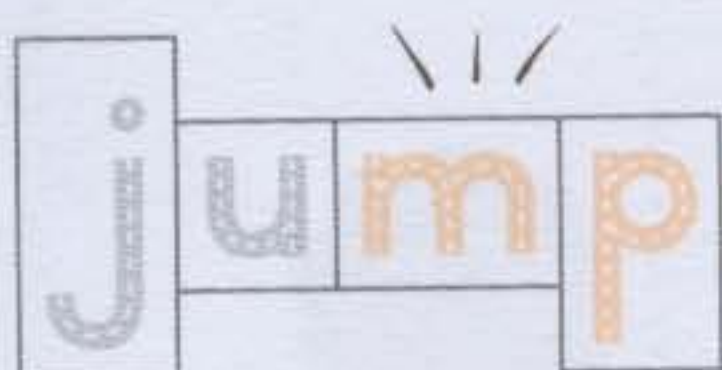
a n t



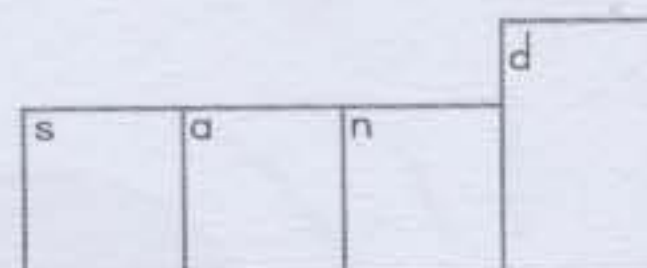
sand

s a n d

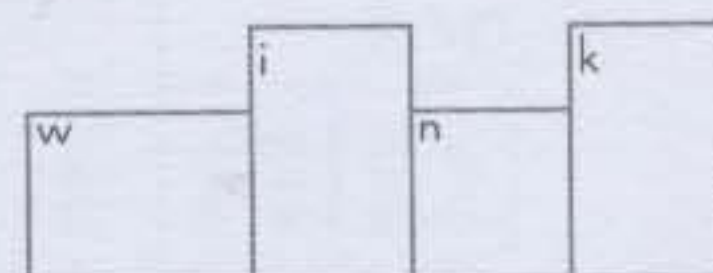
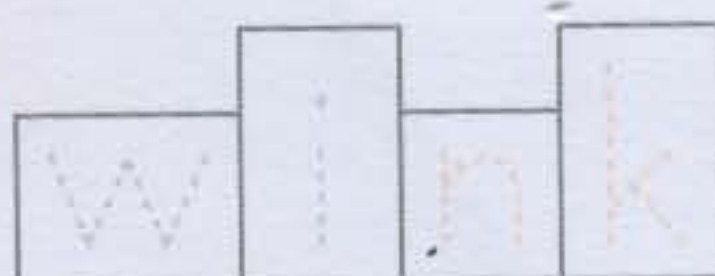
- Trace and write the letters while saying each word.
Pay special attention to the letters in color.



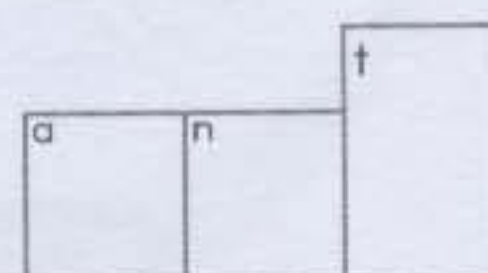
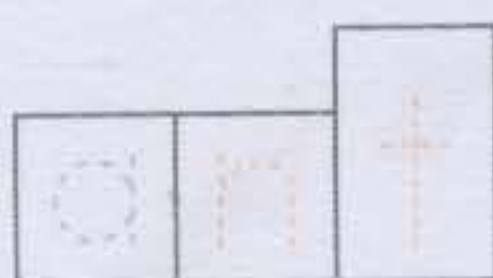
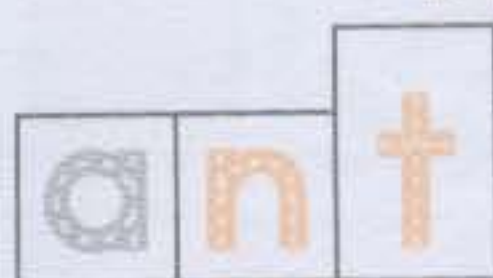
sand



wink



ant



14

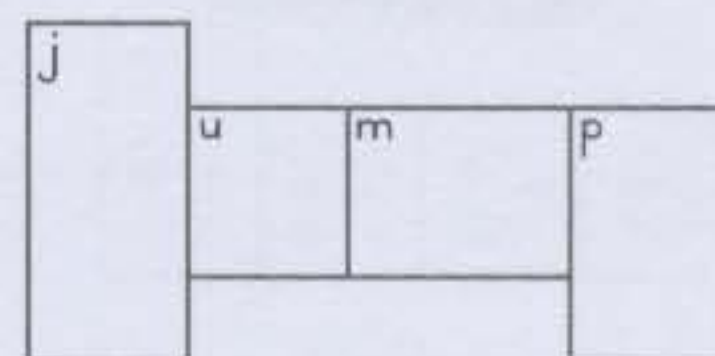

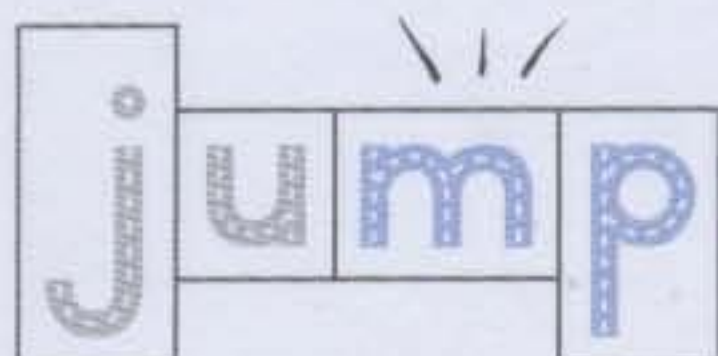
Writing Words

"mp" Words



Name
Date

- Trace and write the letters while saying each word. Pay special attention to the **mp** sound.

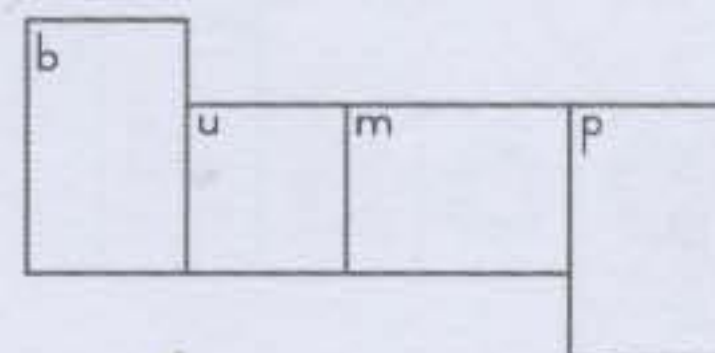


jump



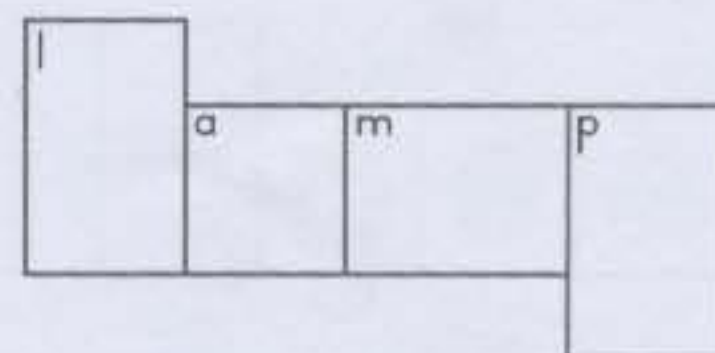
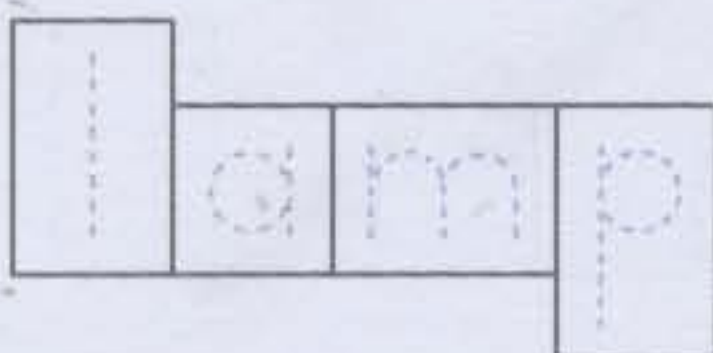
camp



bump



lamp



"nd" Words

- Trace and write the letters while saying each word.
Pay special attention to the **nd** sound.

sand



s a n d



s a n d



s a n d

hand



h a n d



h a n d



h a n d

pond



p o n d



p o n d



p o n d

send



s e n d



s e n d



s e n d

15

Writing Words

"nk" Words

Name _____

Date _____

- Trace and write the letters while saying each word. Pay special attention to the **nk** sound.

wink



wink

wink

wink

ink



ink

ink

ink

drink



drink

drink

drink

skunk



skunk

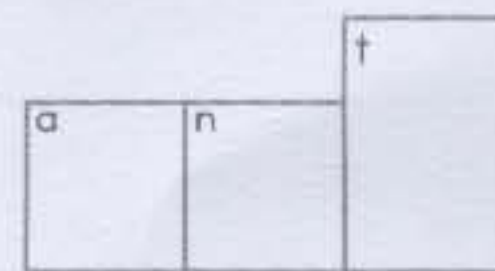
skunk

skunk

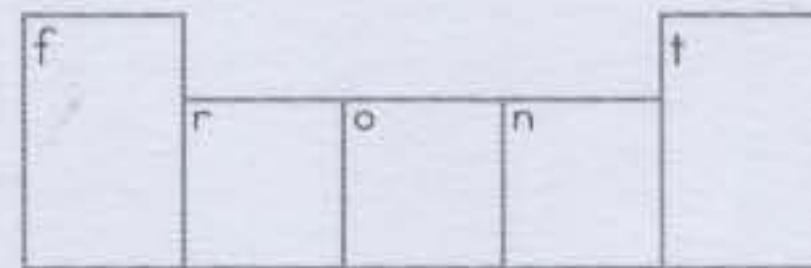

"nt" Words

- Trace and write the letters while saying each word.
Pay special attention to the **nt** sound.

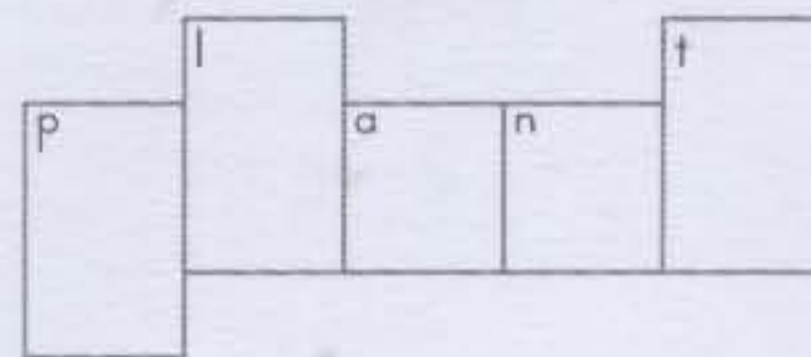
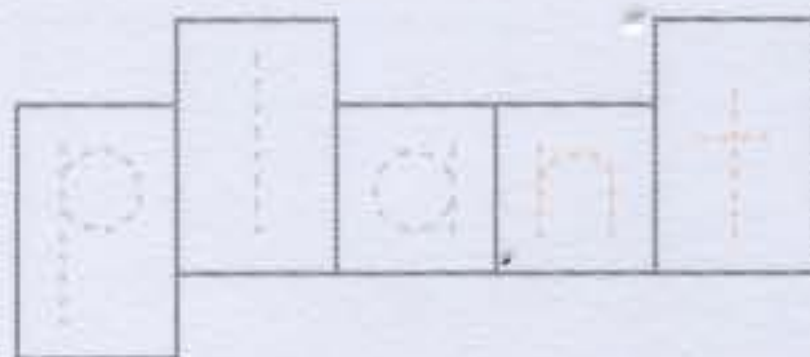
ant



front



plant



bent



16

Review

"mp" and "nd" Words

Name
Date

- Write the letters while saying each word.
Pay special attention to the **mp** and **nd** sounds.

jump



j	u	m	p
---	---	---	---

sand



s	a	n	d
---	---	---	---

camp



c	a	m	p
---	---	---	---

hand



h	a	n	d
---	---	---	---

bump



b	u	m	p
---	---	---	---

pond



p	o	n	d
---	---	---	---

lamp



l	a	m	p
---	---	---	---

send

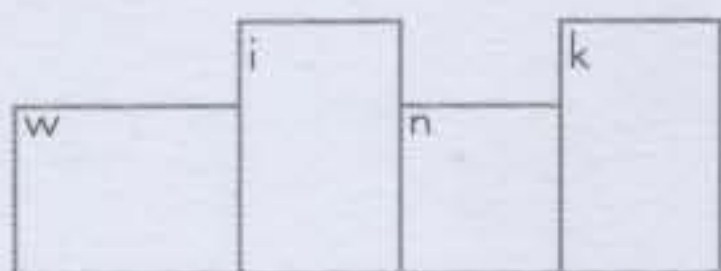


s	e	n	d
---	---	---	---

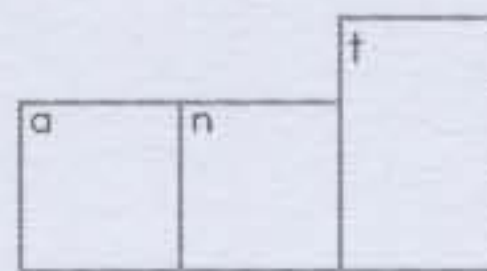
"nk" and "nt" Words

- Write the letters while saying each word.
Pay special attention to the **nk** and **nt** sounds.

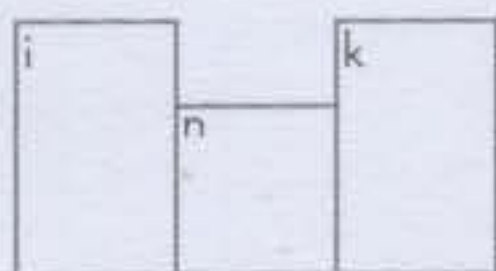
wink



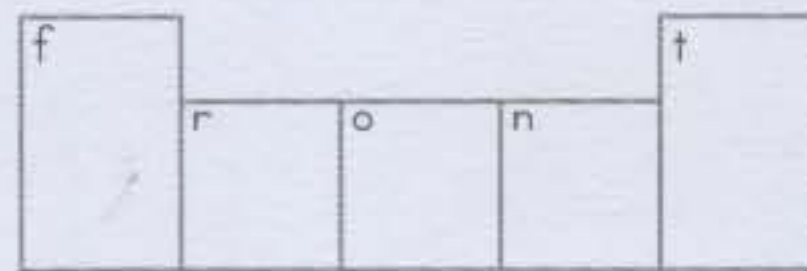
ant



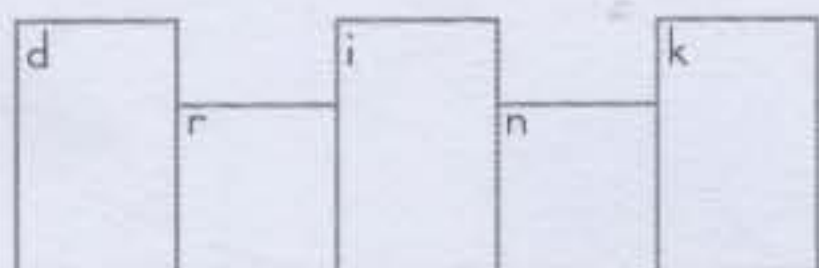
ink



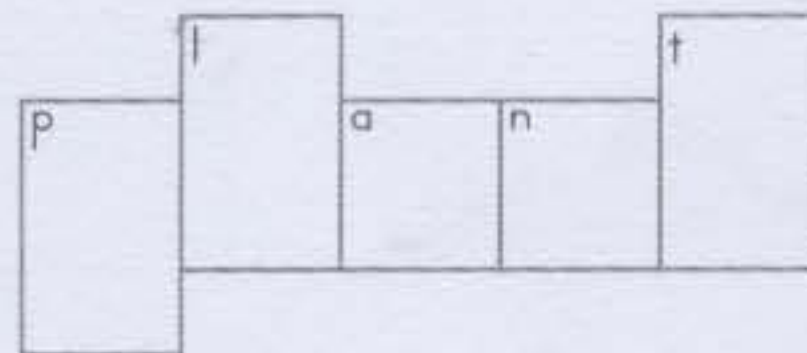
front



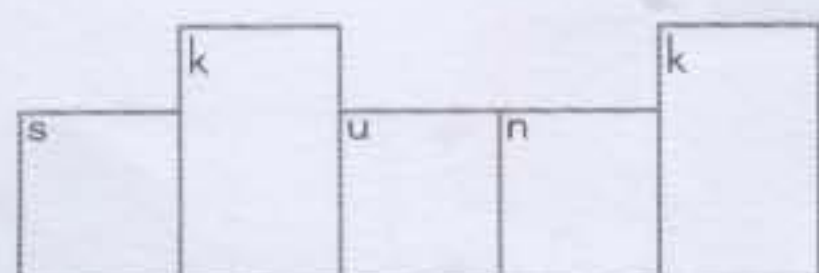
drink



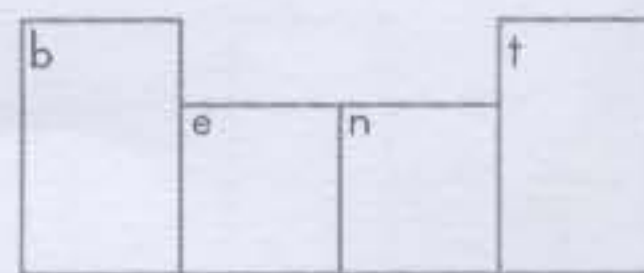
plant



skunk



bent



17

Writing Words

"ch" "sh" "th" "wh" Words

Name

Date

To parents

From this page on, your child will find words that contain letter combinations that cannot be sounded out using previously learned skills. If your child seems to be having difficulty, try saying the word together as he or she is tracing.

- Trace the letters while saying each word.
Pay special attention to the letters in color.



- Trace and write the letters while saying each word.
Pay special attention to the letters in color.

chin



chin



chin



chin

shirt



shirt



shirt



shirt

three

3...

three



three



three

white



white



white



white

18

Writing Words

"ch" Words

Name

Date


To parents

From this page on, the consonant digraphs will appear at both the beginning and ending of words. Please help your child notice the similar sound in each word in a particular group. If your child seems to be having difficulty, try saying the word together as he or she is tracing.

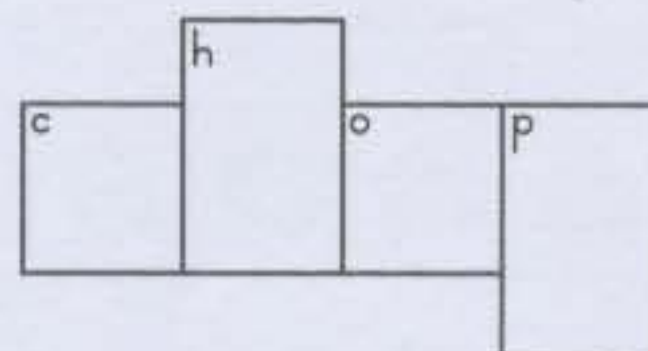
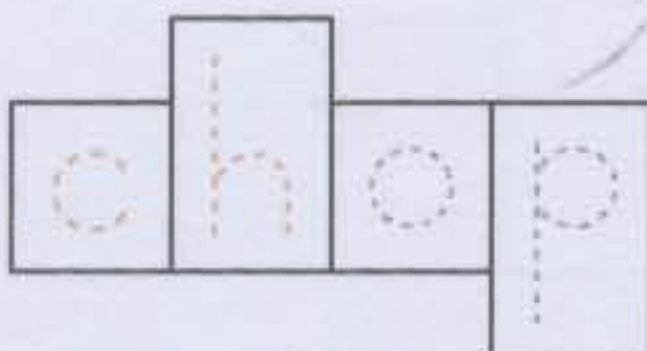
- Trace and write the letters while saying each word.

Pay special attention to the **ch** sound.

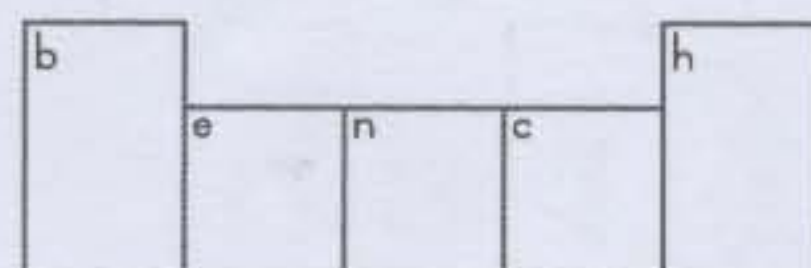

chin



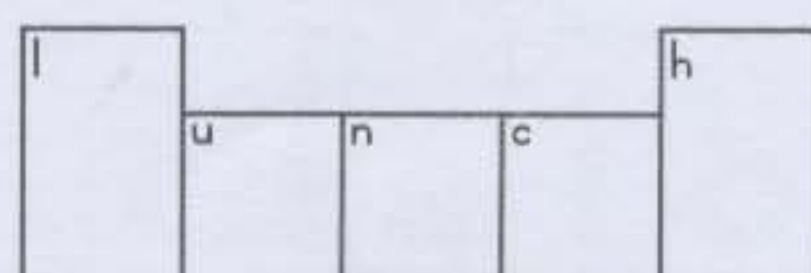
chop



bench



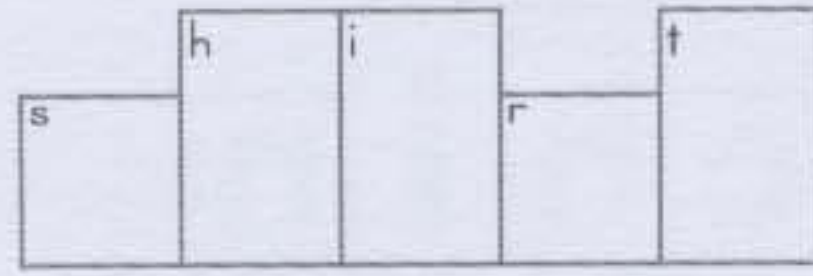
lunch



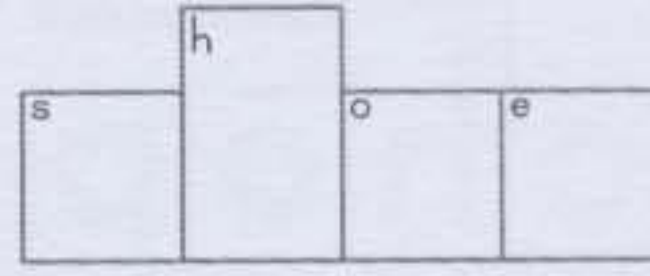
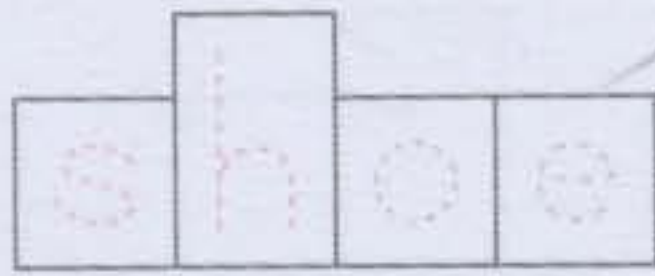
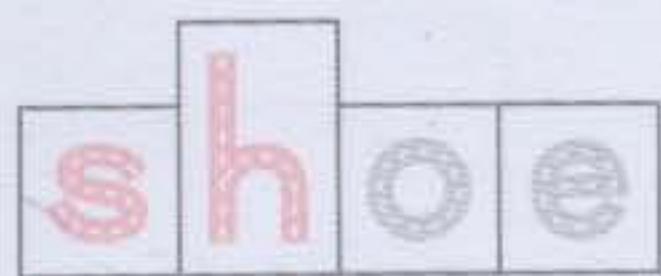
"sh" Words

- Trace and write the letters while saying each word.
Pay special attention to the **sh** sound.

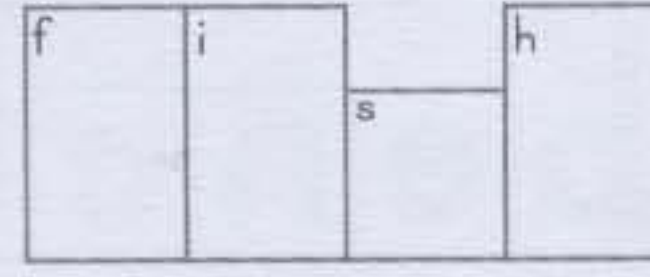
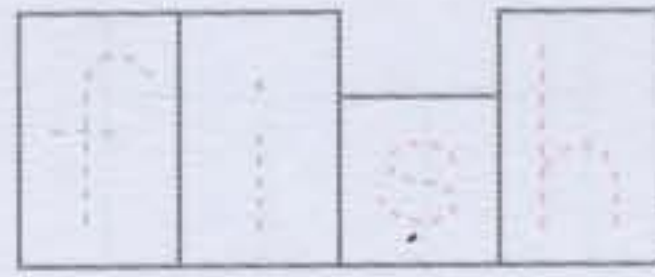
shirt



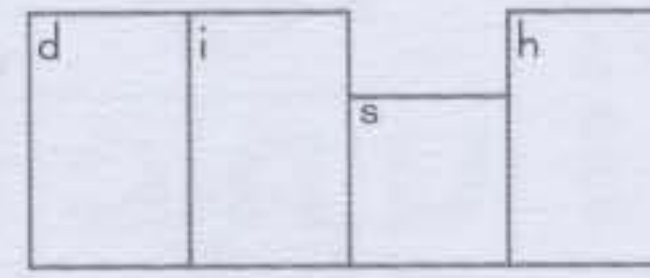
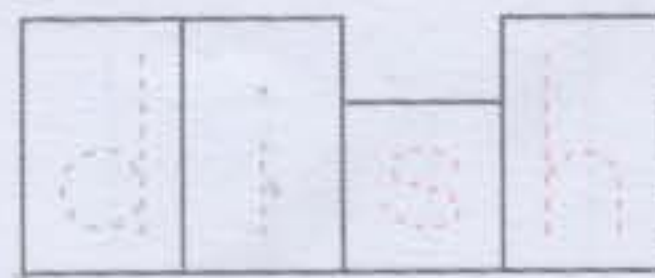
shoe



fish



dish



19

Writing Words

"th" Words


Name _____

Date _____

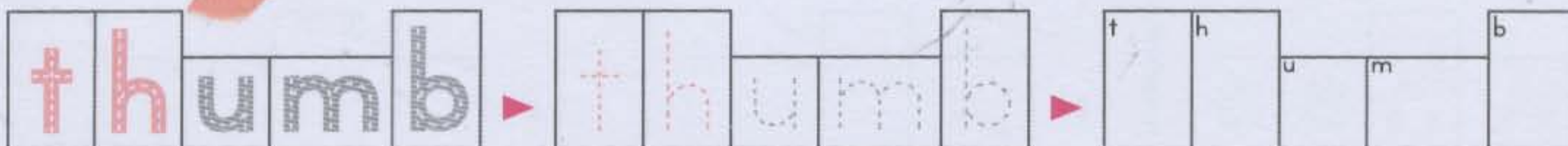
- Trace and write the letters while saying each word.
Pay special attention to the **th** sound.

three


3...



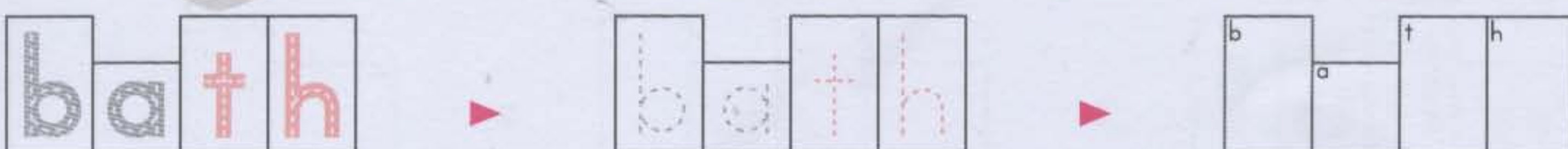
thumb



mouth



bath



"wh" Words

- Trace and write the letters while saying each word.
Pay special attention to the **wh** sound.

white



white

white

white

wheel



wheel

wheel

wheel

whale



whale

whale

whale

what




what

what

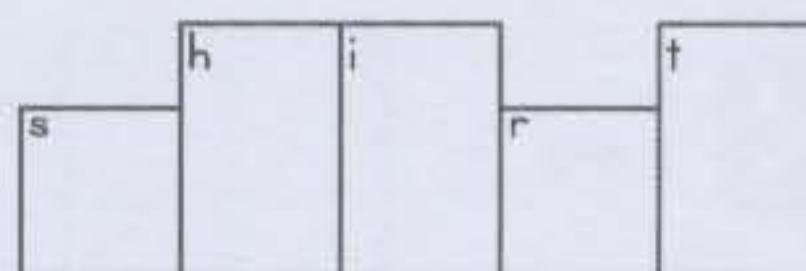
what

- Write the letters while saying each word.
Pay special attention to the **ch** and **sh** sounds.

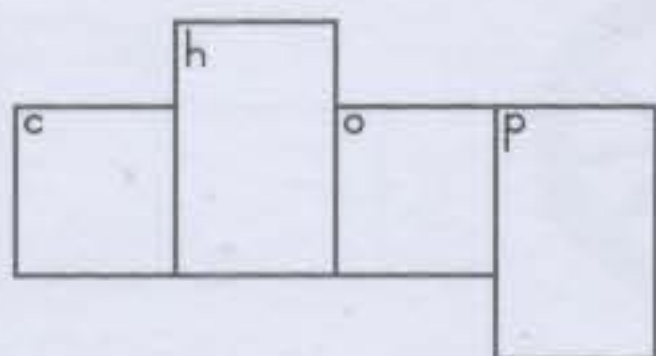
chin



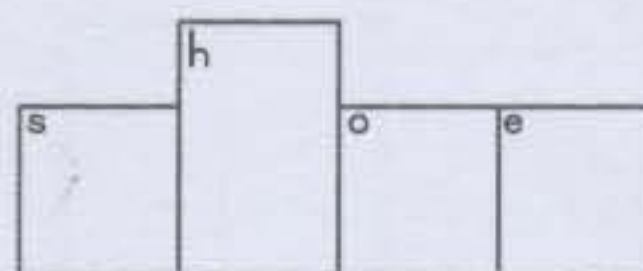
shirt




chop



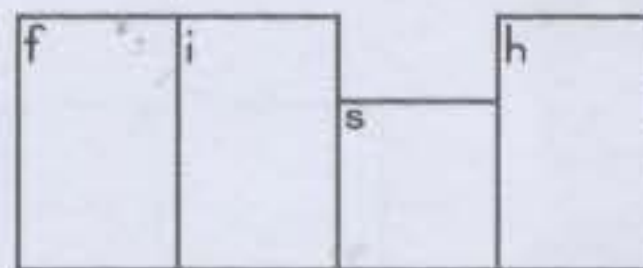
shoe




bench



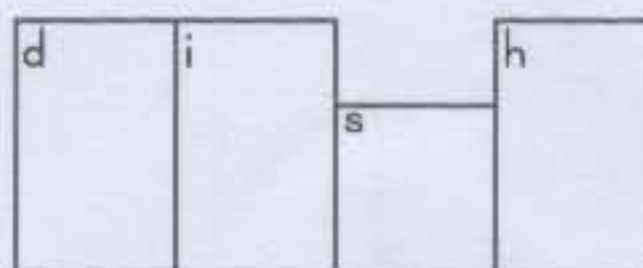
fish



lunch



dish



"th" and "wh" Words

- Write the letters while saying each word.
Pay special attention to the **th** and **wh** sounds.

three

3...

t	h	r	e	e
---	---	---	---	---

white



w	h	i	t	e
---	---	---	---	---

thumb



t	h	u	m	b
---	---	---	---	---

wheel



w	h	e	e	
---	---	---	---	--

mouth



m	o	u	t	h
---	---	---	---	---

whale



w	h	a	l	e
---	---	---	---	---

bath



b	a	t	h
---	---	---	---

what



w	h	a	t
---	---	---	---

Name


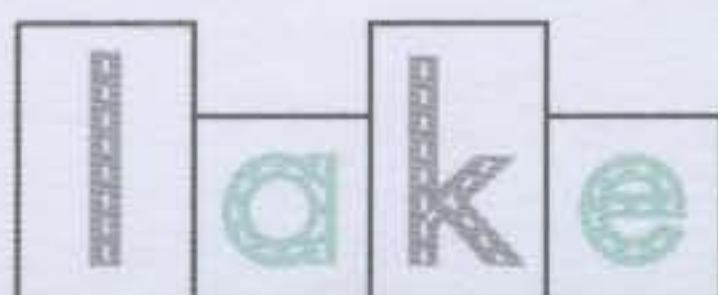
Date

To parents

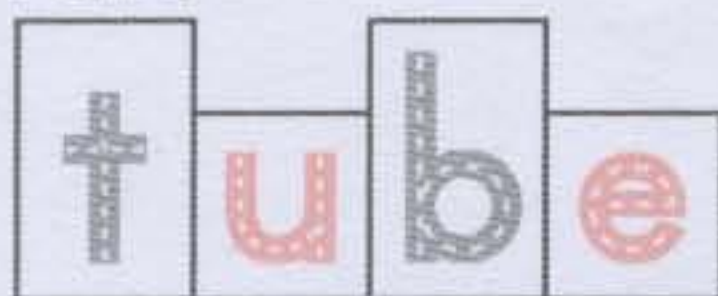
From this page on, your child will begin practicing words which include a vowel and a ‘silent e.’ Emphasize to your child that a vowel followed by a consonant and an ‘e’ makes the first vowel say its own name.

- Trace the letters while saying each word.
Pay special attention to the letters in color.

lake



tube



bike

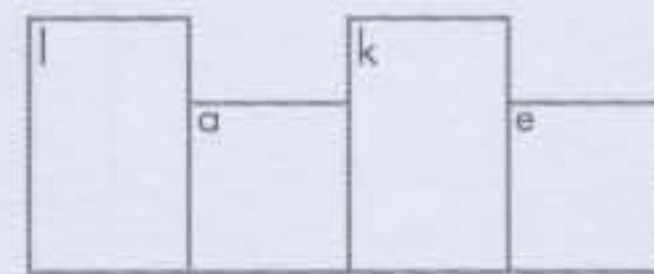
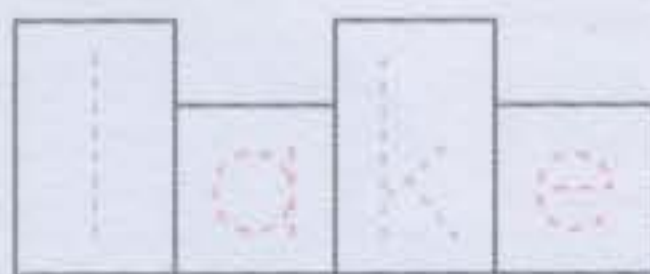


hole

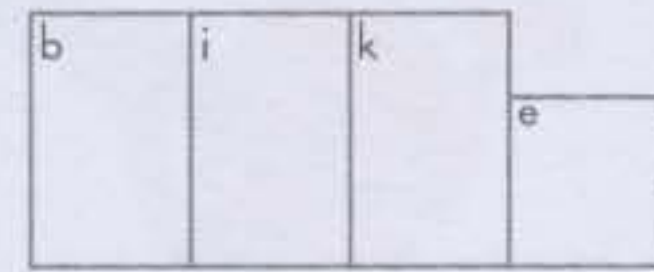



- Trace and write the letters while saying each word.
Pay special attention to the letters in color.

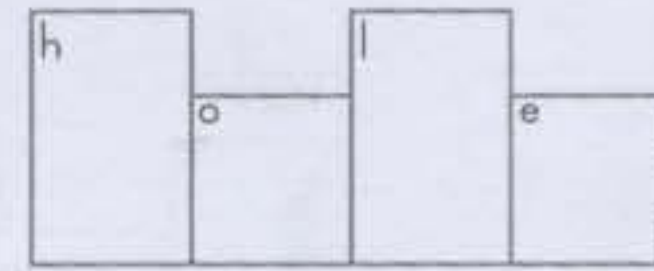
lake



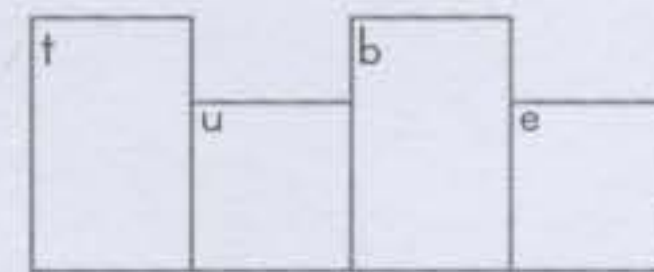


bike



hole



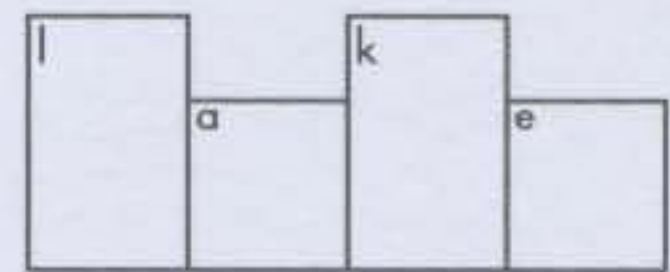
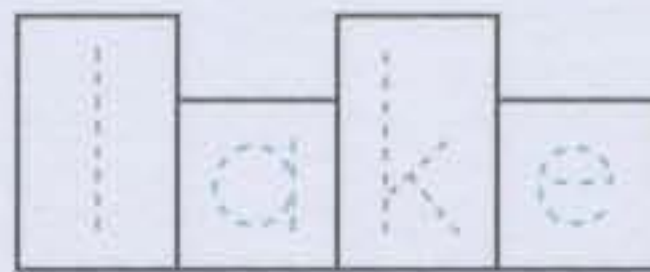

tube



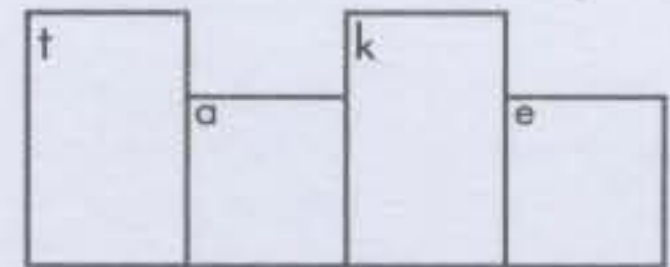
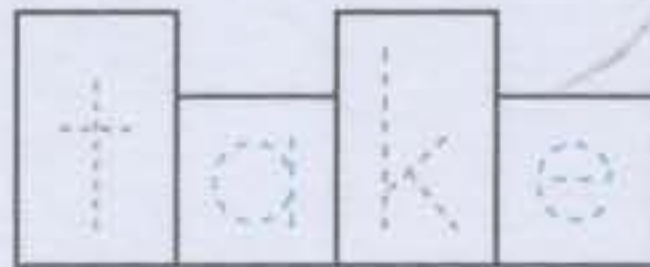
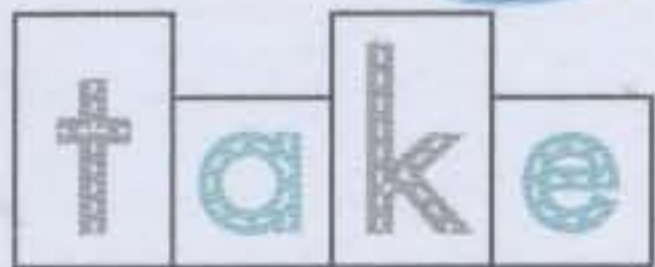
Name
Date

- Trace and write the letters while saying each word. Pay special attention to the **a** sound.

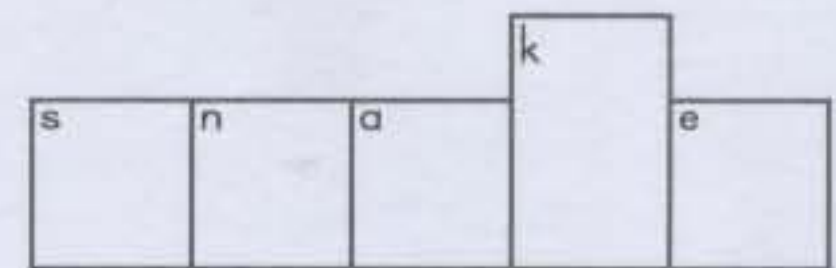
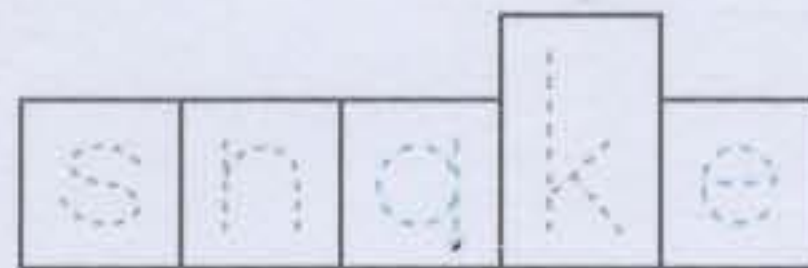
lake



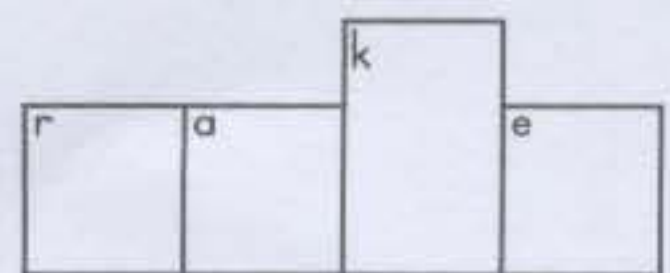
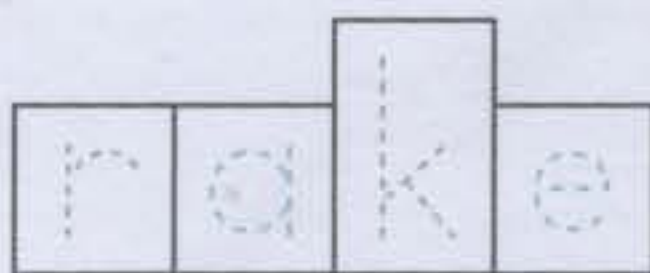
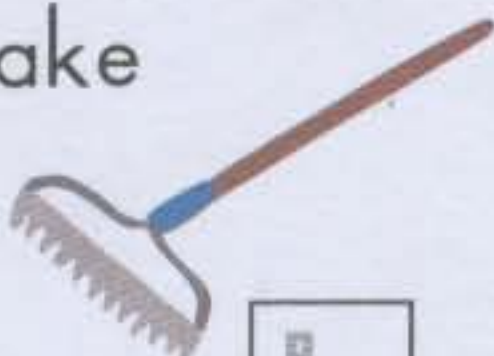
take



snake



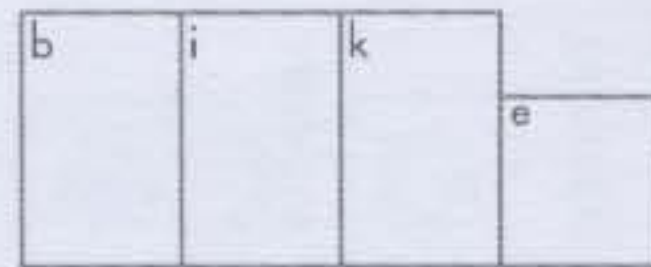
rake



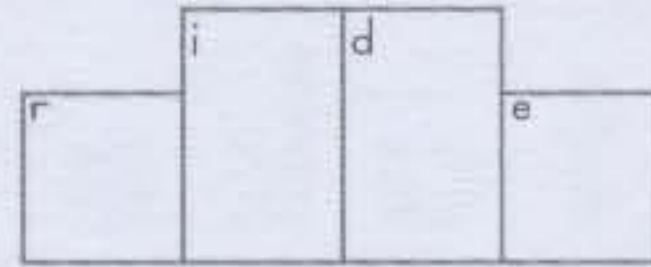
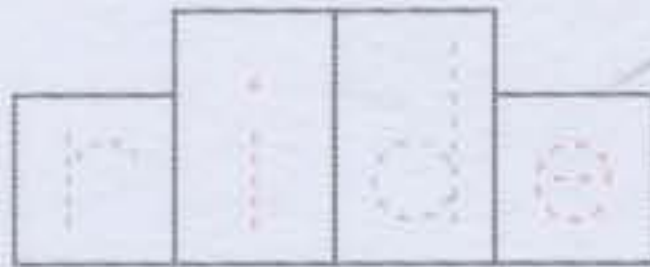
"_i_e" Words

- Trace and write the letters while saying each word. Pay special attention to the i sound.

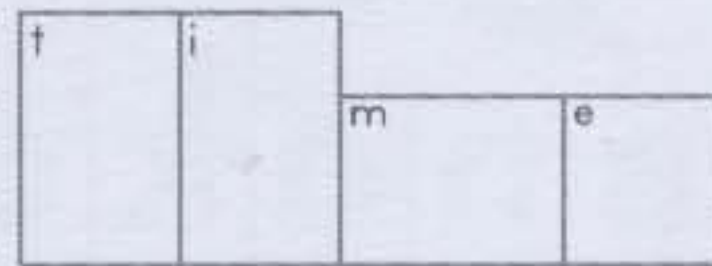
bike



ride

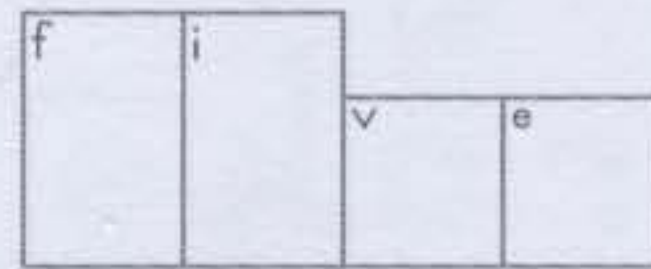
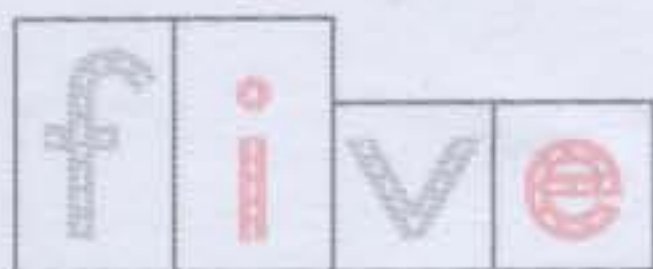


time



five

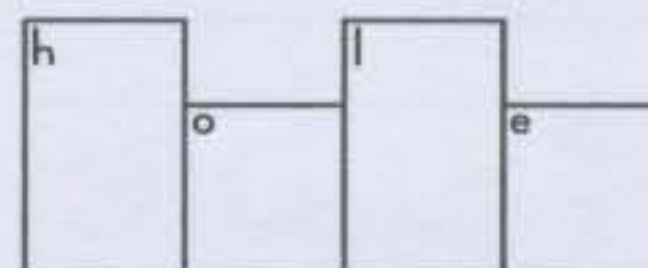
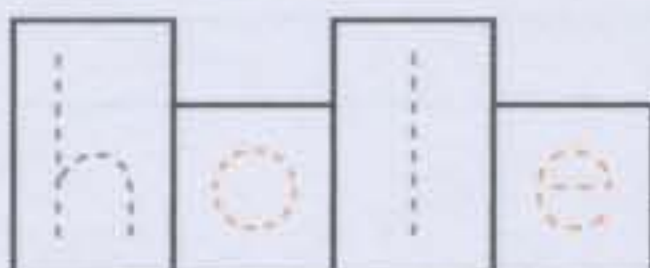
5.....




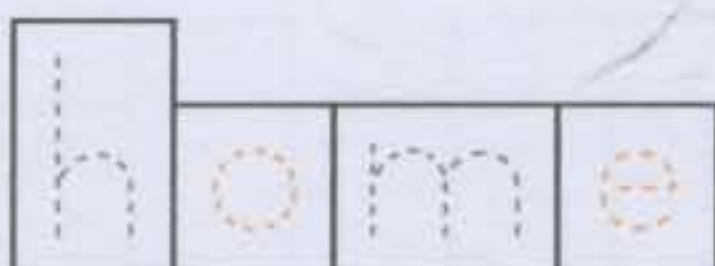
Name
Date

- Trace and write the letters while saying each word. Pay special attention to the o sound.



hole



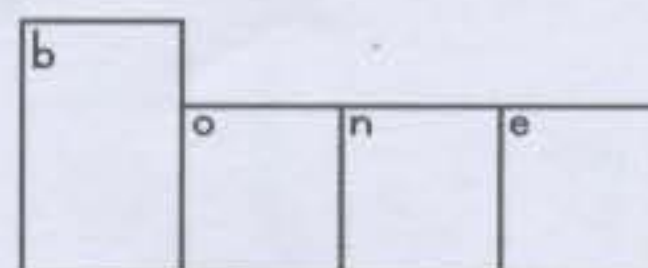
home



nose



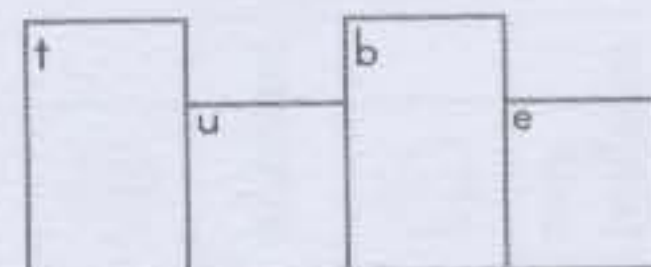
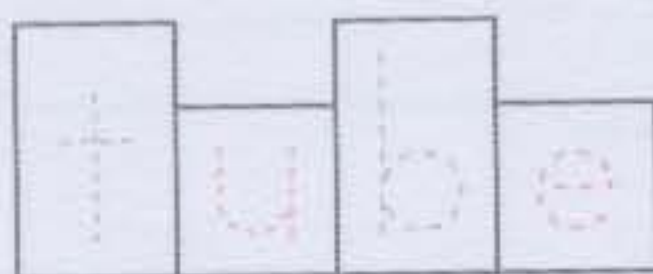

bone



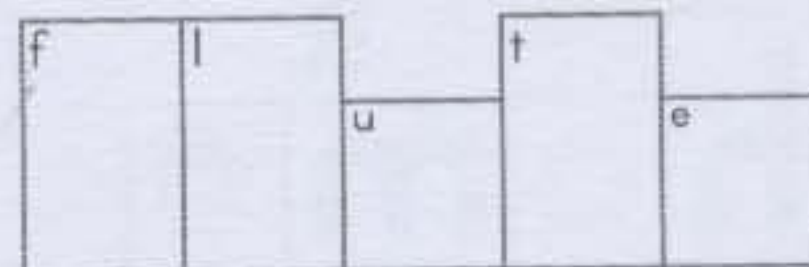
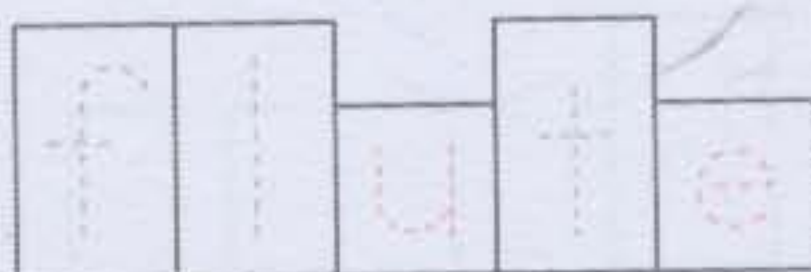
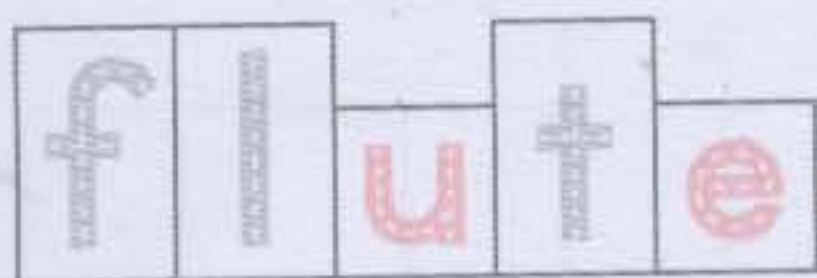
“_u_e” Words

- Trace and write the letters while saying each word.
Pay special attention to the **u** sound.



tube



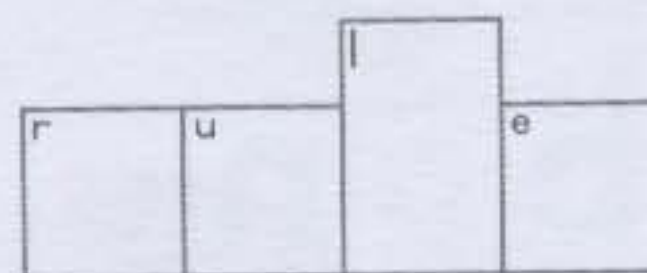
flute



tune

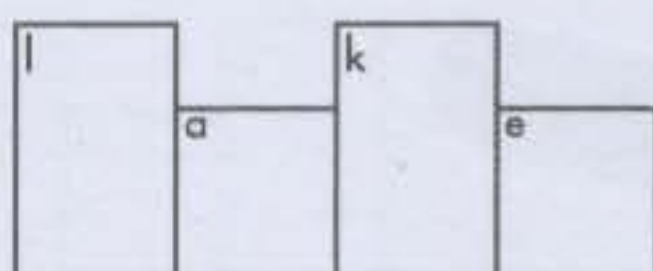


rule




- Write the letters while saying each word.
Pay special attention to the **a** and **i** sounds.

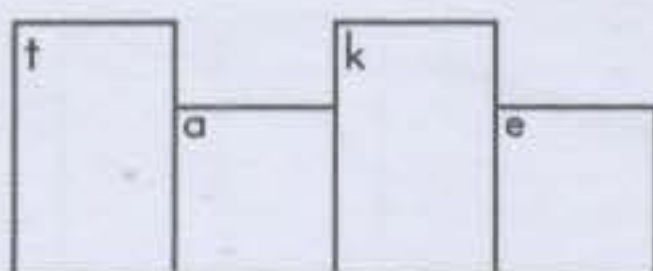
lake



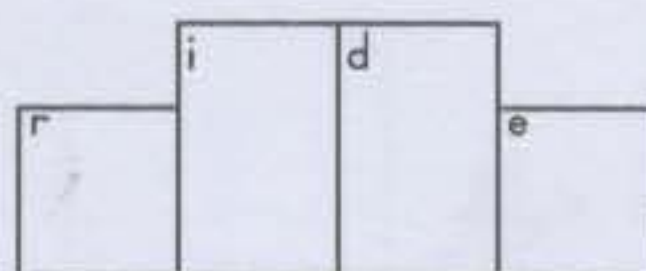
bike



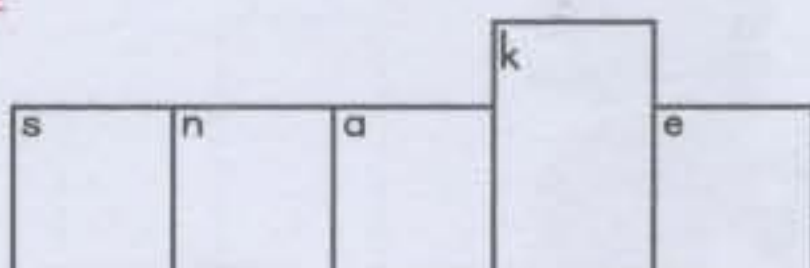
take



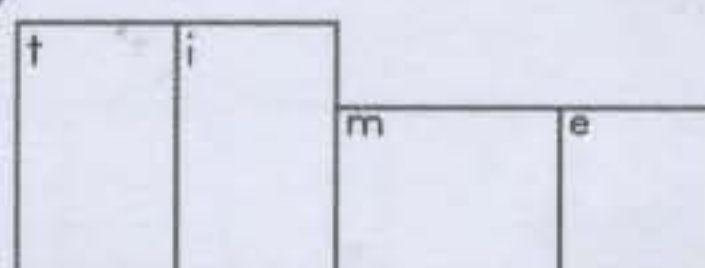
ride



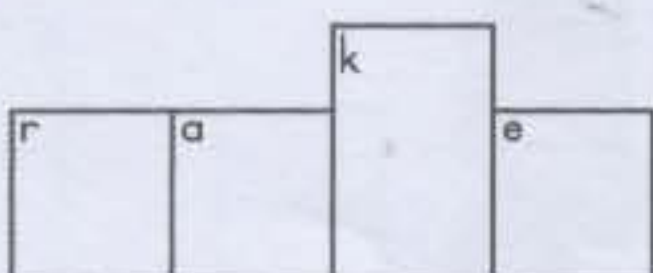
snake



time

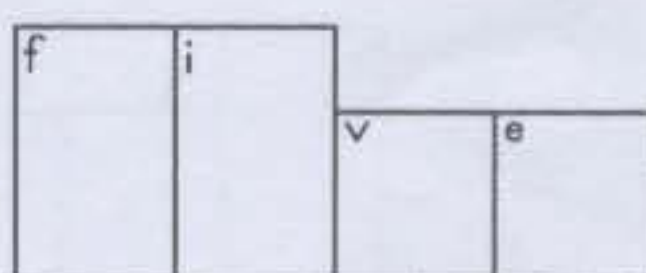


rake



five

5.....



“_o_e” and “_u_e” Words

- Write the letters while saying each word.
Pay special attention to the **o** and **u** sounds.

hole



h			
	o		e

tube



t			
	u	b	e

home



h			
	o	m	e

flute



f			
	l	u	e

nose



n			
	o	s	e

tune



t			
	u	n	e

bone



b			
	o	n	e

rule



r			
	u	l	e

Writing Words

"ee" "oo" "ai" "ea" Words


Name

Date

To parents

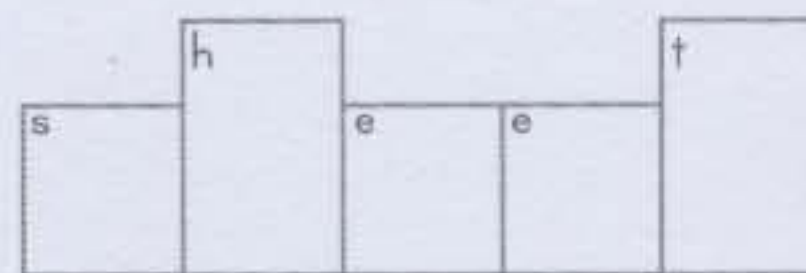
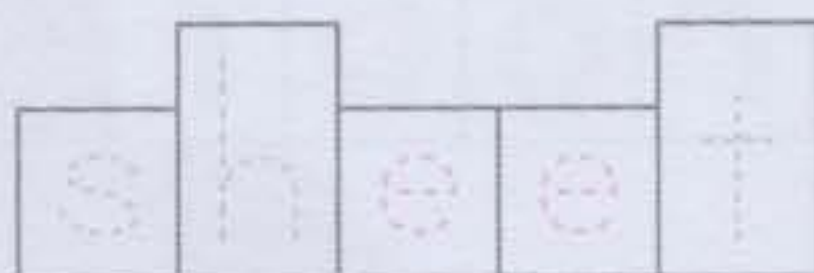
Paying attention to the vowel combinations in color, have your child say each word aloud. If your child seems to be having difficulty, try saying the word together while pointing at the word.

- Trace the letters while saying each word. Pay special attention to the letters in color.

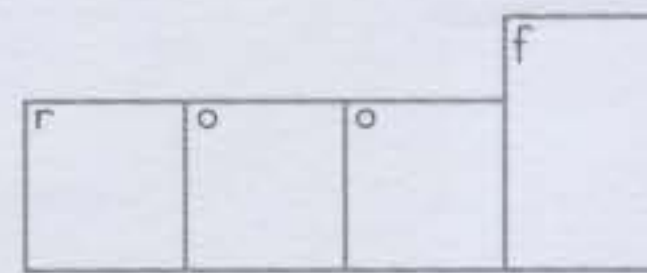


- Trace and write the letters while saying each word.
Pay special attention to the letters in color.

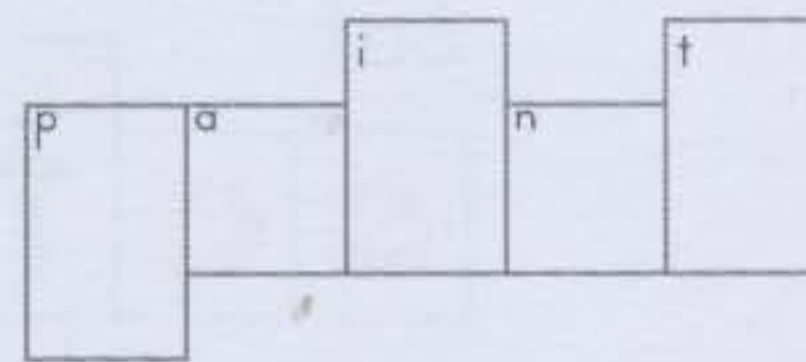
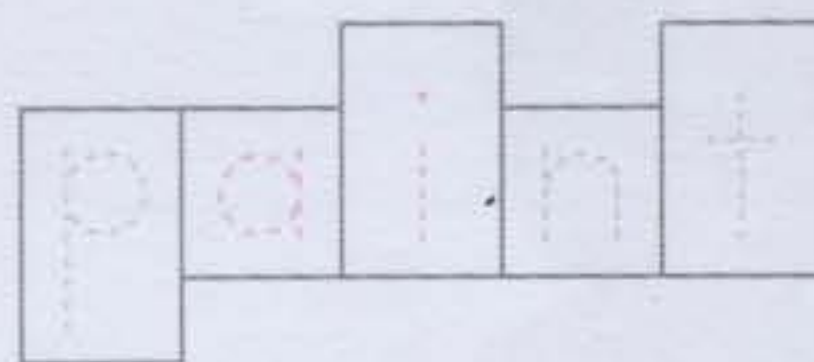
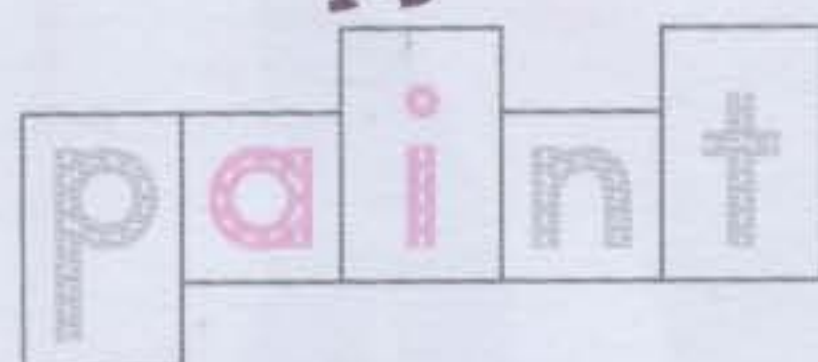
sheet



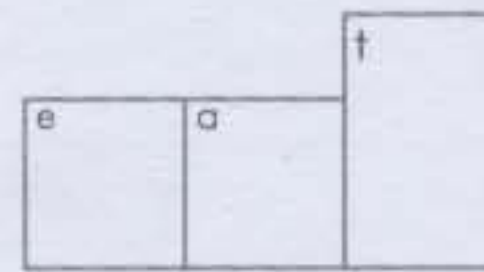
roof



paint



eat



Name
Date

- Trace and write the letters while saying each word.
Pay special attention to the **ee** sound.

sheet



s	h	e	e	t
---	---	---	---	---

▶

s	h	e	e	t
---	---	---	---	---

▶

s	h	e	e	t
---	---	---	---	---

see



s	e	e
---	---	---

▶

s	e	e
---	---	---

▶

s	e	e
---	---	---

bee



b	e	e
---	---	---

▶

b	e	e
---	---	---

▶

b	e	e
---	---	---

teeth



t	e	e	t	h
---	---	---	---	---

▶

t	e	e	t	h
---	---	---	---	---

▶

t	e	e	t	h
---	---	---	---	---

"oo" Words

- Trace and write the letters while saying each word.
Pay special attention to the **oo** sound.

roof



r o o f

r o o f

r o o f

zoo



z o o

z o o

z o o

room



r o o m

r o o m

r o o m

goose



g o o s e

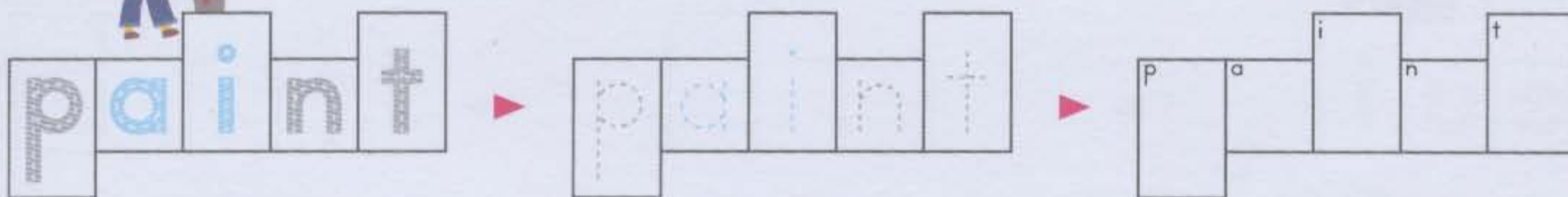
g o o s e

g o o s e

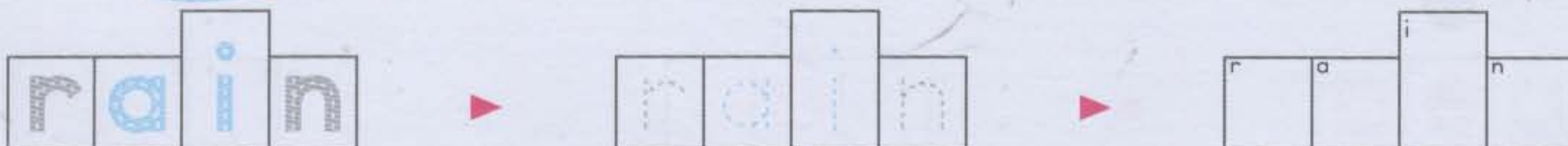
Name
Date

- Trace and write the letters while saying each word. Pay special attention to the **ai** sound.

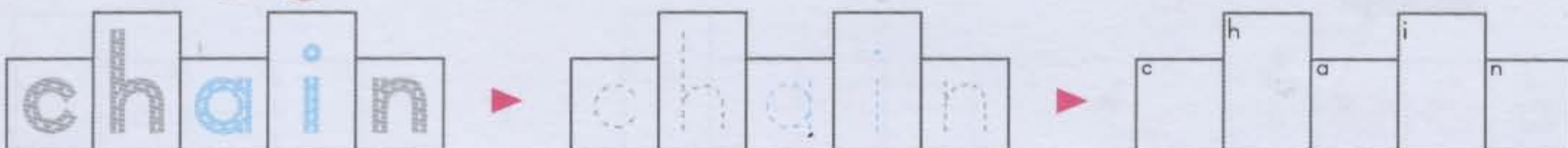
paint



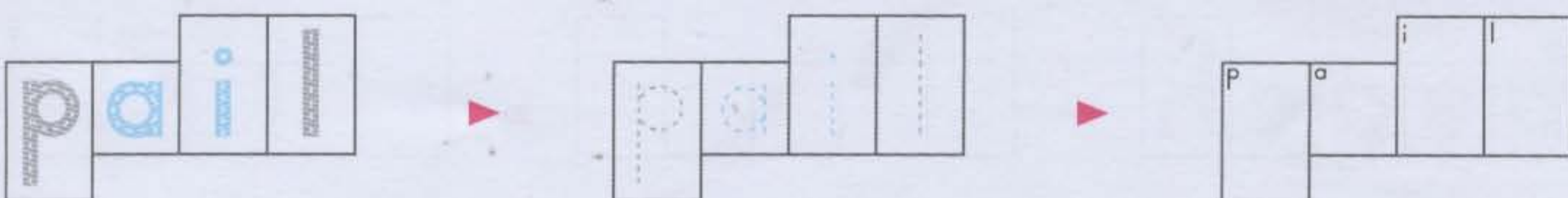
rain



chain



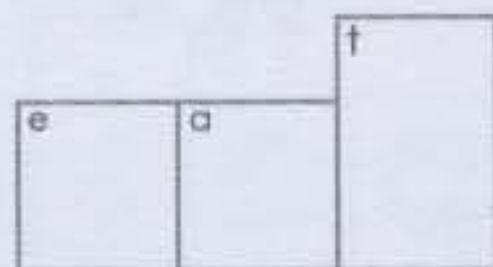
pail



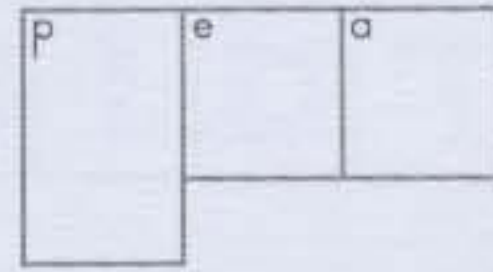


"ea" Words

- Trace and write the letters while saying each word. Pay special attention to the **ea** sound.

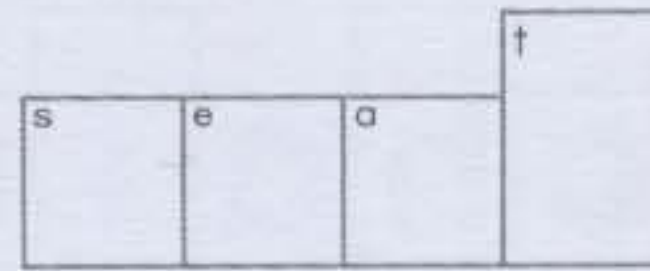
eat



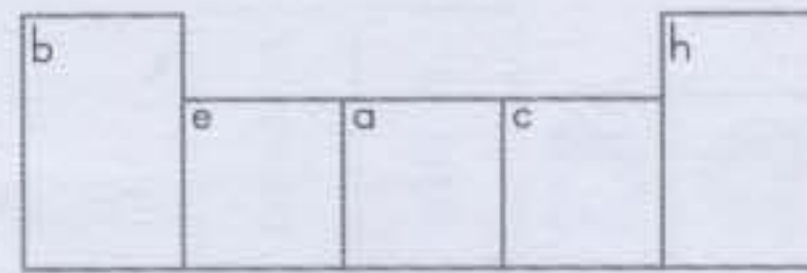
pea



seat



beach



28

Review

"ee" and "oo" Words

Name
Date

- Write the letters while saying each word.
Pay special attention to the **ee** and **oo** sounds.

sheet



s	h	e	e	t
---	---	---	---	---

roof



r	o	o	f
---	---	---	---

see



s	e	e
---	---	---

zoo



z	o	o
---	---	---

bee



b	e	e
---	---	---

room



r	o	o	m
---	---	---	---

teeth



t	e	e	t	h
---	---	---	---	---

goose



g	o	o	s	e
---	---	---	---	---

"ai" and "ea" Words

- Write the letters while saying each word.
Pay special attention to the **ai** and **ea** sounds.

paint



p	a	i	n	t
---	---	---	---	---

eat



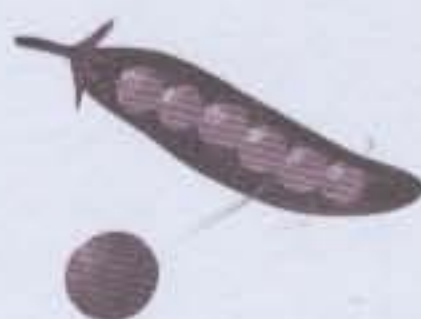
e	a	t
---	---	---

rain



r	a	i	n
---	---	---	---

pea



p	e	a
---	---	---

chain



c	h	a	i	n
---	---	---	---	---

seat



s	e	a	t
---	---	---	---

pail



p	a	i	l
---	---	---	---

beach



b	e	a	c	h
---	---	---	---	---

29

Writing Words

"ay" "oa" "ou" "oi" Words

Name

Date

To parents

Paying attention to the vowel combinations in color, have your child say each word aloud. If your child seems to be having difficulty, try saying the word together while pointing at the word.

- Trace the letters while saying each word.
Pay special attention to the letters in color.

house

h o u s e

road

r o a d

hay

h a y

point

p o i n t

- Trace and write the letters while saying each word.
Pay special attention to the letters in color.

hay



h a y

h a y

h a y

road



r o a d

r o a d

r o a d

house



h o u s e

h o u s e

h o u s e

point



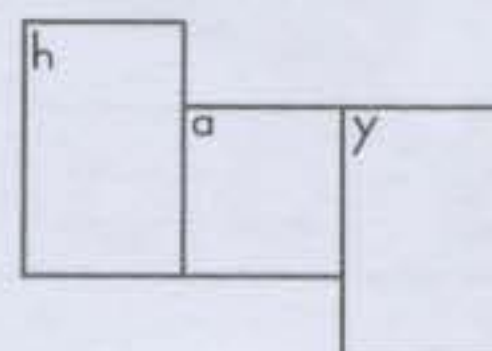
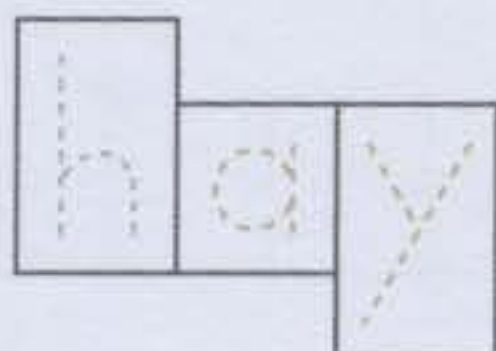
p o i n t

p o i n t

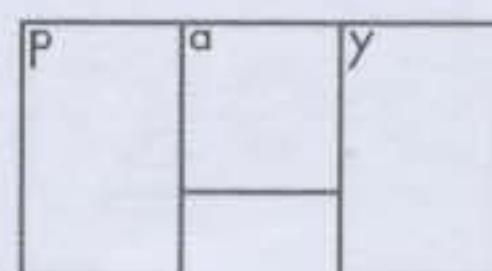

p o i n t

- Trace and write the letters while saying each word. Pay special attention to the **ay** sound.

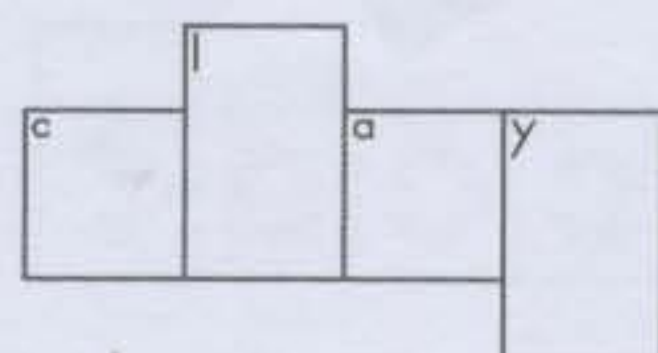
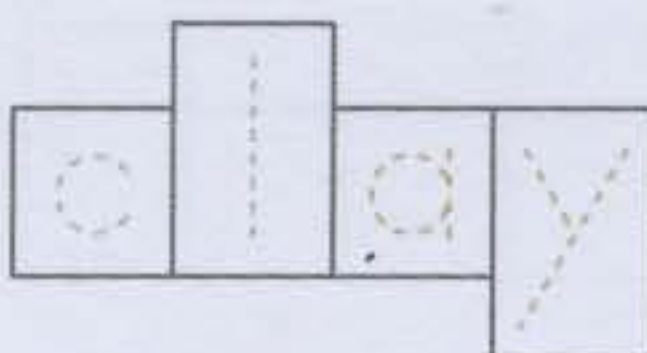
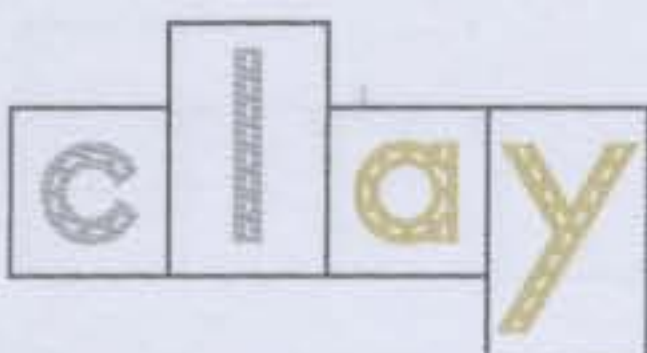
hay



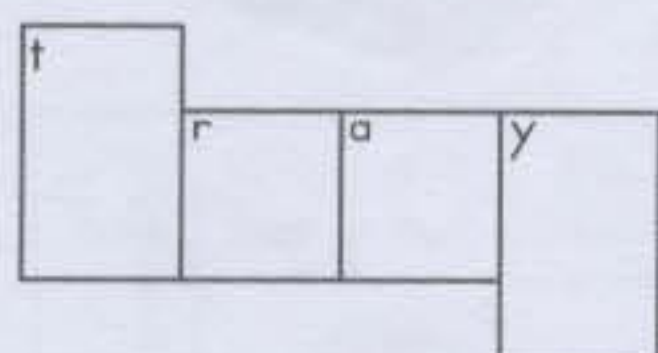
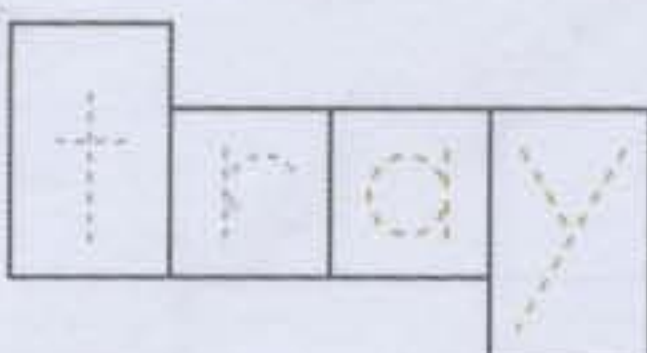
pay



clay



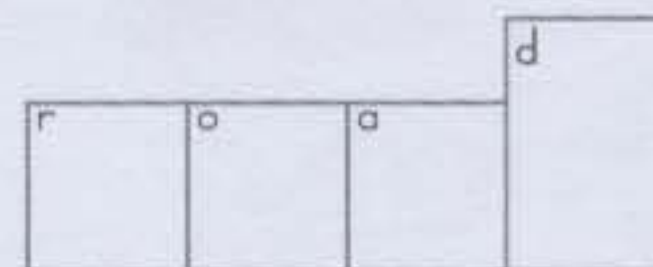

tray



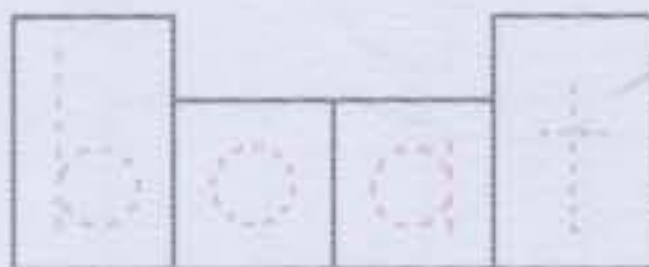
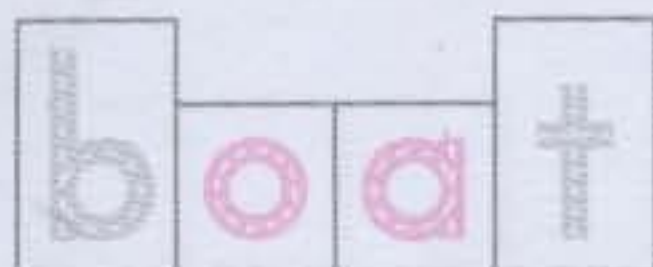
"oa" Words

- Trace and write the letters while saying each word. Pay special attention to the **oa** sound.

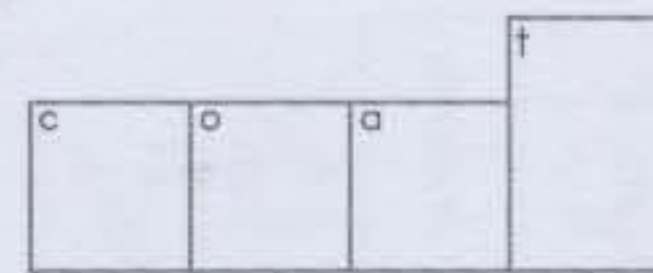
road



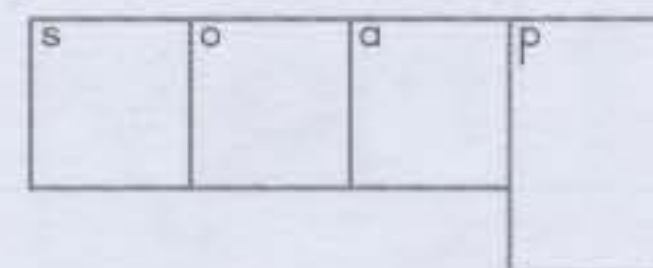
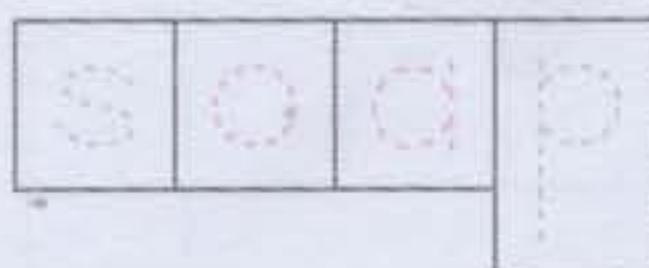
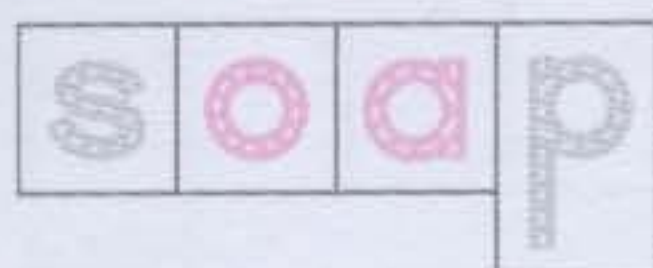
boat



coat



soap



Name
Date

- Trace and write the letters while saying each word. Pay special attention to the **ou** sound.

house



house

house

house

mouse



mouse

mouse

mouse

couch



couch

couch

couch

shout



shout

shout

shout

"oi" Words

- Trace and write the letters while saying each word. Pay special attention to the **oi** sound.

point



point

point

point

noise



noise

noise

noise

boil



boil

boil

boil

coin



coin

coin

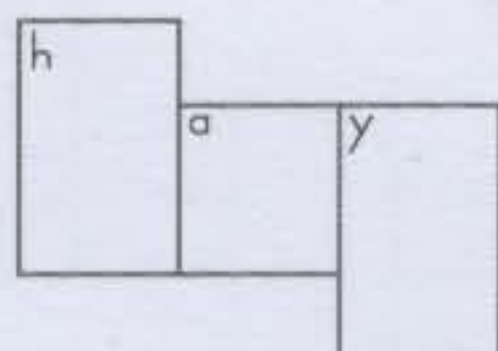
coin

Name _____

Date _____

- Write the letters while saying each word.
Pay special attention to the **ay** and **oa** sounds.

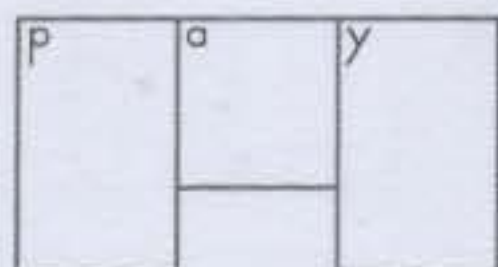
hay



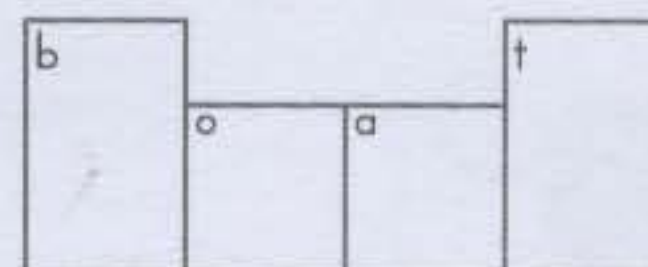
road



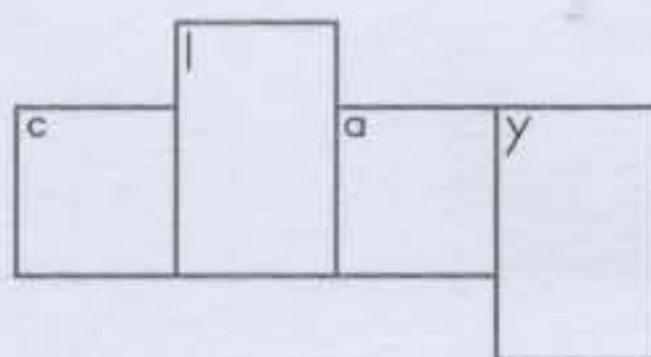
pay



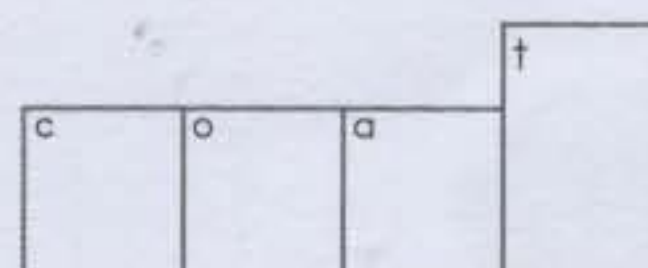
boat



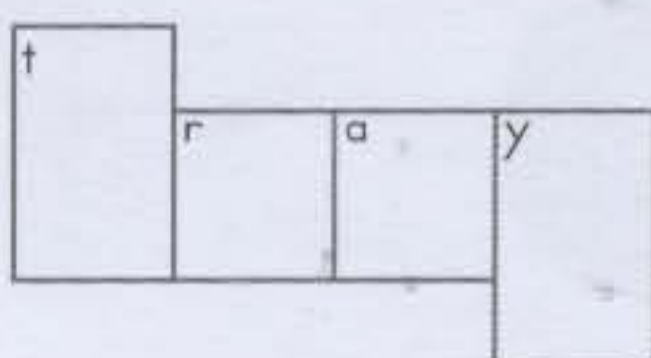
clay



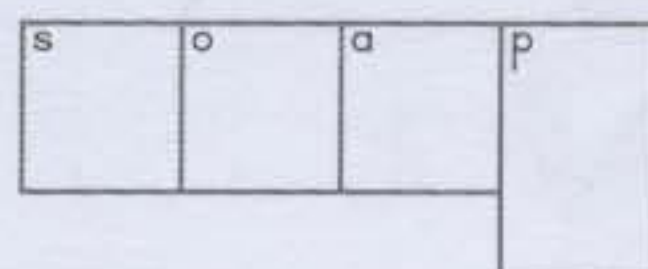
coat



tray



soap



"ou" and "oi" Words

- Write the letters while saying each word.
Pay special attention to the **ou** and **oi** sounds.

house



h				
	o	u	s	e

point



		i		t
p	o		n	

mouse



m				
	o	u	s	e

noise




		i		
n	o		s	e

couch



				h
c	o	u	c	

boil



b		i	
	o		l

shout



	h			t
s		o	u	

coin



		i	
c	o		n

33

Review Phrases

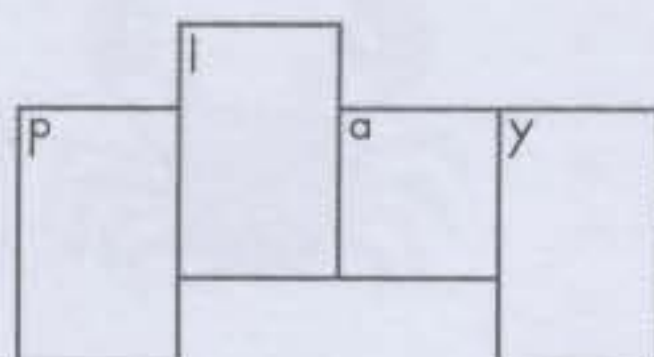
Name

Date

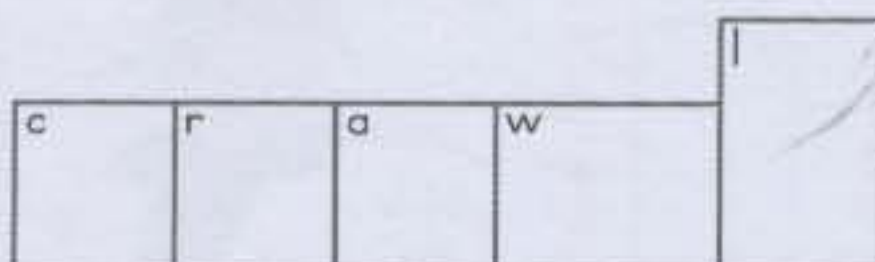
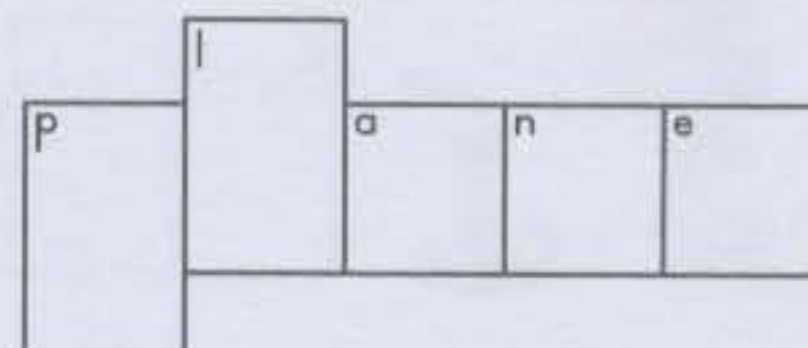
To parents

From this page on, your child will review the words that he or she has learned. On odd-numbered pages, these words will appear in phrases. If your child is still unsure of a word, please say the word as you point to it. Offer your child lots of praise at the completion of each phrase.

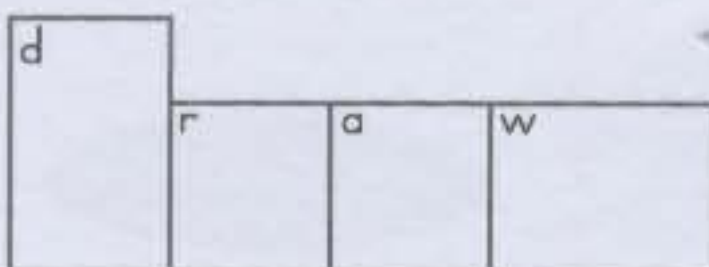
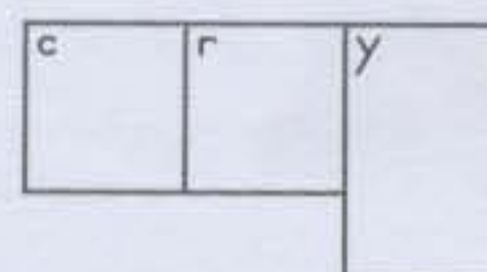
- Write the words and then say each phrase.



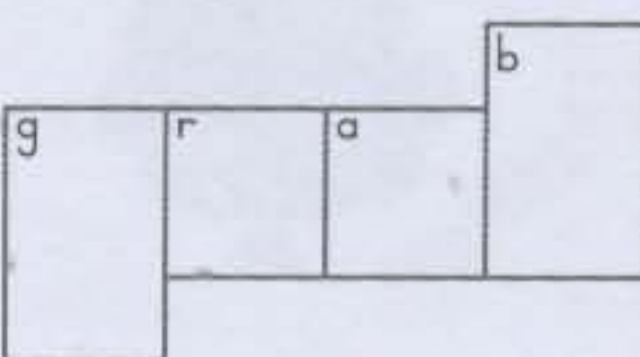

with



and



the



the



Words

■ Write the letters and then say each word.

blow



b			
	l		
		o	w

crab



			b
c	r	a	

climb



	c			
		i		
			m	b

drop



d			
	r	o	p

flag



f			
	l		
		a	g

grass



	g			
		r	a	s
			s	s

plate



	p			
		l		
			a	
				t
				e

tree



t			
	r	e	e

Name
Date

■ Write the words and then say each phrase.



s l i d e

on

s l e d



s p i n

a

s p o o n



s t a r t

and

s t o p



s w i m


and

s w i n g

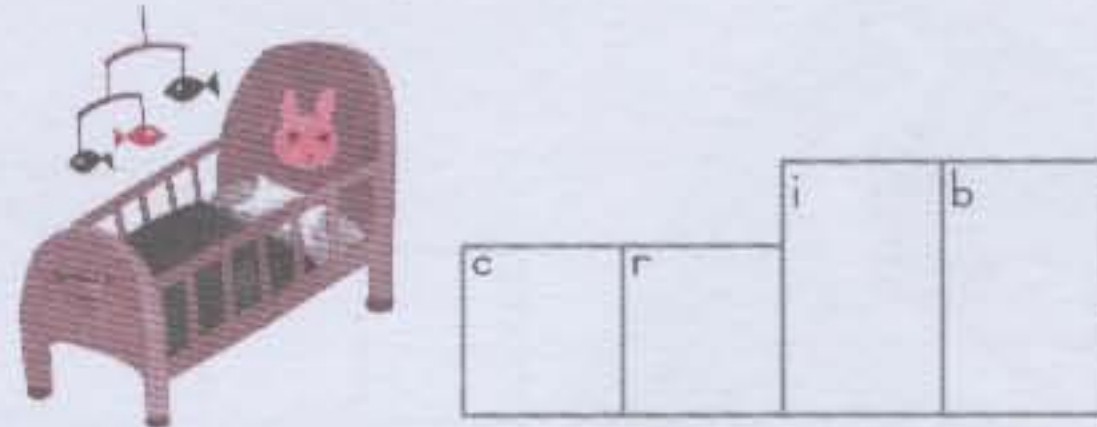
Words

■ Write the letters and then say each word.

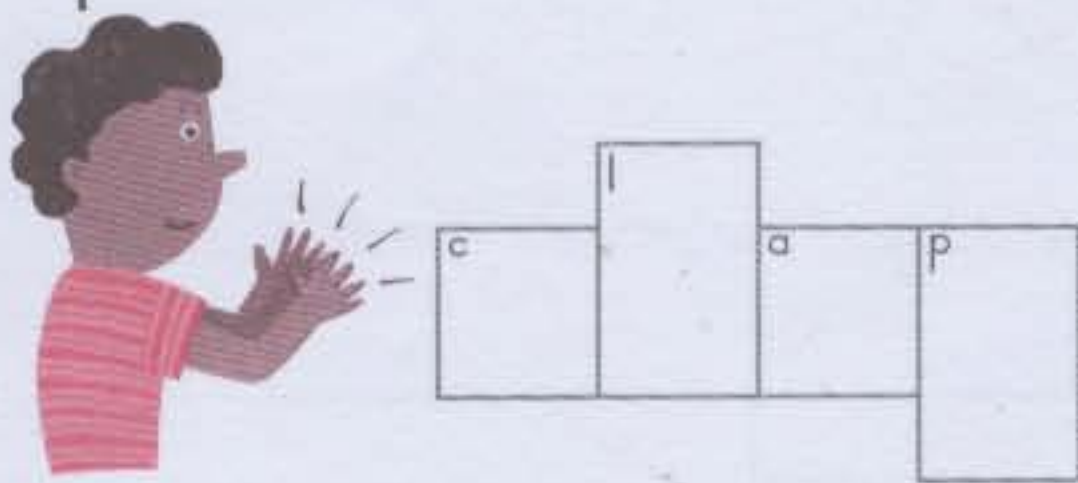
black



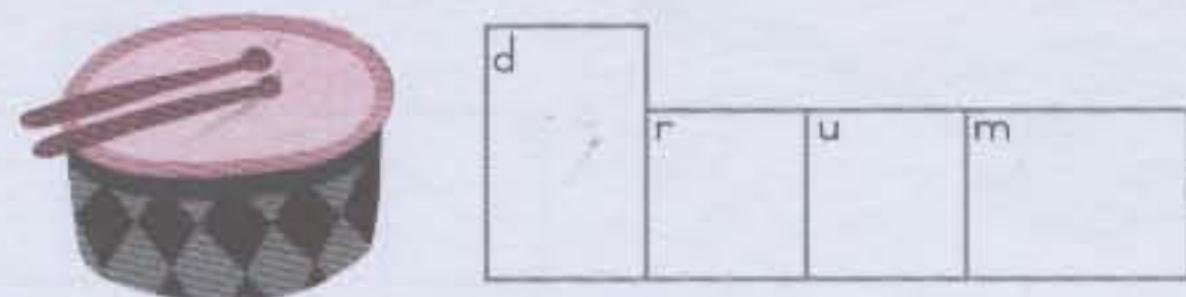
crib




clap



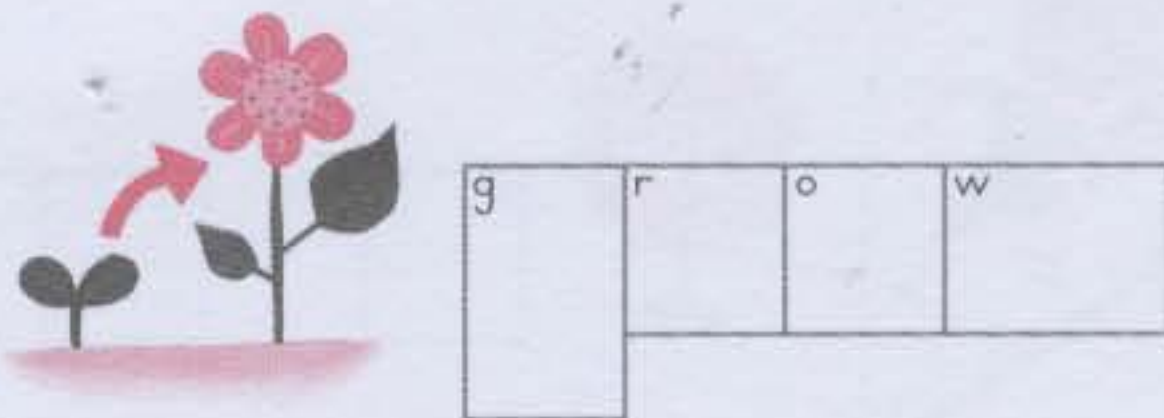
drum



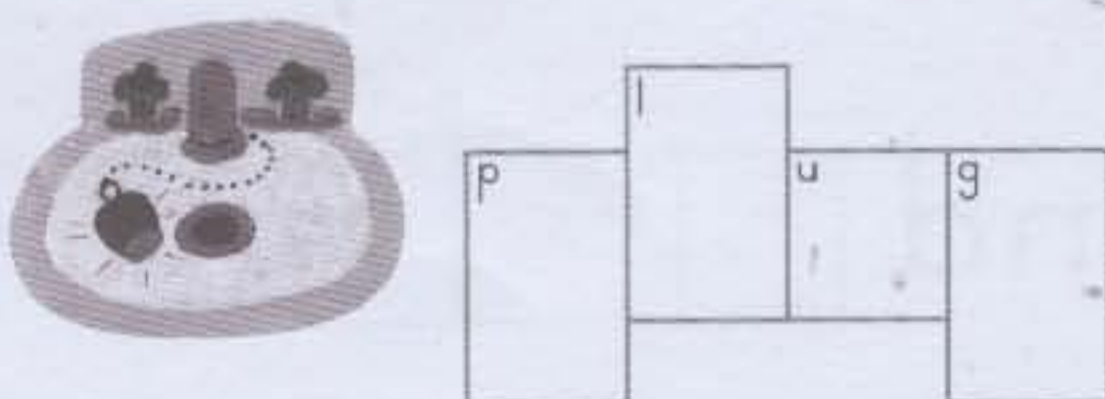
fly



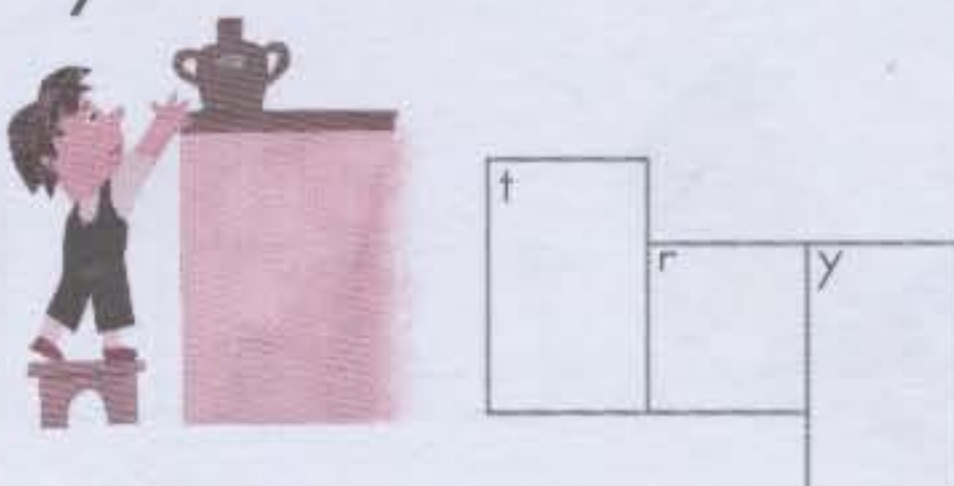
grow



plug



try



35

Review Phrases

Name
Date

■ Write the words and then say each phrase.



j	u	m	p

on

b	u	m	p



c	a	m	p

with

l	a	m	p



c	h	o	p

the

l	u	n	c	h



s	h	o	e

and

s	h	i	r	t

Words

■ Write the letters and then say each word.

sleep



s	l	e	e	p
---	---	---	---	---

pond



p	o	n	d
---	---	---	---

sport



s	p	o	r	t
---	---	---	---	---

wink



w	i	n	k
---	---	---	---

stand



s	t	a	n	d
---	---	---	---	---

ant



a	n	t
---	---	---

swan



s	w	a	n
---	---	---	---

ink



i	n	k
---	---	---

36

Review Phrases

Name
Date

■ Write the words and then say each phrase.



t	h	r	e	e
---	---	---	---	---

in

b	a	t	h
---	---	---	---



t	a	k	e
---	---	---	---

the

r	a	k	e
---	---	---	---



r	i	d	e
---	---	---	---

the

b	i	k	e
---	---	---	---



h	a	m	e
---	---	---	---

in

h	o	l	e
---	---	---	---

Words

■ Write the letters and then say each word.

slip



s	l	i	p
---	---	---	---

send



s	e	n	d
---	---	---	---

spell



s	p	e	l	l
---	---	---	---	---

drink



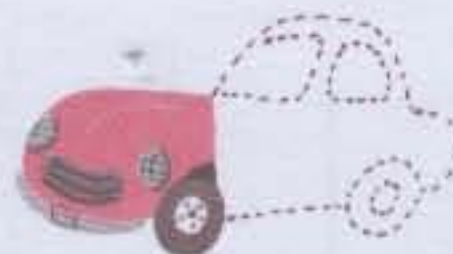
d	r	i	n	k
---	---	---	---	---

step



s	t	e	p
---	---	---	---

front



f	r	o	n	t
---	---	---	---	---

sweep



s	w	e	e	p
---	---	---	---	---

skunk



s	k	u	n	k
---	---	---	---	---

Name
Date

■ Write the words and then say each phrase.



g	o	o	s	e		on	r	o	o	f
---	---	---	---	---	--	----	---	---	---	---



p	a	i	n	t		in	r	a	i	n
---	---	---	---	---	--	----	---	---	---	---



p	a	i	l		on	c	h	a	i	n
---	---	---	---	--	----	---	---	---	---	---



e	a	t		on	s	e	a	t
---	---	---	--	----	---	---	---	---

Words

■ Write the letters and then say each word.

plant



p	l	a	n	t
---	---	---	---	---

tube



t	u	b	e
---	---	---	---

chin



c	h	i	n
---	---	---	---

time



t	i	m	e
---	---	---	---

thumb



t	h	u	m	b
---	---	---	---	---

nose



n	o	s	e
---	---	---	---

white



w	h	i	t	e
---	---	---	---	---

flute



f	l	u	t	e
---	---	---	---	---

Name
Date

■ Write the words and then say each phrase.



s	o	a	p

on

b			t
	o	a	



c	o	a	t

on

r	o	a	d



m	o	u	s	e

in

h				
	o	u	s	e



		i		t
p	o		n	

at

		i		
n	o		s	e

Words

■ Write the letters and then say each word.

bent



b		e	n	t
---	--	---	---	---

tune



t		u	n	e
---	--	---	---	---

bench



b		e	n	c	h
---	--	---	---	---	---

five

5.....

f	i		v	e
---	---	--	---	---

mouth



m		o	u	t	h
---	--	---	---	---	---

bone



b		o	n	e
---	--	---	---	---

wheel



w		h	e	e	l
---	--	---	---	---	---

rule



r	u		l	e
---	---	--	---	---

Name
Date

To parents

On this page and on page 79, the words your child has learned so far will appear in sentences. If your child is still unsure of a word, please say the word as you point to it. Offer your child lots of praise at the completion of each sentence.

■ Write the words and then say each sentence.



The

b	l	o	c	k
---	---	---	---	---

 is

b	l	u	e
---	---	---	---

.



The

c	l	o	c	k
---	---	---	---	---

 is

c	l	e	a	n
---	---	---	---	---

.



The

f	l	o	o	r
---	---	---	---	---

 is

f	l	a	t
---	---	---	---

.



The

t	r	u	c	k
---	---	---	---	---

 is on the

t	r	a	i	n
---	---	---	---	---

.

Words

■ Write the letters and then say each word.

whale



w	h	a	l	e
---	---	---	---	---

hay



h	a	y
---	---	---

see



s	e	e
---	---	---

couch



c	o	u	c	h
---	---	---	---	---

zoo



z	o	o
---	---	---

boil



b	o	i	l
---	---	---	---

pea



p	e	a
---	---	---

pay



p	a	y
---	---	---



Review

Simple Sentences

Name
Date

■ Write the words and then say each sentence.



The

h			d
	a	n	

 is in the

s	a	n	d
---	---	---	---

.



The

f	i		h
		s	

 is on a

d	i		h
		s	

.



The

			k	
s	n	a		e

 is in the

l		k	
	a		e

.



The

b		
	e	e

 is on the

	h		t
s		e	e

.

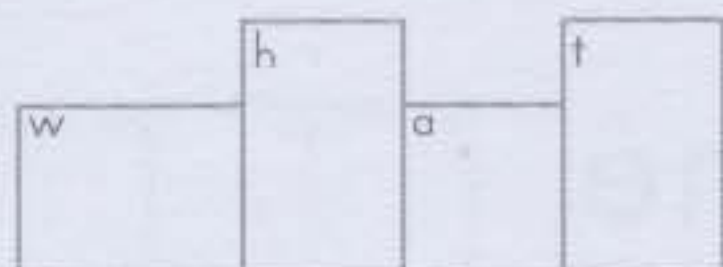
Words

To parents

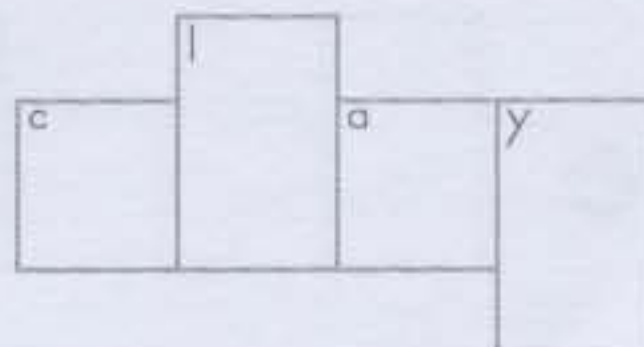
Has your child enjoyed expanding his or her vocabulary? Your child has become familiar with many new words through the exercises in this book. Please give your child lots of praise for the effort it took to achieve this goal.

■ Write the letters and then say each word.

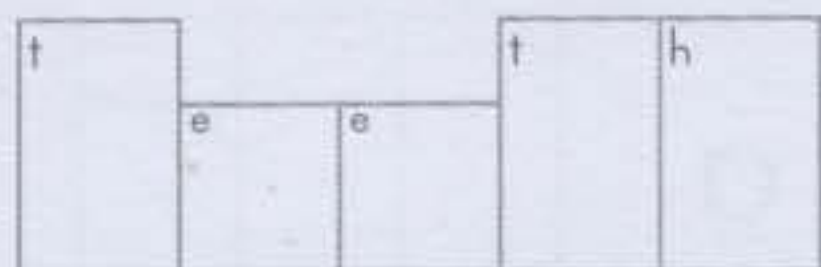
what



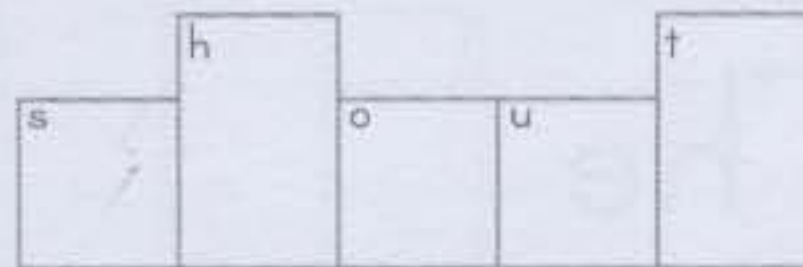
clay



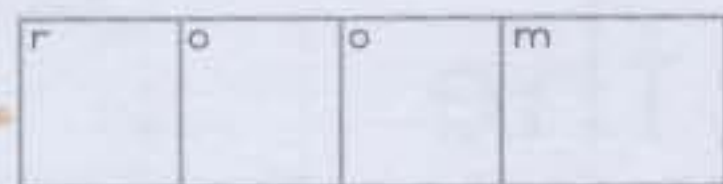
teeth



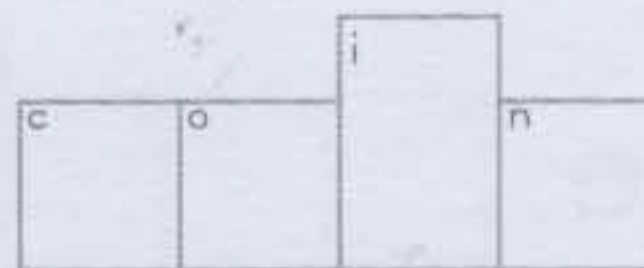
shout



room



coin



beach



tray

