

## Advent Calendar

twenty-one: Christmas card,  
 sixteen: shepherd, seven: donkey,  
 eleven: candle, twenty-four: angel,  
 three: Father Christmas, thirteen: turkey,  
 eight: snowflake, nineteen: Christmas tree,  
 six: bell, fourteen: snowman, one: holly,  
 twenty-five: baby Jesus,  
 seventeen: reindeer, ten: kings,  
 twenty-two: present, five: Christmas cake,  
 four: hat, eighteen: star, twelve: robin,  
 nine: bauble, twenty-three: Christmas  
 pudding, two: cracker, fifteen: sleigh,  
 twenty: stocking.

## Christmas Show

1. Martine is acting in the Nativity play.
2. Alistair is playing the trumpet.
3. Rebecca is pulling the curtains.
4. Ranjeet is painting the scenery.
5. Anna is playing the drums.
6. Liam is reading a poem.
7. Adelle is singing a carol.
8. Paul is helping with the lights.
9. Danielle is giving presents to the children.
10. Richard is selling the tickets.
11. Emma is making the costumes.
12. Oliver is making the masks.

C	O	S	T	U	M	E	S	F	A	S	T	M
P	L	A	Y	I	N	G	P	H	E	C	R	A
A	D	C	C	C	H	I	L	D	R	E	N	S
I	R	A	P	U	E	H	A	T	P	N	S	K
N	U	R	L	R	L	R	Y	R	U	E	E	S
T	M	O	A	T	P	L	I	U	L	R	L	I
I	S	L	Y	A	I	I	N	M	L	Y	L	N
N	M	A	K	I	N	G	G	P	I	I	I	G
G	I	V	I	N	G	H	S	E	N	T	N	I
P	O	E	M	S	M	T	A	T	G	S	G	N
T	I	C	K	E	T	S	A	C	T	I	N	G
M	A	K	I	N	G	R	E	A	D	I	N	G

Jonathan is C: Father Christmas

## Giant Christmas Crossword

M	E	R	R	Y	C	H	R	I	S	T	M	A	S
I					R	A	I			A	N	T	
N	O			S	T	A	M	P		N	K	A	
C				N	C				U	G	L	I	E
E				D	O	N	K	E	Y	E		N	
P				W	E	E	R			G	E	T	
I	V	Y			R	U	L	E	S				I
E	E			L			L	A		E	W	A	N
S	A	N	T	A		S	O	R	R	Y			S
				L			C	R	O	W	N		E
F	L	A	M	E		I			L		O	I	L
				M	I	S	T	L	E	T	O	E	
				O		S	E				G	A	M
P	R	E	S	E	N	T	S			S	T	I	R
U													
				U						N	O		
D	A	Y			B	A	R	K		W	A	T	C
D					H	E	K			M	E	N	
I	S				L	E	V	E			O	N	
N					H	O	L	L	Y		C	A	R
G					E				I	I	U		
					W	R	A	P	P	I	N	G	P

## A Christmas Carol


The Ghost of Christmas Past: 2, 8, 10, 12  
 The Ghost of Christmas Present: 1, 5, 6, 11  
 The Ghost of Christmas Future: 3, 4, 7, 9

What happens next? b) Scrooge will  
 become kinder and pay Bob Cratchit more  
 money.

# Advent Calendar

Advent calendars are popular in December. You can count the days from the 1st of December to the 25th of December – Christmas Day. Every day you open a door and find a picture.

Look at the advent calendar. Write the names of the pictures next to the numbers.



1. holly
2. cracker
3. Father Christmas
4. hat
5. Christmas cake
6. bell
7. donkey
8. snowflake
9. bauble
10. kings
11. candle
12. robin
13. turkey
14. snowman
15. sleigh
16. shepherd
17. reindeer
18. star
19. Christmas tree
20. stocking
21. Christmas card
22. present
23. Christmas pudding
24. angel
25. baby Jesus

twenty-one	Christmas card	six		eighteen	
sixteen		fourteen		twelve	
seven		one		nine	
eleven		twenty-five		twenty-three	
twenty-four		seventeen		two	
three		ten		fifteen	
thirteen		twenty-two		twenty	
eight		five			
nineteen		four			


# Christmas Show

Jonathan's school is doing a Christmas show. Lots of people are helping.

Find the words in the wordsearch and complete the sentences.



Martine is ..acting.....  
in the Nativity ..play.....



Alistair is ..p.....  
the ..t.....



Rebecca is ..p.....  
the ..c.....



Ranjeet is ..p.....  
the ..s.....



Anna is ..p.....  
the ..d.....



Liam is ..r.....  
a ..p.....



Adelle is ..s.....  
a ..c.....



Paul is ..h..... with  
the ..l.....



Danielle is ..g.....  
presents to the ..c.....



Richard is ..s.....  
the ..t.....



Emma is ..m.....  
the ..c.....



Oliver is ..m.....  
the ..m.....

C	O	S	T	U	M	E	S	F	A	S	T	M
P	L	A	Y	I	N	G	P	H	E	C	R	A
A	D	C	C	H	I	L	D	R	E	N	S	
I	R	A	P	U	E	H	A	T	P	N	S	K
N	U	R	L	R	L	R	Y	R	U	E	E	S
T	M	O	A	T	P	L	I	U	L	R	L	I
I	S	L	Y	A	I	I	N	M	L	Y	L	N
N	M	A	K	I	N	G	G	P	I	I	I	G
G	I	V	I	N	G	H	S	E	N	T	N	I
P	O	E	M	S	M	T	A	T	G	S	G	N
T	I	C	K	E	T	S	A	C	T	I	N	G
M	A	K	I	N	G	R	E	A	D	I	N	G

What is Jonathan in the Christmas show? Look at the letters left over in the wordsearch and write the words under the correct picture.



A



B



C



# Giant Christmas Crossword

Across →

1. (5, 9)



8. (3)



9. "Shall we dress up as reindeer for the Christmas party?"  
"....., let's dress up as elves." (2)

10. (5)



11. (6)



12. (6)



14. "Let's ..... up at 4 o'clock on Christmas morning to open our presents." (3)

16. (3)




18. (5)  
This game is for 2-4 players.  
You need a dice and counters. The first player to throw a six starts. You must not land on the same square as your opponent

21. (2)



22. Anagram of **AWNE**  
(boy's name). (4)

23. ....  
Claus (5)



25. (5)



26. (5)



27. "Why don't ..... go carol singing?"  
"That's a good idea." (2)

28. (5)



32. (3)



33. (9)



37. "How about playing some ..... after Christmas dinner?" (5)

39. (8)







43. The 25th of December is Christmas ..... (3)

44. Ducks quack, horses neigh and dogs ..... (4)

45. "Shall we ..... the film on television now?" (5)

48. David is very happy. .... loves his Christmas presents. (2)



50. Christmas ..... a very happy time of year. (2)

51. The day before Christmas Day is Christmas ..... (3)




Down ↓




3. A kind of music. (3)



5. "What shall we do now?" "How about ..... the Christmas cake?" (6)



13. The colour of 7 down. (6)




17. Japanese money. (3)

19. "I want to ..... lots of money to buy Christmas presents." "Why don't you do some babysitting?" (4)



24. In my family, we ..... love Christmas. (3)




29. "I ..... really looking forward to Christmas." (2)

30. My teacher's name is ..... Lloyd. (4)



34. **10** (3)



36. "Would you like a mince pie ..... a slice of Christmas cake?" (2)



42. "....., dear. I don't like any of my Christmas presents." (2)



45. "Let's go to church on Christmas morning. .... all like singing carols." (2)

46. I always get ..... apple and a tangerine in my Christmas stocking. (2)



49. My mum and dad are giving ..... a new bike for Christmas. (2)

52. "On Christmas Eve, shall we watch television ..... play games?" (2)

53. Sandra is going to stay with ..... Grandma for Christmas. (3)





# A Christmas Carol

a story by Charles Dickens (1812–1870)

Read the story.

*Ebenezer Scrooge is a money lender. He is very rich but he is also very mean. He has no friends. He pays his employee, Bob Cratchit, a very low wage. He doesn't believe in celebrating Christmas. His nephew, Fred, invites him for Christmas dinner but he refuses.*

*One Christmas Eve, Scrooge is visited by three ghosts. The ghosts show him his life in the past, the present and the future.*

These are the three ghosts and the things that they show to Scrooge.  
Write the number of each sentence in the picture of the correct ghost.

The Ghost of Christmas Past



The Ghost of Christmas Present



The Ghost of Christmas Future



1. All the shops in London are busy and there are decorations everywhere. Some people are buying food for Christmas dinner and some people are going to church.
2. When Scrooge was a boy, he went to boarding school. All the boys went home for Christmas but Scrooge had to stay at school on his own.
3. One Christmas, Scrooge will die all alone.
4. Some poor people will steal his clothes and sell them.
5. Bob Cratchit is coming home from church with Tiny Tim. Tiny Tim is his youngest child and he is very ill.
6. The Cratchit family are very poor. They are having a very small Christmas dinner but they are happy because they love each other.
7. Nobody will visit Scrooge's grave because nobody loves him.
8. Scrooge started work. His boss was very kind and gave a big Christmas party. Scrooge had a great time.
9. Tiny Tim will die because the family is too poor to pay for a doctor. Bob Cratchit will be very unhappy.
10. Scrooge fell in love with a girl, but he loved money more than he loved her so she left him.
11. Scrooge's nephew Fred is having a Christmas party. Fred's family and friends are playing music, singing and playing games.
12. The girl married another man and had lots of children.

## What happens next?

What do you think will happen next in the story?

- a Scrooge will die and become an evil ghost.
- b Scrooge will become kinder and pay Bob Cratchit more money.
- c Scrooge will give all his money to Bob Cratchit and Fred.

# Christmas Cards

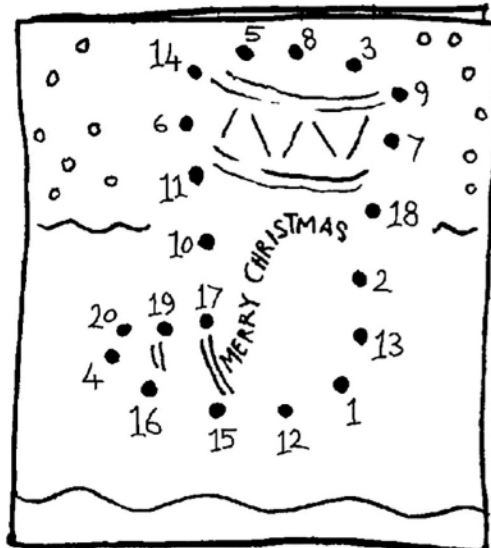
Find the following objects on the Christmas cards.

Write the correct number next to each word.

angel	--	Christmas carol	--	decorations	--	reindeer	--
bell	--	Christmas pudding	--	Father Christmas	--	roast turkey	--
card	--	Christmas tree	--	mince pies	--	snow	--
chimney	--	cracker	--	mistletoe	--	star	--
Christmas cake	--	crib	--	present	--	three kings	--



Now join the dots in the same order as the list above. What object appears on the last Christmas card?






# Christmas Presents

Help Father Christmas! Write what each present is.

trainers CD sports bag video perfume computer game  
board game necklace football chocolates book jumper



Now write the correct name on each label.


- Lucy loves jewellery.
- Nick is crazy about all sports.
- Jane likes designer clothes and shoes.
- Paul likes listening to music.
- Mike likes playing games.
- Emma likes new clothes.
- Julia reads a lot.

- Toby likes films.
- Rob loves football.
- Sylvie likes to smell nice.
- Chris loves chocolate.
- Mark's mad about computers.

What are you going to give your family and friends for Christmas? Write a list.



# Christmas Crossword



## Across

1. Jingle \_\_\_\_\_.
4. Send a Christmas \_\_\_\_\_.
5. Mr. Claus.
7. Stingy old man.
10. Animals that pull the sleigh.




## Down

2. Something to put at the top of the tree.
3. It covers your window.
4. \_\_\_\_\_ cane.
5. It hangs above the fireplace.
6. Egg \_\_\_\_\_. A Christmas drink.
8. Santa's helper.
9. The presents are under the \_\_\_\_\_.



# Santa Claus Crossword



## Across

1. What Santa gives naughty kids.
4. What Santa wears on his feet.
6. Good.
8. The color of Santa's suit.
9. Santa's animals.
10. Santa's last name.
11. Santa's laugh.
12. Santa's helper
13. What children hang on the fireplace.
14. What Santa gives people.
17. Place where Santa enters your house.
18. Happy.

## Down







2. What Santa checks.
3. Where Santa's elves make the toys.
5. Place where children sit and tell Santa about their Christmas wishes.
6. Where Santa lives.
7. Something on Santa's face.
9. Place where Santa parks his sleigh.
10. What Santa eats and drinks.
13. Santa's car.
15. Bad.
16. You \_\_\_\_\_ not cry.



Merry Christmas!



Color each pair of *matching* stockings the same.



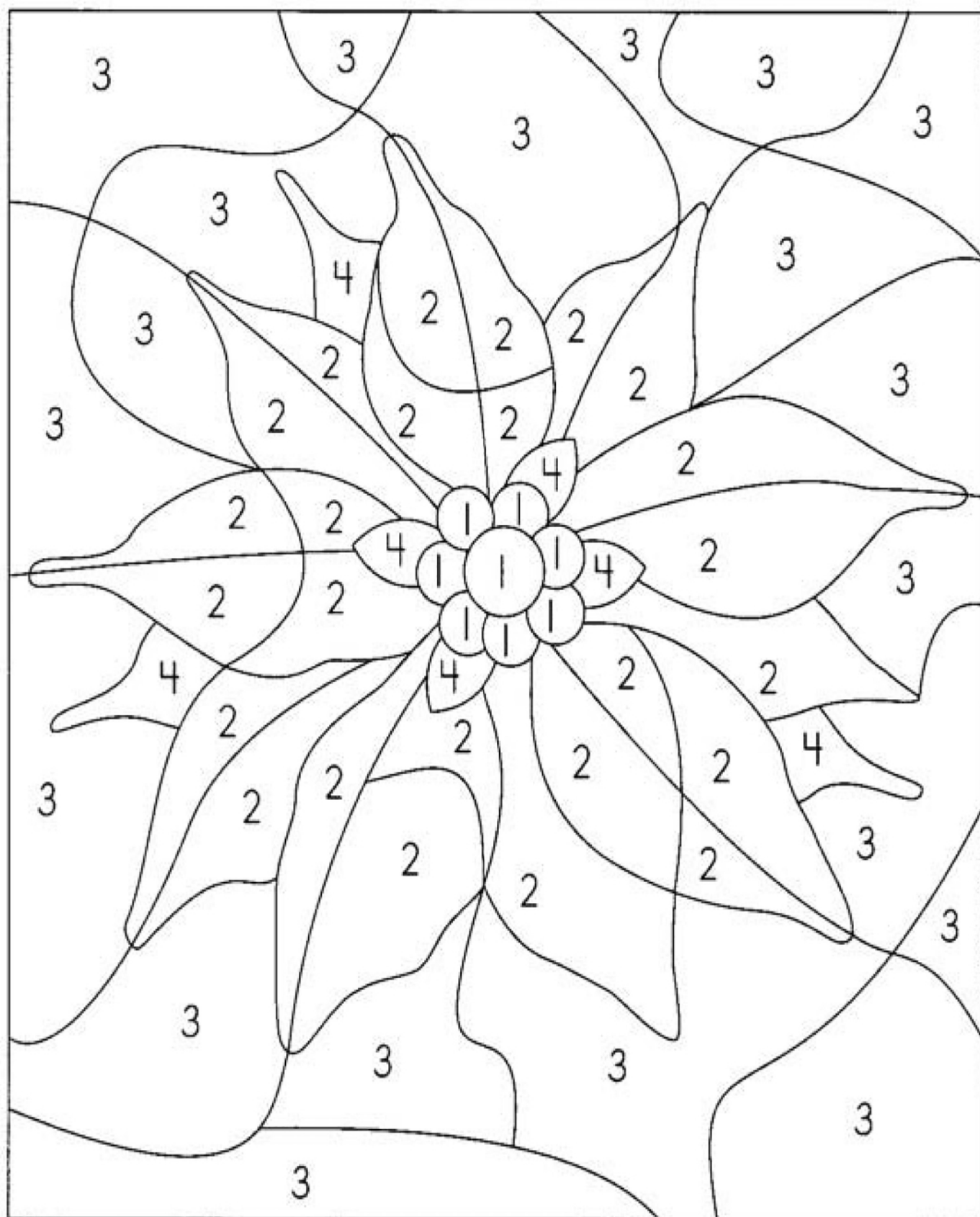
Color by number to see a Christmas flower.

1 = yellow

2 = red

3 = blue

4 = green



Find and circle the holiday words from the word list.

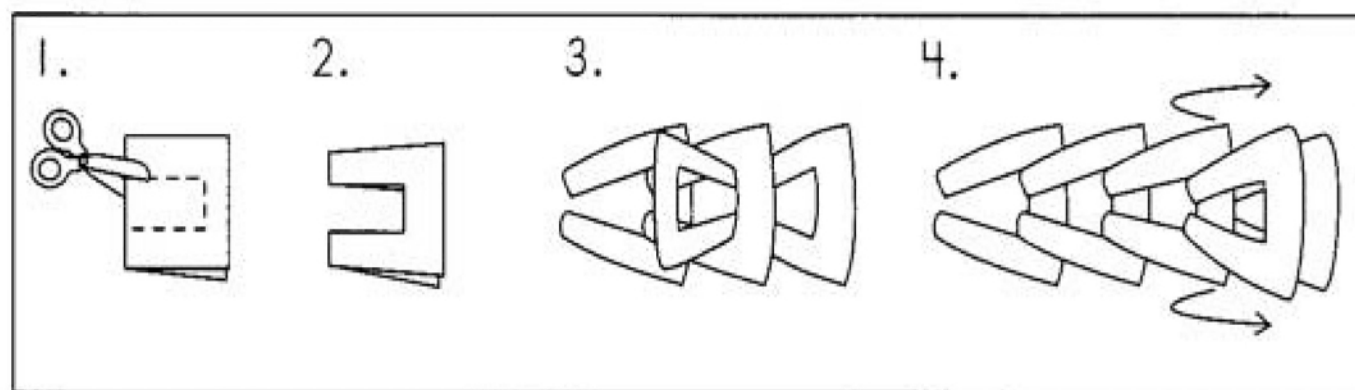




Decorate your tree and wrap your gifts with these fun and easy projects.


## Christmas Chain

1. Cut red, white, and green paper into several 3" x 6" rectangles.
2. Fold each in half lengthwise and cut a smaller rectangle out of the center, leaving a rectangular frame (figures 1 and 2).
3. To assemble, unfold one frame and push through the opening in another (figure 3). Fold over to connect chain links (figure 4).
4. Continue until chain is desired length.



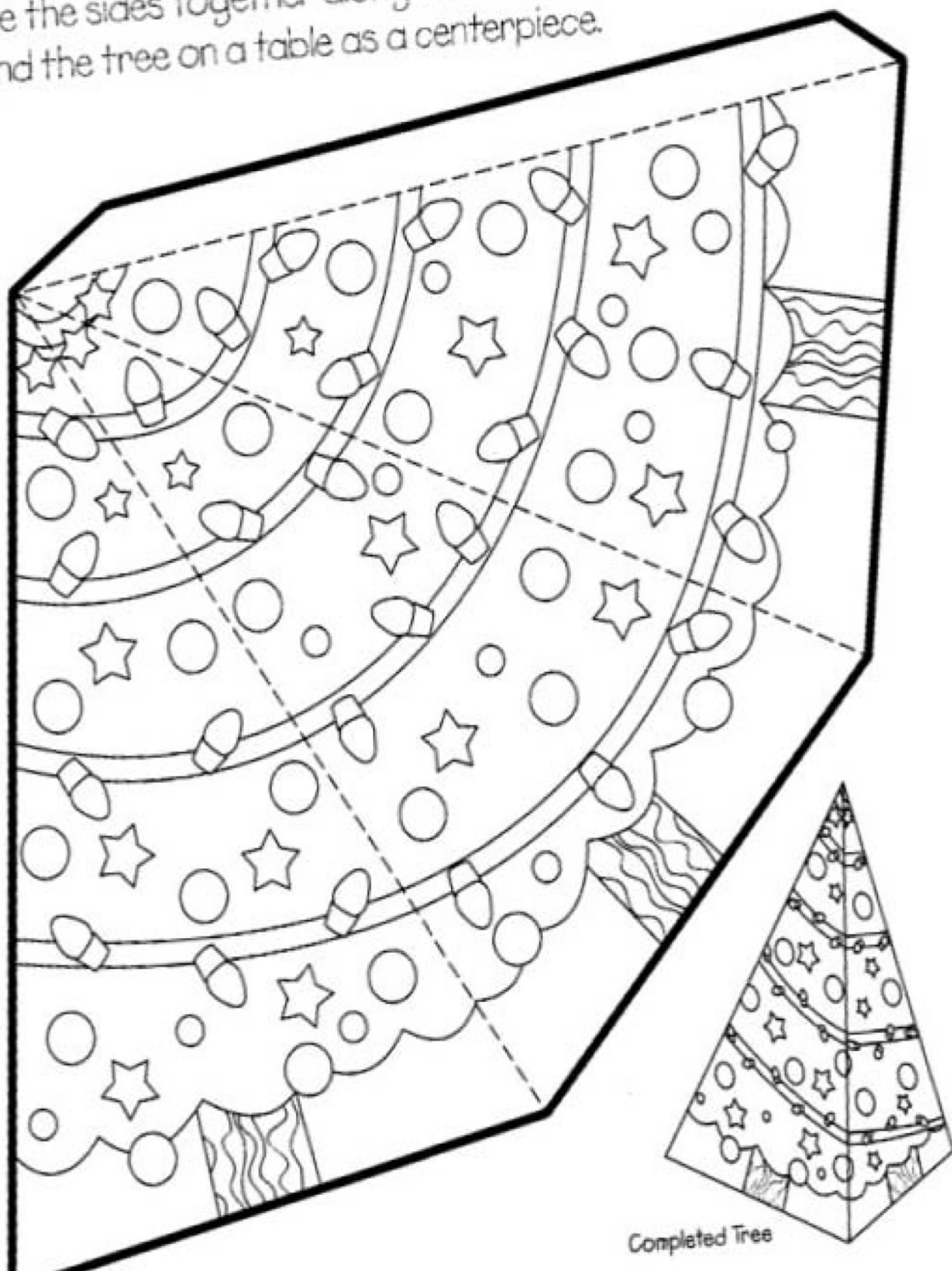
## Handy Wrapping Paper

1. Cut down one seam of a paper grocery bag, cut out the bottom, and lay the paper flat.
2. Dip your hands in red and green finger paint, and make handprints on the paper.
3. Let the paper dry before using.



# Make a pretty Christmas tree decoration.

1. Color. Cut out the tree on the heavy lines.
2. Fold the tree on the dashed lines.
3. Tape the sides together along the tab to form a pyramid.
4. Stand the tree on a table as a centerpiece.

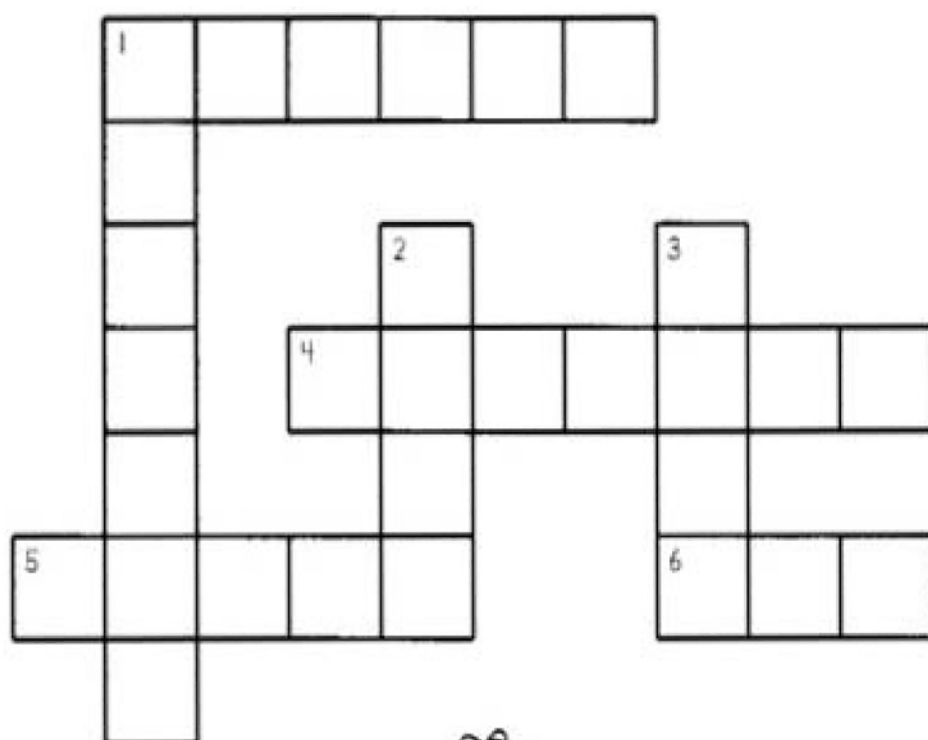


Help the mouse find his way through the stocking.





Use the word list to solve the crossword puzzle.



### Word List

BELLS  
BOWS  
CAROLS  
COOKIES  
RED  
ROOFTOP  
STAR



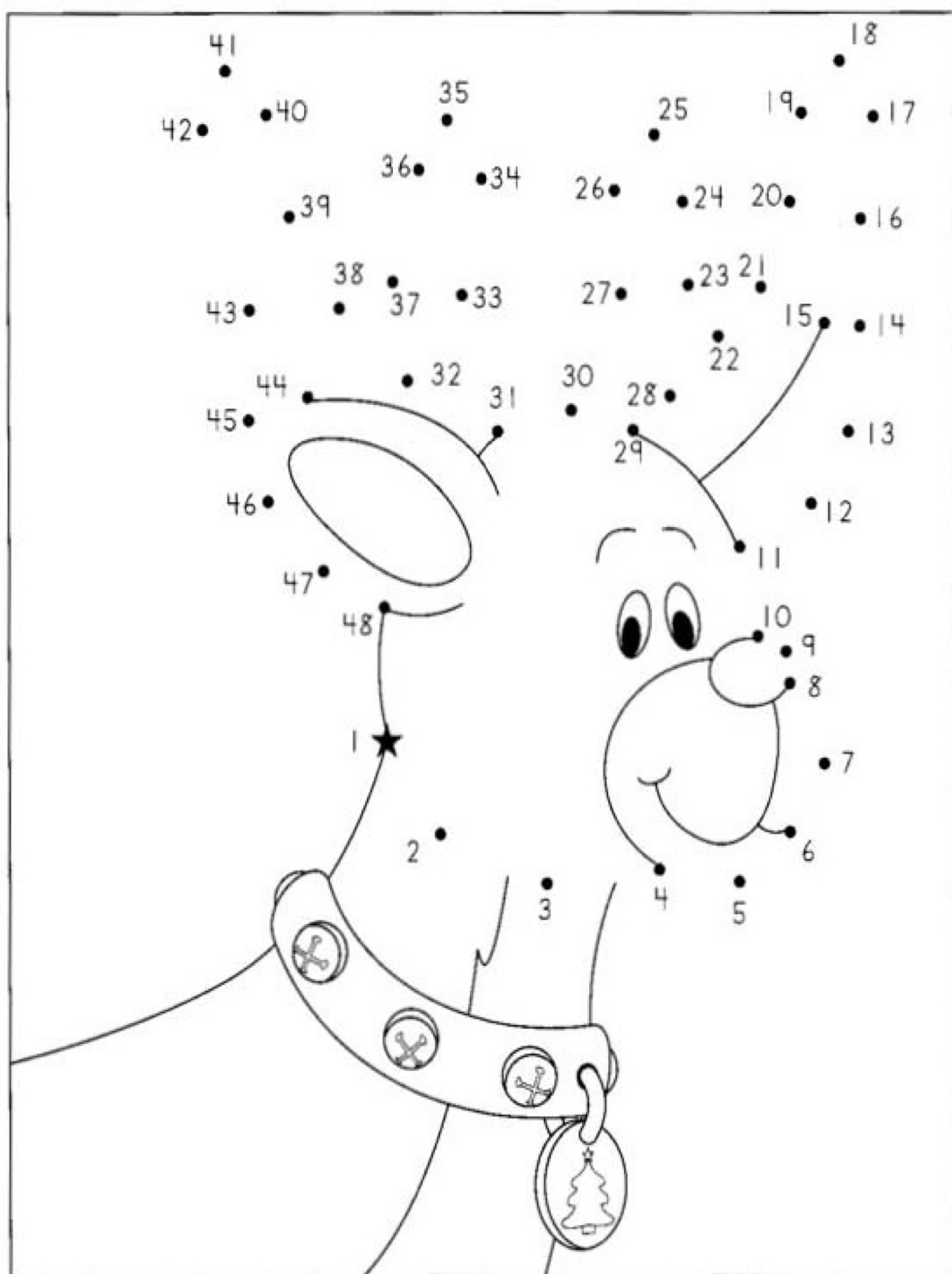
### Across

1. Christmas songs
4. Up on the \_\_\_\_\_
5. These jingle on Santa's reindeer
6. A traditional Christmas color

### Down

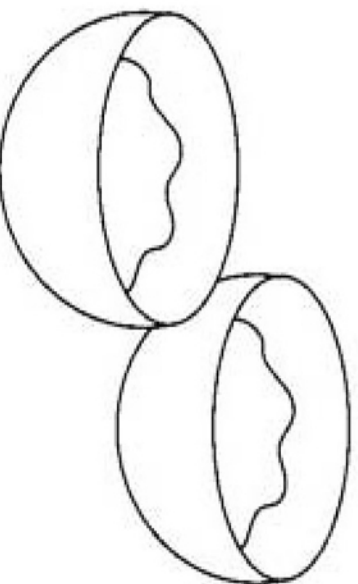
1. Food we decorate with colored sugar and icing
2. Ribbon decorations for packages
3. Decorates the top of the Christmas tree

Connect the dots to complete the picture. Start at the ★.

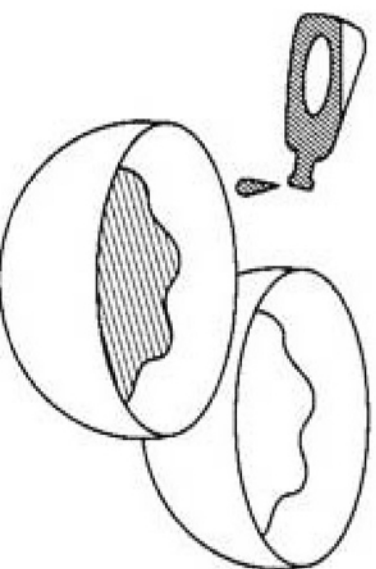


## Make candy cane cookies to eat or hang on the Christmas tree!

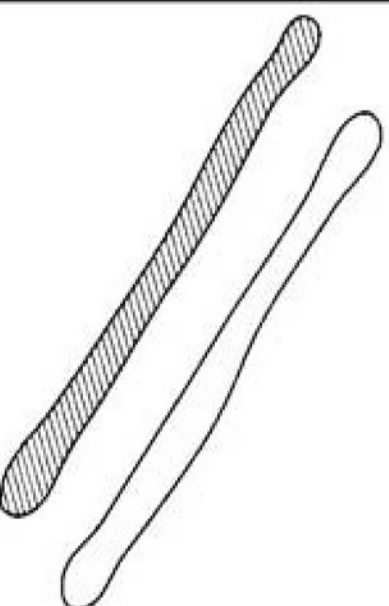
1 Divide packaged sugar cookie dough into two equal parts.



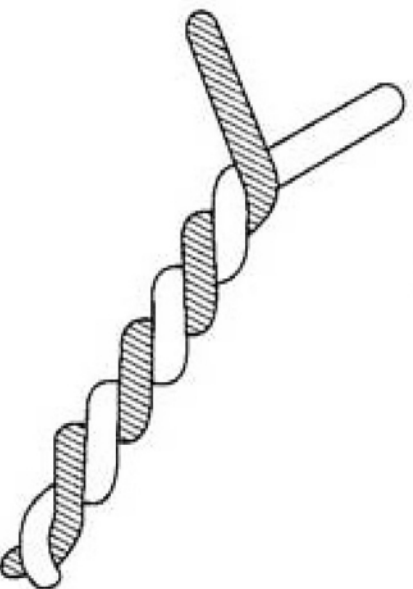
2 Use red food coloring to dye half of the dough red.



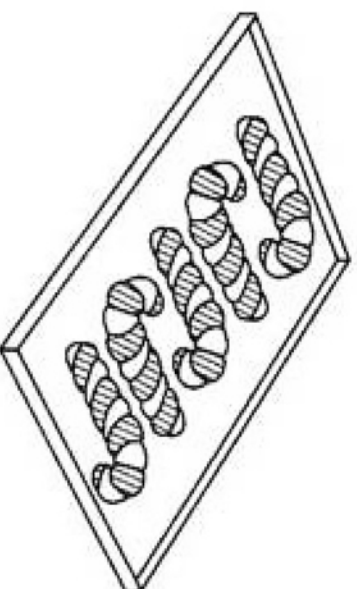
3 Roll out the red and white dough into thin 8"-long tubes.



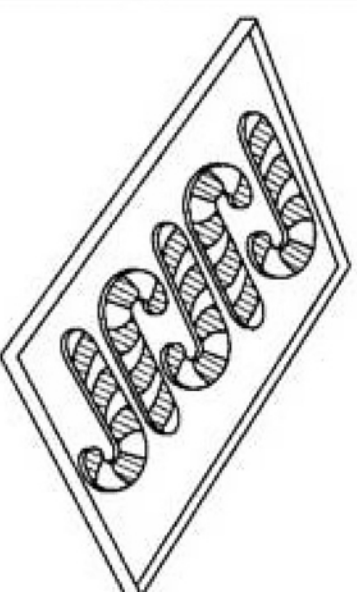
4 Twist the red and white sections together.



5 Bend the twisted dough into cane shapes and place on a cookie sheet.

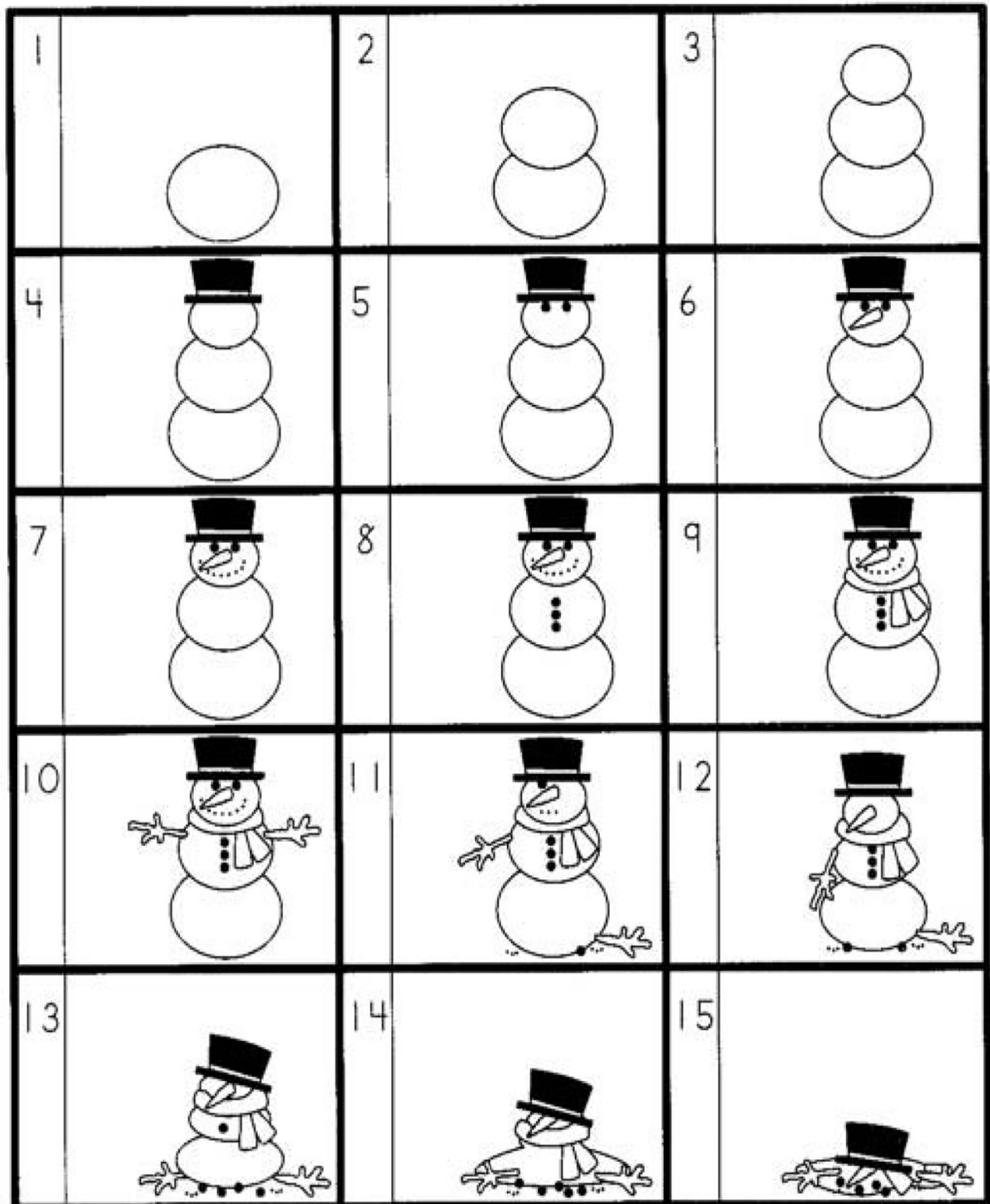


6 Bake cookies according to package directions and enjoy!




# Make this snowman flip book.

1. Cut out each page of the book on the heavy lines.
2. Stack the pages with page 1 on top and staple along left side.
3. Hold the book in your left hand, flip the pages from front to back with your right thumb, and watch him melt away!





A black and white line drawing of a winter scene. In the foreground, a mailman with a large curly wig and a bow tie carries a mailbag labeled 'MAIL' and holds a letter. To his right, a penguin is ice skating. Further right, a large bear wearing a polka-dot scarf is also ice skating. In the lower left, a small rabbit is ice skating. The ground is covered in snow, with several letters scattered around the mailman. In the background, there is a barn with a flower on its door, a tall tree, a small evergreen tree, and a large bell. A smiling sun is in the sky, and small circles represent snow falling.




Use the secret code to answer the questions.

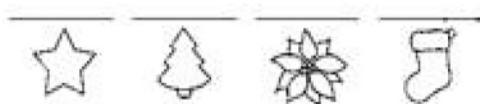
What do you call a deer in a thunderstorm?

"

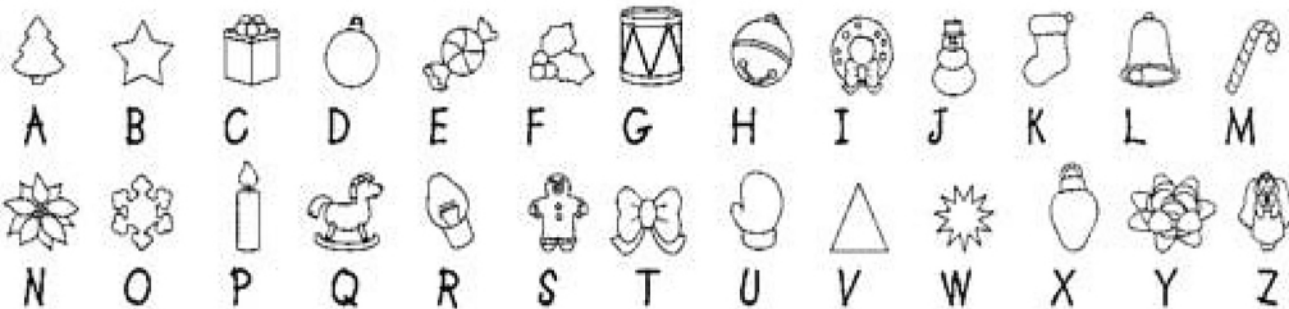
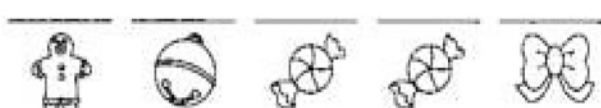
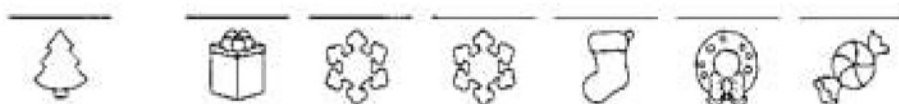
"



Where does Frosty the Snowman keep his money?



What did the gingerbread man put on his bed?



# Gather some friends and play these fun games!

## Christmas Carol Tag

Choose two "Its" to try to tag other players. The "Its" must hold their hands on their heads like antlers. When someone is tagged, she also becomes an "It." You can be safe from being tagged by stopping in place and singing a Christmas song.

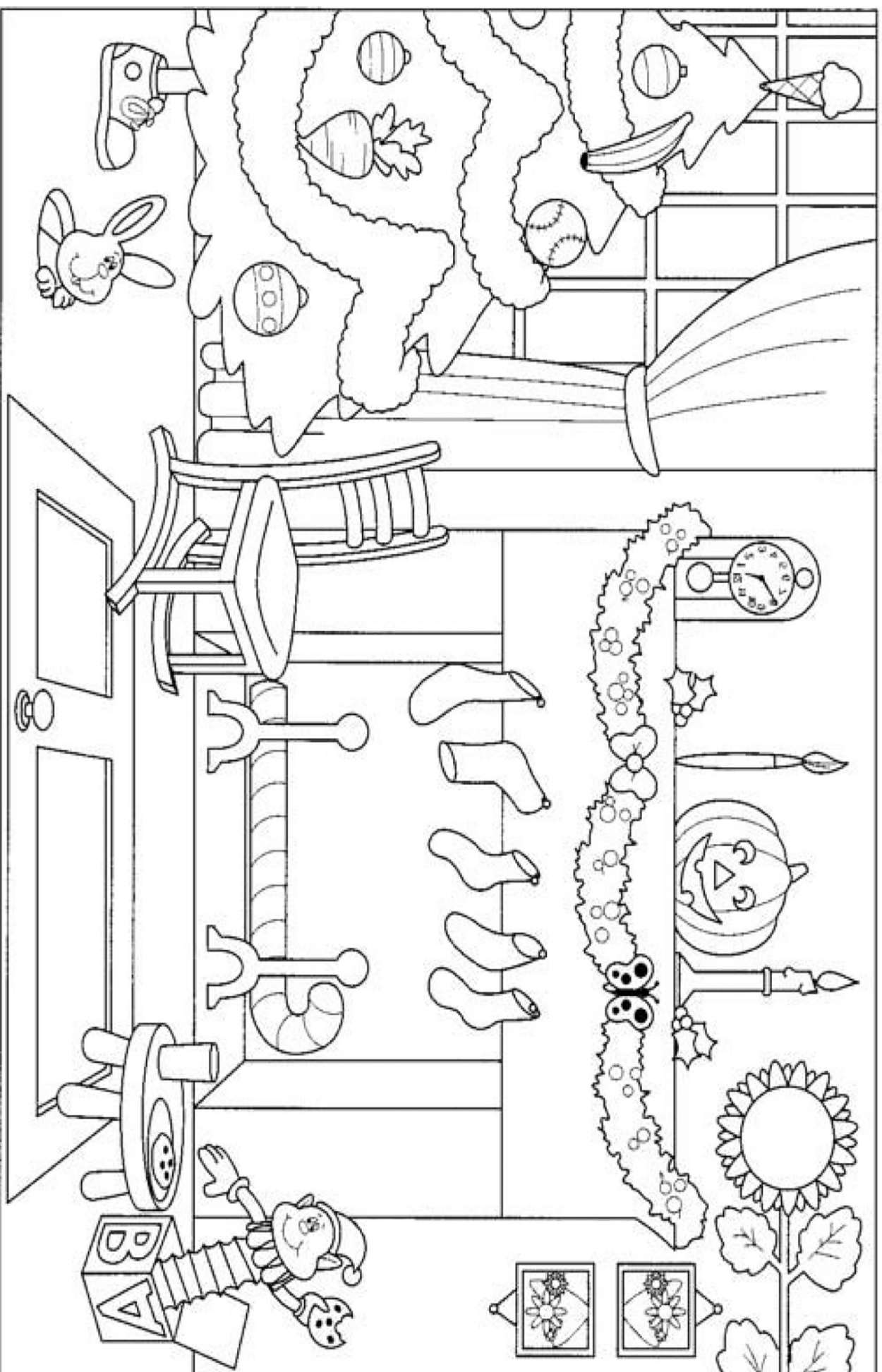


## Stocking Relay

Divide into equal teams and give everyone a stocking. The first person in each group will fill his stocking with 10-15 small items. Then, he will pass the stocking to the next person on his team. She will unpack the first stocking and fill her stocking. Continue unpacking and filling until everyone on the team has filled his stocking. The first group to finish wins.



Find and circle 18 things wrong in the picture. Color the picture.





Write Santa a thank-you note for your Christmas gifts. Color the card. Cut it out on the heavy line. On the back, write a thank-you note and sign your name. Fold on the dashed lines and seal with tape or glue.



Unscramble the words and circle them in the puzzle.

HTWREA \_\_\_\_\_

REERENDI \_\_\_\_\_

YLIADHO \_\_\_\_\_

TPRSEESN \_\_\_\_\_

TRSA \_\_\_\_\_

TNSRDECOIAO \_\_\_\_\_

TNNAMREO \_\_\_\_\_

LROAC \_\_\_\_\_

YMNCHIE \_\_\_\_\_

VSELE \_\_\_\_\_

RACDS \_\_\_\_\_

ECALDN \_\_\_\_\_

GJILEN \_\_\_\_\_

YLJOL \_\_\_\_\_

LBSEL \_\_\_\_\_



How many words can you make from the letters in this word?

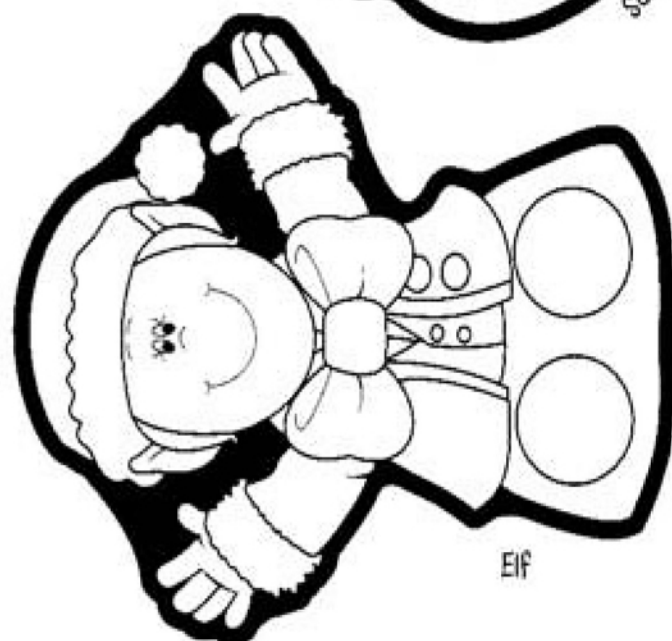
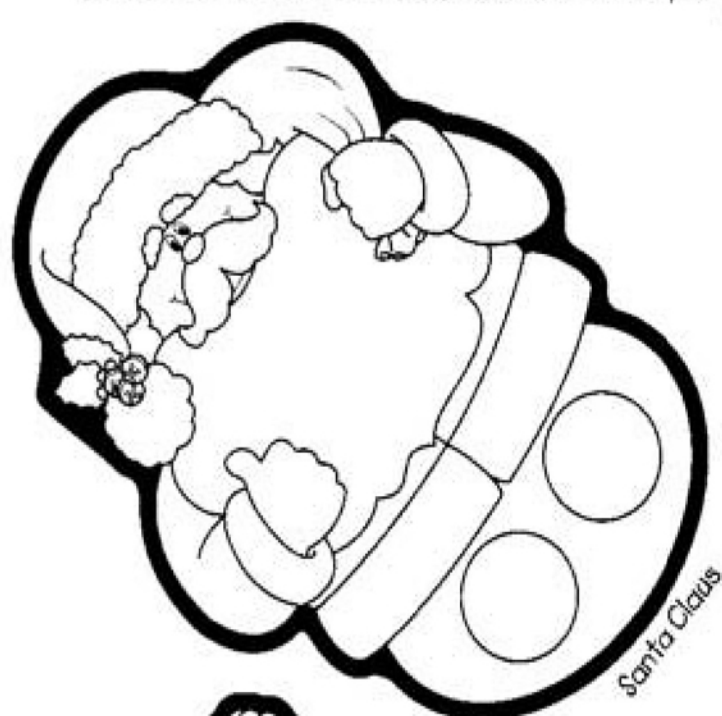
## ORNAMENTS

- |           |           |
|-----------|-----------|
| 1. _____  | 17. _____ |
| 2. _____  | 18. _____ |
| 3. _____  | 19. _____ |
| 4. _____  | 20. _____ |
| 5. _____  | 21. _____ |
| 6. _____  | 22. _____ |
| 7. _____  | 23. _____ |
| 8. _____  | 24. _____ |
| 9. _____  | 25. _____ |
| 10. _____ | 26. _____ |
| 11. _____ | 27. _____ |
| 12. _____ | 28. _____ |
| 13. _____ | 29. _____ |
| 14. _____ | 30. _____ |
| 15. _____ |           |
| 16. _____ |           |



## Use these puppets to act out holiday stories or plays.

1. Color each puppet and cut out on the heavy lines.
2. Use a sharpened pencil to carefully punch a hole through the centers of both circles at the bottom of each puppet. Use scissors to cut out the remaining portion of the circles.
3. Place your first two fingers through the holes of a puppet to form the legs. Make the puppet move by moving your fingers.
4. Make up your own stories for the puppets, or use the story starters on the back of this page.






Use these story starters with the puppets on page 21,  
or make up your own stories.

1. Santa is worried that all of the toys won't be made by Christmas Eve.
2. This year Mrs. Claus decided she wants to drive the sleigh on Christmas Eve.
3. Santa's elves have a big surprise for Santa and Mrs. Claus.
4. It is Christmas day, all of the toys are delivered, and Santa, Mrs. Claus, and the elves are having a big Christmas party.

Color the picture of Santa putting gifts under the tree.





Help the elf find his way through Santa's workshop to the sleigh. Color the picture.




Make a candle. Shine a flashlight on the completed candle and watch it sparkle.

1. Decorate a cardboard tube, and cut two 1" slits on opposite sides of one end.
2. Cut out the candle flame and glow patterns. Color and add glitter. (If making more than one candle, copy the patterns first.)
3. Glue the flame to the inside edge of the candle glow.
4. Slide flame into the slits.
5. Make several candles from different-sized tubes to make a candle grouping.



Candle Glow



Candle Flame



Decorate with these homemade crafts.

## Gingerbread House

1. Staple the top of a clean, pint-sized milk carton closed, and secure it to a heavy-duty paper plate with icing. (See recipe below.)
2. Cover the outsides of the carton with icing.
3. Press graham cracker sections into the icing to resemble a miniature gingerbread house.
4. Decorate the house with candies, such as gumdrops, candy dots, and peppermints. Use icing to "glue" on the candies.

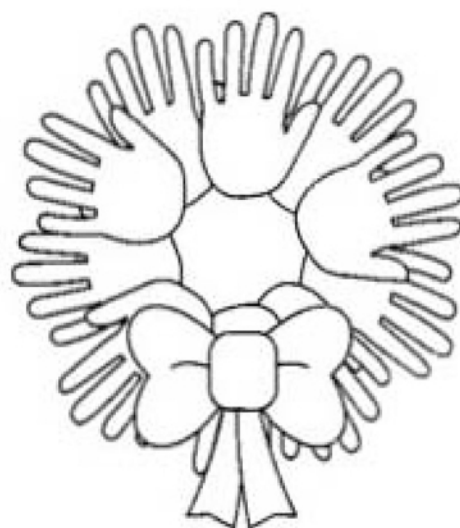


### Icing Recipe

3 cups confectioners' sugar  
1/4 teaspoon cream of tartar  
2 egg whites, beaten

## Handprint Wreath

1. Trace your hand about 10 times on green construction paper.
2. Cut out the handprints.
3. Glue the handprints together in a wreath shape with the wrists overlapping. If desired, curl the fingers.
4. Glue on a red ribbon bow or make one from red construction paper.



Use the word list to solve the crossword puzzle.

Across

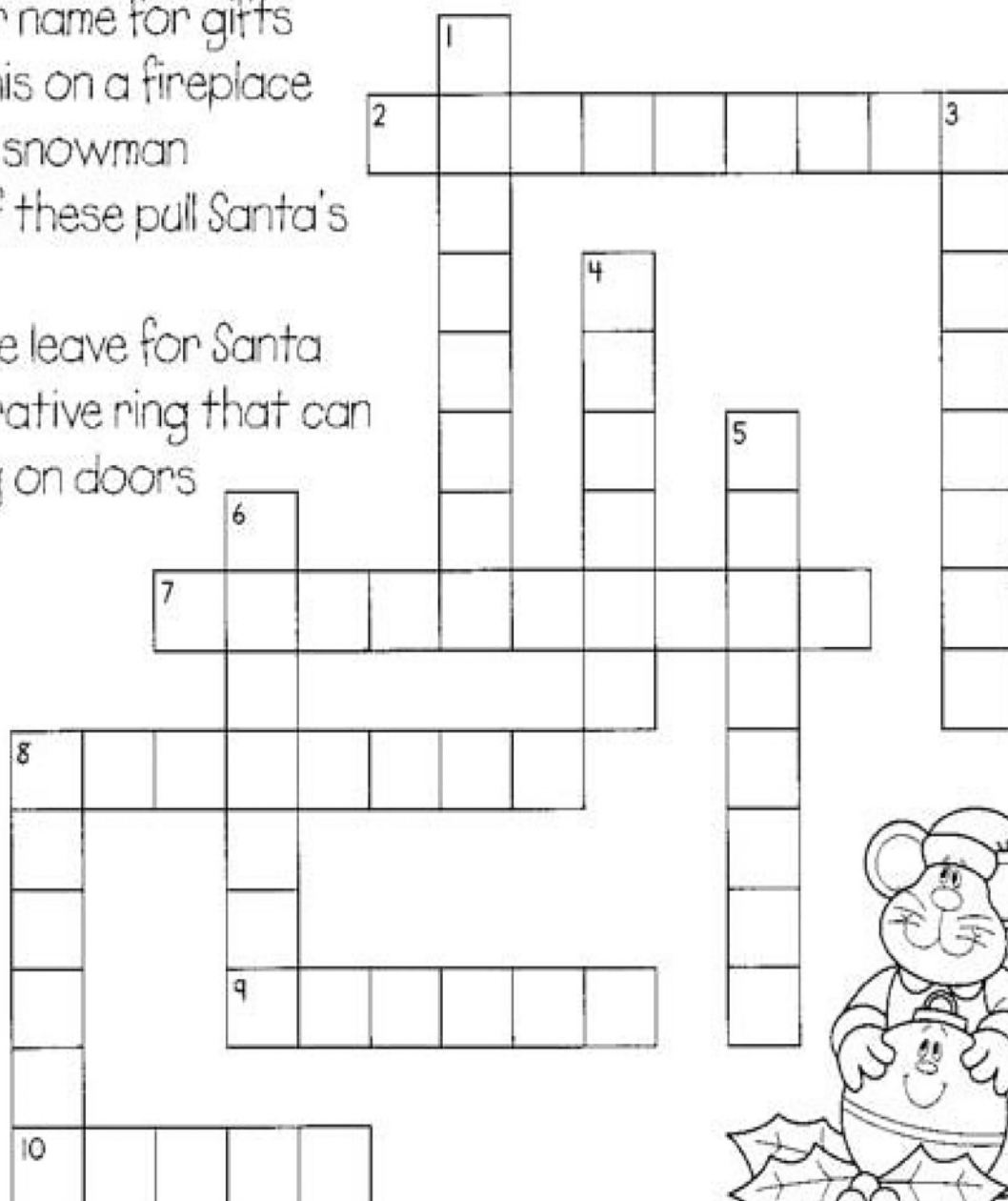
2. Christmas tree decorations
7. A Christmas flower
8. Where Santa makes his toys
9. What Santa rides in
10. An evergreen with red berries

Word List

COOKIES	PRESENTS
FROSTY	REINDEER
HOLLY	SLEIGH
ORNAMENTS	STOCKING
POINSETTIA	WORKSHOP
WREATH	

Down

1. Another name for gifts
3. Hang this on a fireplace
4. Famous snowman
5. Eight of these pull Santa's sleigh
6. Food we leave for Santa
8. A decorative ring that can be hung on doors



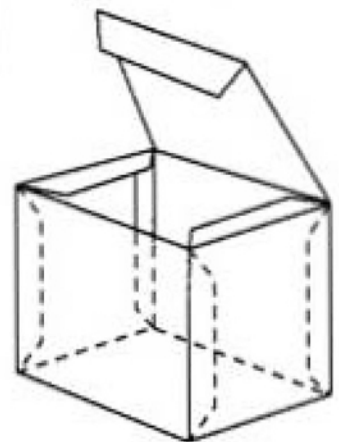
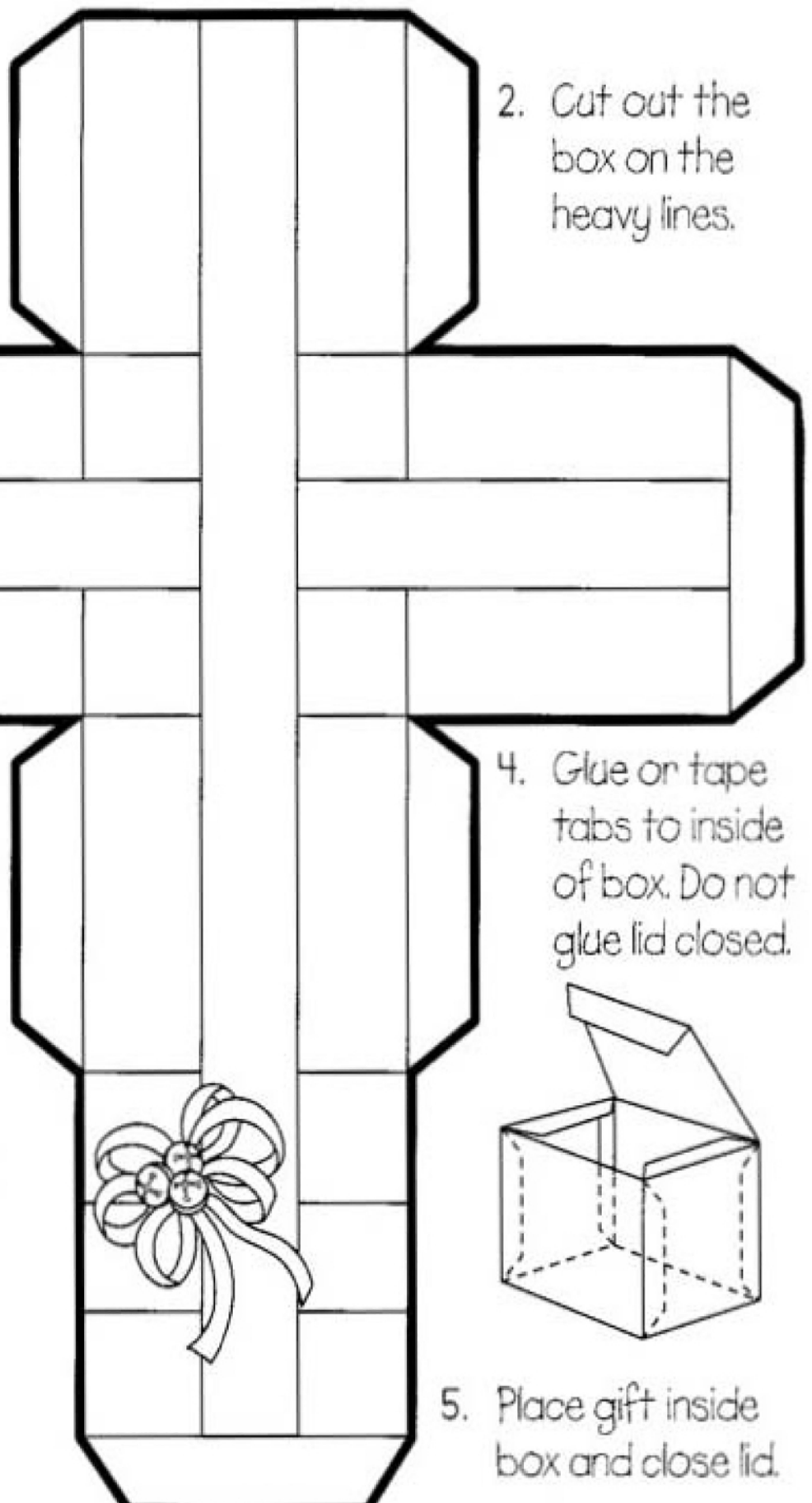
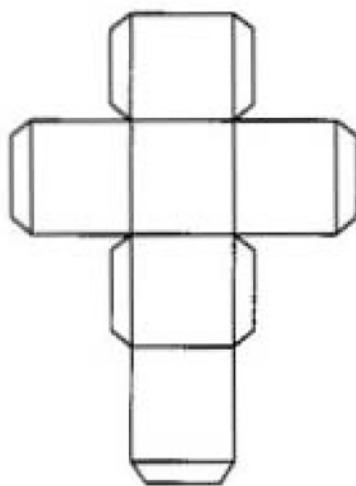
Make this folded box for a special Christmas gift.

1. Color the box.

2. Cut out the box on the heavy lines.


3. Fold the box and tabs on the lines shown below.

4. Glue or tape tabs to inside of box. Do not glue lid closed.



5. Place gift inside box and close lid.

Color and cut out the gift tags to tie or tape to gifts.





## Christmas Word Puzzle

A	B	C	D	E	F	G	H	I	J	K	L	M	N	O	P	Q	R	S	T	U	V	W	X	Y	Z
5	14	2	13	3	8	7	22	16	12	24	11	9	15	6	17	20	1	23	26	4	25	10	18	19	21

1. 2-5-15-13-11-3 \_\_\_\_\_
2. 26-16-15-23-3-11 \_\_\_\_\_
3. 2-6-6-24-16-3-23 \_\_\_\_\_
4. 1-4-13-6-11-17-22 \_\_\_\_\_
5. 3-11-8 \_\_\_\_\_
6. 2-5-15-3 \_\_\_\_\_
7. 11-3-26-26-3-1-23 \_\_\_\_\_
8. 15-6-1-26-22 \_\_\_\_\_
9. 3-7-7-15-6-7 \_\_\_\_\_
10. 23-5-15-26-5 \_\_\_\_\_
11. 11-16-7-22-26-23 \_\_\_\_\_
12. 26-1-3-3 \_\_\_\_\_
13. 26-6-19-23 \_\_\_\_\_
14. 2-11-5-4-23 \_\_\_\_\_
15. 23-5-2-24 \_\_\_\_\_
16. 23-15-6-10 \_\_\_\_\_
17. 22-6-11-11-19 \_\_\_\_\_
18. 17-6-11-5-1 \_\_\_\_\_
19. 16-7-11-6-6 \_\_\_\_\_
20. 23-16-16-7-16-15-7 \_\_\_\_\_



Dear Santa,

