

Reading

skills

K
Kindergarten

_an


_an

_an

_at

_at


_at




c _ w



p _ g



h _ n



d _ c k

Table of Contents

Kindergarten Reading Essentials


Beginning Sounds: A to E
Beginning Sounds: F to J
Beginning Sounds: K to O
Beginning Sounds: P to T
Beginning Sounds: U to Z
Word Search: A B C
Play Time! Word Completion
Missing Vowels #1
Missing Vowels #2
Which One Doesn't Belong?
Meet the "an" Family
Word Family Match #1
Rhyme Time!
Rhyming Raindrops
Word Family Match #2
Word Changer #1 #1
Word Changer #1 #2
Letter Binfo
Letter Roll

Certificate of Completion


Want more workbooks? Join Education.com Plus to save time and money.
<http://www.education.com/education-plus/>

Beginning Sounds


Draw a line matching each picture with the letter that makes its beginning sound.




A



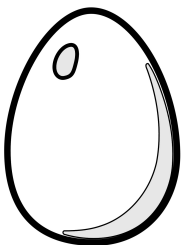
B



C






D



E

Beginning Sounds

Draw a line matching each picture with the letter that makes its beginning sound.



F

G

H


I

J




Beginning Sounds


Draw a line matching each picture with the letter that makes its beginning sound.




K




L



M



N




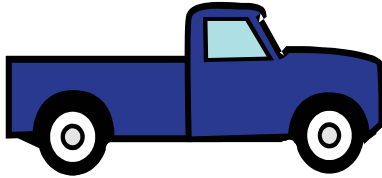


O



Beginning Sounds

Draw a line matching each picture with the letter that makes its beginning sound.



P

Q

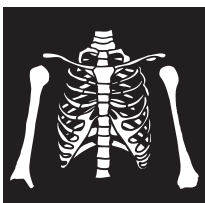




R

S

T

Beginning Sounds

Draw a line matching each picture with the letter that makes its beginning sound.



U

V

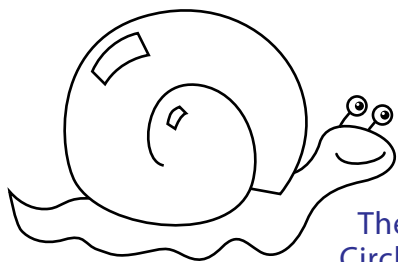
W

X

Y


Z







Word Search




Sight Words away-came




There are 8 words hidden in the puzzle below.
Circle the words as you find them and then cross
each one off the list on the bottom of the page.
Then color in the art!



b	u	h	e	b	l	u	n	e	
b	h	o	a	c	a	m	e	s	w
l	a	h	c	a	h	i	n	f	a
a	a	k	e		b	l	u	e	
c	b	d	u		i	h	a	t	
k	r	b	o		g	e	t	o	
v	o	o	a	v	b	a	h	s	o
a	w	a	y	e	u	n	j	e	b
t	n	i	t	r	t	w	a	d	e
t	e	w	a	c	a	s	a	f	



away be big black
blue brown but came



Play Time!



Say the name of each picture. Which letter will complete the word?


Draw a line connecting the letter to the name of each picture.

Then write the letter in the blank.




----- ite

t



----- oy

b



----- lane

k




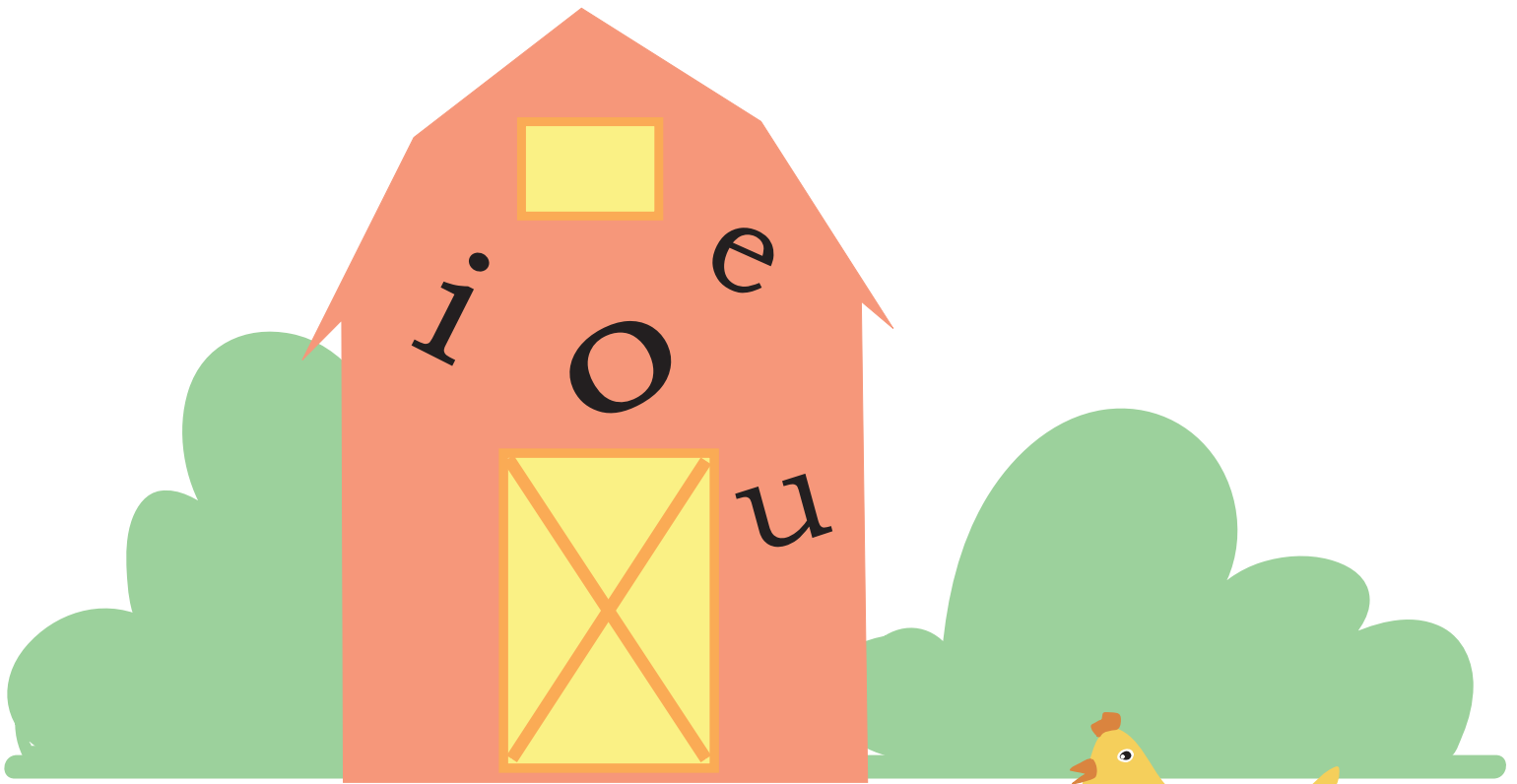
----- oat

p



MISSING VOWELS


There are many vowels hiding in the barn. Can you help the farm animals find the missing vowel in their names?




c _ w



p _ g




h _ n



d _ c k

Missing Vowels


Look at the pictures and fill in the missing vowel to complete each word.



v _ _ n



l _ _ g



h _ _ n




e

o

a

Which One Doesn't Belong?


Look at the five pictures below and cross out the one which does not rhyme.




Meet the "an" Family

Look at the pictures and fill in the missing letter to complete each word.


____an



____an



____an



RHYME TIME!

Draw lines to connect the words that rhyme.



STAR



HOUSE



TREE



CAKE



RAKE



CAR



FROG



BEE



MOUSE



DOG

Name _____

Date _____

Word Family Match

Draw a line connecting the two words that share the same ending sound.



dot



pit

dig



wig

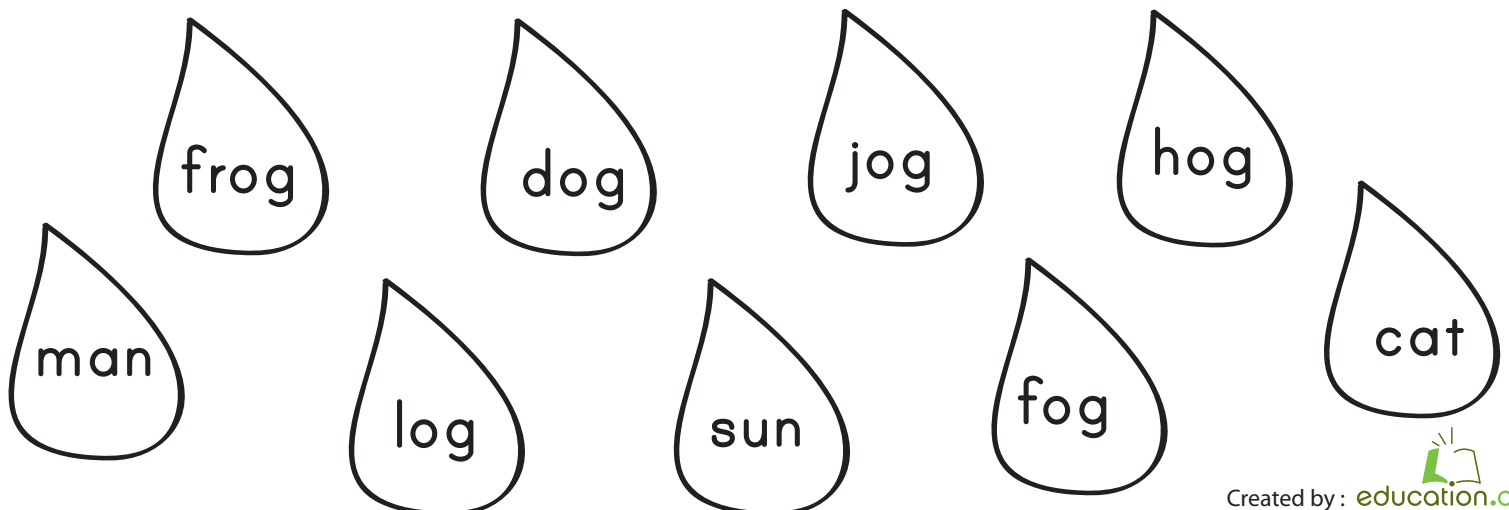

wet



hot

Rhyming Raindrops

Color then cut out the rhyming raindrops at the bottom of the page and glue them onto the umbrella.



Word Family Match

Draw a line connecting the two words that are in the same word family.

hit



big

pet


met

mat




sit

got




Starting with the first word, change one letter to make the next word.




r u g











Starting with the first word, change one letter to make the next word.



h a t























Letter Bingo 1

	A	B	C	D	E	
	F	G	H	I	J	
	K	L	M	N	O	
	P	Q	R	S	T	
	U	V	W	X	Y	
						



INSTRUCTIONS: Color these circles and cut them out to use as chips, or grab a marker and cross them out as you go.

BONUS QUESTION: What letter is missing?
After you get BINGO, color in all the letters.

1. Have a grown-up cut out and put all the dice together. Cut out the lists below for each player to write their words on.
2. Each player takes a turn tossing the three consonant dice and one vowel die and then writes down all the words they can make using some or all the letters they roll.
3. Each word counts as a point. If a player can't make a word, their turn is over and the next player rolls the dice.
4. After each player has rolled 8 times, the winner is the one with the most points.



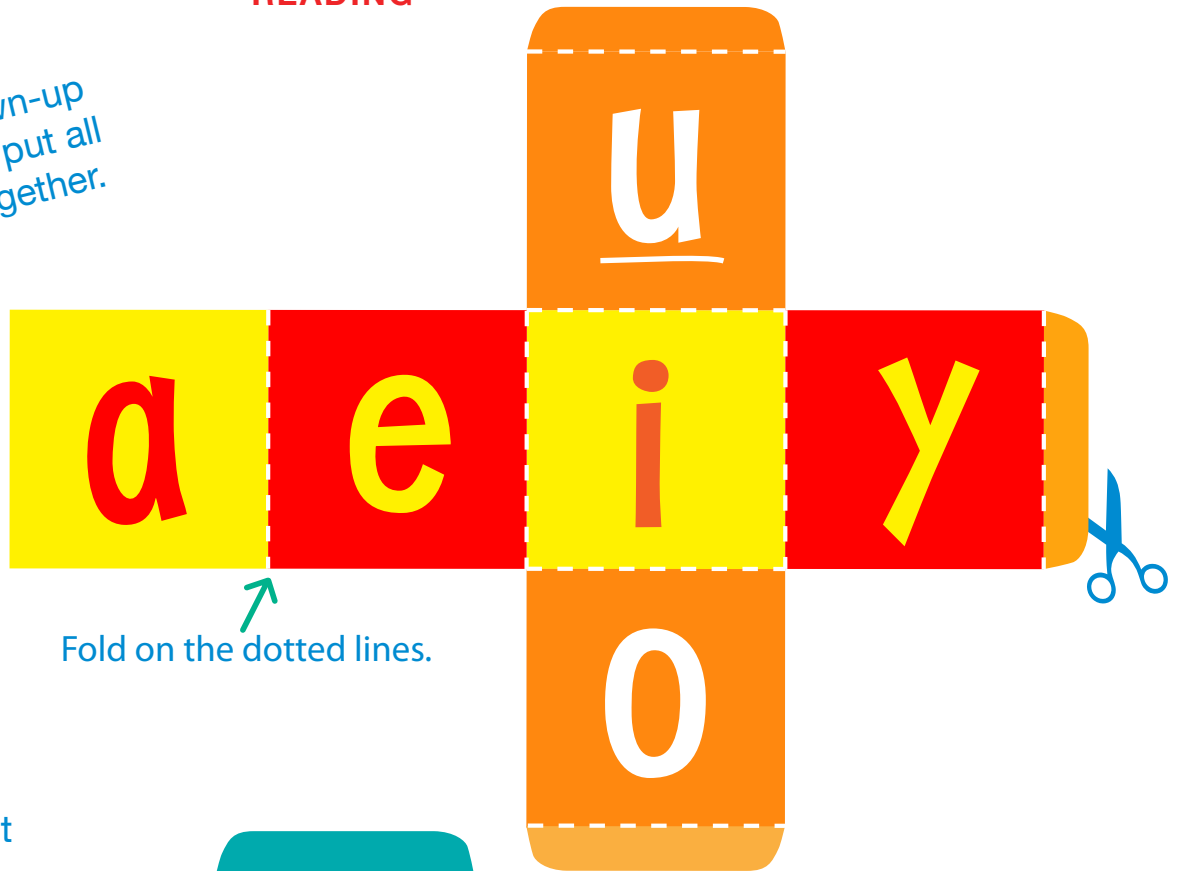
PLAYER 1 WORDS	PLAYER 2 WORDS	PLAYER 3 WORDS	PLAYER 4 WORDS
TOTAL:	TOTAL:	TOTAL:	TOTAL:



Letter Roll

READING

Have a grown-up
cut out and put all
the dice together.

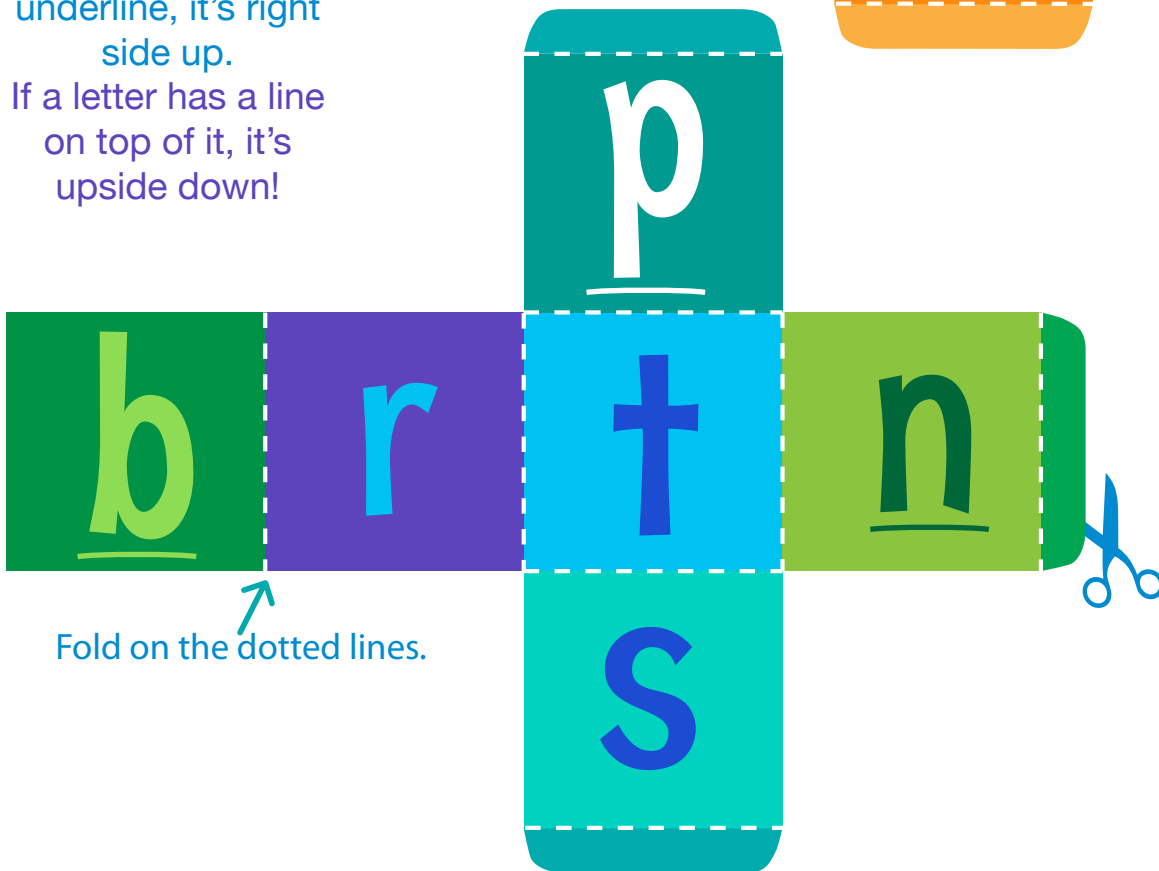


Fold on the dotted lines.

TIP:

If a letter has an underline, it's right side up.

If a letter has a line on top of it, it's upside down!

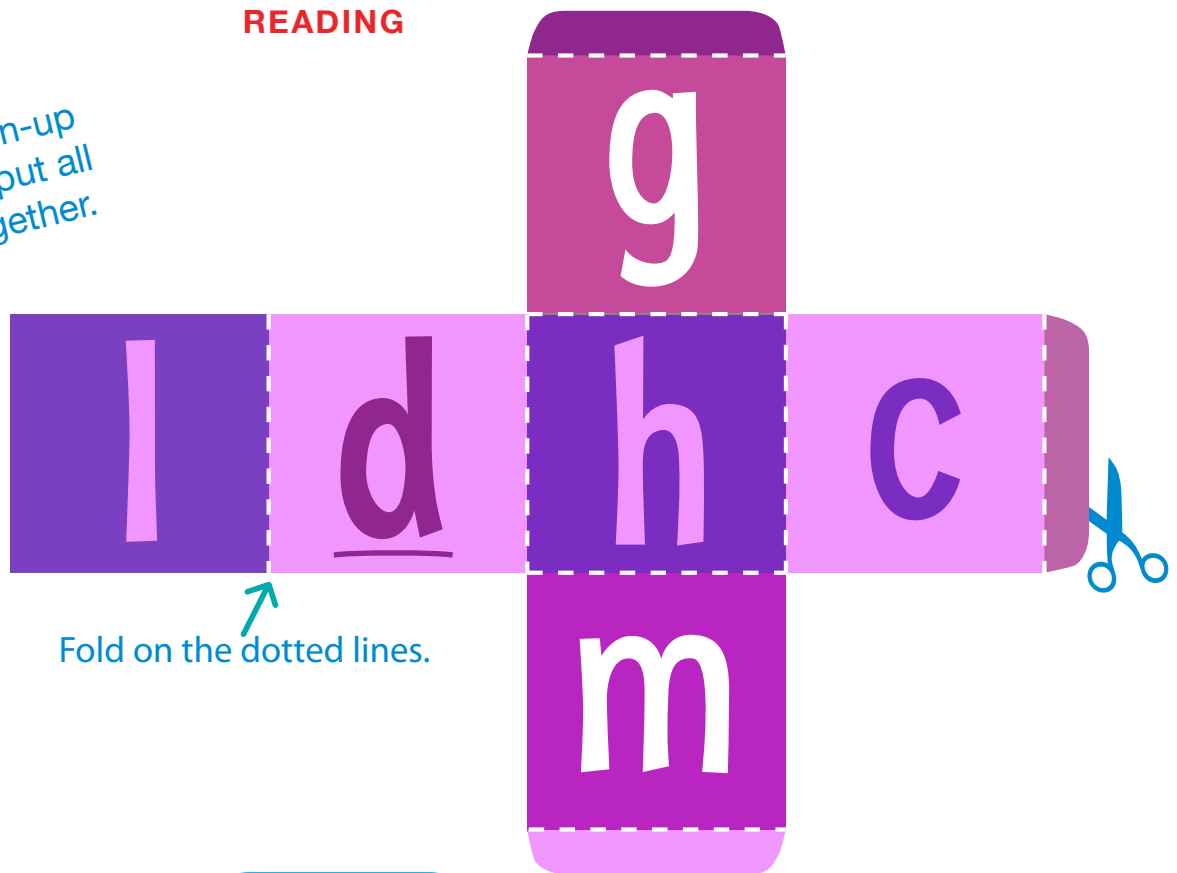


Fold on the dotted lines.

Letter Roll

READING

Have a grown-up
cut out and put all
the dice together.

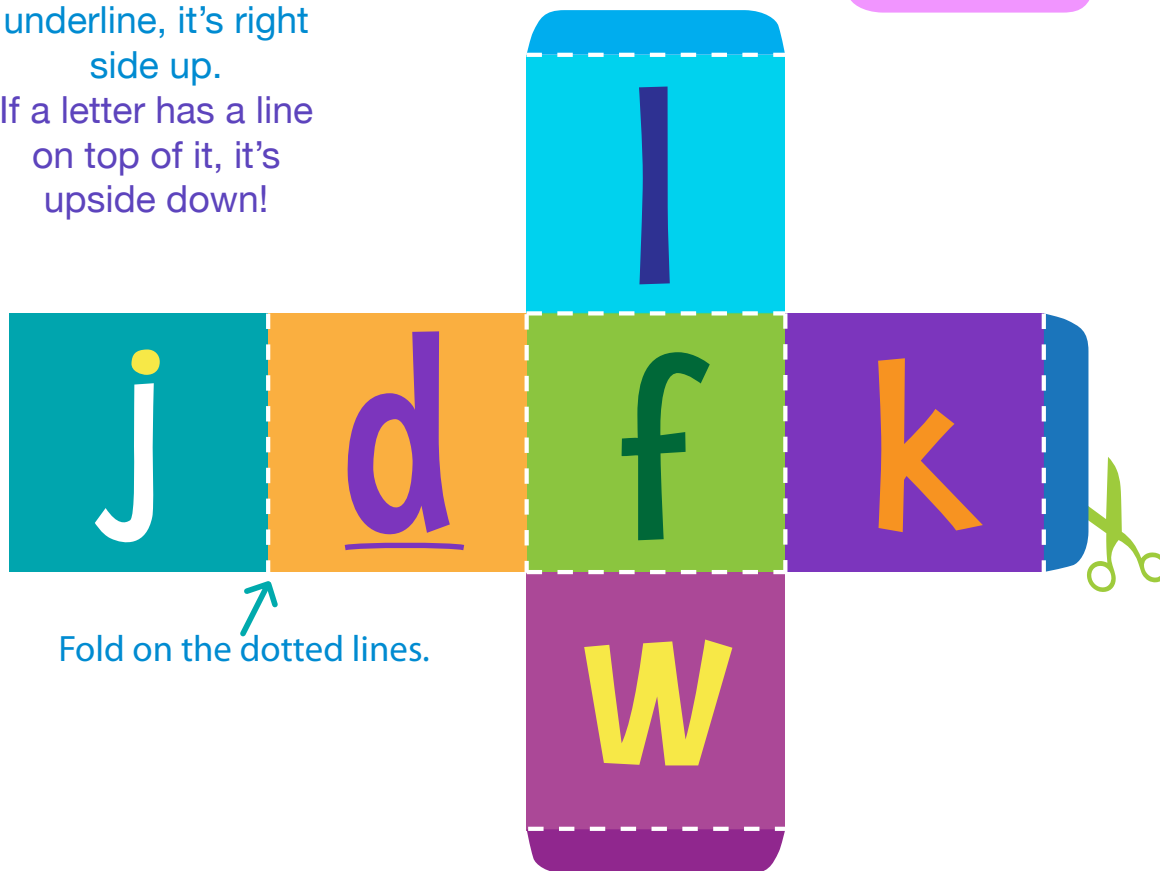


Fold on the dotted lines.

TIP:

If a letter has an
underline, it's right
side up.

If a letter has a line
on top of it, it's
upside down!



Fold on the dotted lines.



Great job!

is an Education.com reading superstar

