

Beginning Consonants Practice

Distinguishing initial consonant sounds from the rest of a word can help prepare your child to read and write. Use these worksheets to practice identifying onsets and rimes in words with these worksheets.

Table of Contents

L Blends	
Ending Consonant Blends	
R Blends	
Beginning Blends 2	
Beginning Blends 1	
End Blends	
Beginning Blends 3	
Consonant Blends: Endings	
Ending Blends 3	
Word Family Story: -at	
Word Family Story: -ip	
Word Family Story: -an	
Word Family Story: -ug	
Word Family Story: -ot	
Rhyming Practice	
Alliteration Activity	
Games for Early Readers	
Beginning Sounds Match-Up	
Beginning Sounds Letter Match-Up	
Initial Sounds	
Beginning Sounds: F to J	
Word Families: More with the '-at' Sound	
Write the Missing Letter: Super Pets	
Find Missing Letters	
Write the Missing Letter: Sports Fun	
Write the Missing Beginning Letter	
Fill in the Letters ABC	
Make a Word: Write the Missing Letter	

Fun With Blends


Blends are a group of two or three different consonant sounds. For example when you say the word drink you can clearly hear the sounds of both d and r letters. Fill in the blanks at the beginning of each word with the correct blends.




_____ock



_____ower



_____oves




_____anket




_____ue



_____eep



_____ips



_____ock



_____ag



_____eigh

Ending Blends

Consonant blends can also be at the end of a word. Like in camp, friend, and bank. Draw a line to match the words on the right column to the blends on the left column to complete each word.

wordbox



trust work paint project stamp
kept self tank gold bird



sta

rk

ta

st

pai

pt

tru

ct

bi

nt

go

lf

wo

nk

ke

mp

se

ld


proje

rd

Let's Do Blends


Blends are a group of two or three different consonant sounds. For example when you say the word **drink** you can clearly hear the sounds of both d and r letters. Look at each picture below. Write the name of the blend you hear at the beginning of each word.























Beginning Blends 2

Fill in the blanks with the correct consonant blend.



__ __ oon



__ __ ar




__ __ ake



__ __ obe

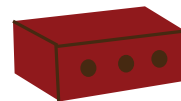
sp	bl	fl
sm	gl	sk
br	sc	st
	tr	



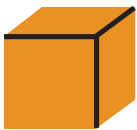
__ __ oke




__ __ ate



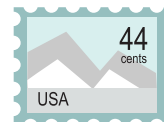
__ __ ick



__ __ ock



__ __ arf



__ __ amp



__ __ ider




__ __ ower



__ __ ee

Beginning Blends 1

Fill in the blanks with the correct consonant blend.




__ __ ead



__ __ og



__ __ oud




__ __ y

fr	bl	cr
cl	sc	pl
gr	fl	dr
	gl	br




__ __ ant



__ __ ock



__ __ ue




__ __ ab



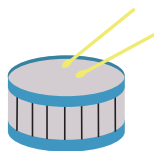
__ __ ush



__ __ anket



__ __ apes



__ __ um



__ __ ale

Ending Blends

Look at each illustration. What consonant blend matches the end of the word? Color in the bubble next to the correct answer.

1.



mp

☐

nk

☐


sk

☐

nt

☐

2.



lk

☐

st

☐

nd

☐

ft

☐

3.



lk

☐

nt

☐


mp

☐

nk

☐

4.



mp

☐

ft

☐


fr

☐

lk

☐

5.



sp

☐

sk

☐

nt

☐

nd


☐

Beginning Blends 3

Fill in the blanks with the correct consonant blend.



___ irrel



___ awberry


scr

squ

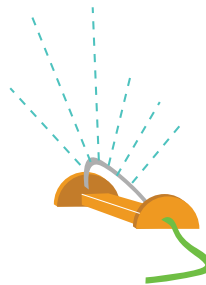
thr

spr

str



___ eam




___ inkler



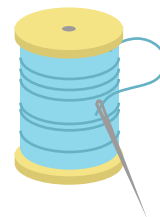
___ id




___ ee



___ ash




___ ead



___ ay



___ ew



___ eet

Ending Blends 1

Fill in the blanks with the correct consonant cluster.

Draw a line from the word to its picture.

ng

ft

nt

ld

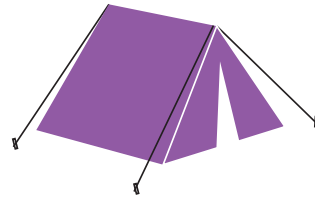
ki _ _



te _ _




ri _ _




pla _ _



go _ _



ra _ _



Ending Blends 3

Fill in the blanks with the correct consonant cluster.

Draw a line from the word to its picture.

lk

mp

nk

sk

sp

ba _ _



la _ _



ma _ _



wa _ _



sku _ _



mi _ _






Read the story and fill in the missing "at" words from the word bank.

Pat cat fat rats

This is




This is his pet



His cat is very


and

loves to eat






Read the story and fill in the missing "ip" words from the word bank.



sip dip rip lips


Mom gave me fries along with a



_____ for breakfast today. When I

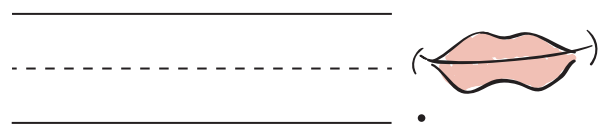
finished my fries, I tried to _____

the juice box to take a _____ of



the juice. Mom was angry as I

had juice all over my






Read the story and fill in the missing "an" words from the word bank.

man van can ran


This _____'s name is Sam.



He _____ run very fast.

One day he could not find his blue

_____.



So he _____ all around town to
look for it.


ug

Read the story and fill in the missing "ug" words from the word bank.




mug rug jug bug

Ted drinks milk in a blue _____.



He is sitting on a _____.

There is a _____ on the rug.



The lady _____ is sitting on the jug.



ot

Read the story and fill in the missing "ot" words from the word bank.

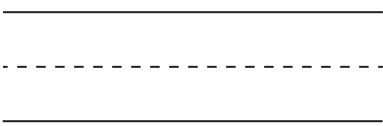
hot pot got lots



It was a very _____ day. The bird



_____ was very thirsty. He found a




_____ of water that had

very little water. So he _____ many

stones _____ and put them in the pot.

Soon the water came up and he

got _____ of water to drink.




Rhyming Words

It's rhyming time! Read the words in the box. Write a word from the word box to rhyme with each word below.

wordbox

tale broom done grin sit bed
glow nose flat black



snack

skin

that

said

pail

toe

froze

fun

groom

split



Fun With Alliteration

Alliteration is when you repeat the beginning sound in a group of words. For example: My monkey made a mess.

wordbox



*brownies teeth sisters drain jiggle chaos
rapidly eggrolls hedgehog goodies*

1. Tony lost two _____.
2. Daniel's dog drank from the _____.
3. Jimmy saw a jellyfish _____.
4. Becky baked _____.
5. Cuddles the cat caused a _____.
6. Rudolph rose and ran _____.
7. Elephants enjoy eating _____.
8. Hannah has a hyper _____.
9. Sara has six _____.
10. Grandma Gretel gave me great _____.






Games for Early Readers



Help your early reader get ahead by practicing the skills teachers say are most important with our brand new educational games program. Try Brainzy risk free! [Learn more here.](#)


Beginning Letter Sounds: Matching

Match the items that have the same beginning sound.




BEGINNING SOUNDS

Draw a line to match each picture with the letter that makes its beginning sound.



A




T



P





C



N

Match the Sounds

Draw a line from each picture to the letter that matches its beginning sound.



F

T

H

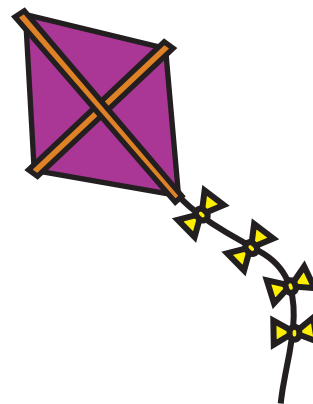

B

P

K

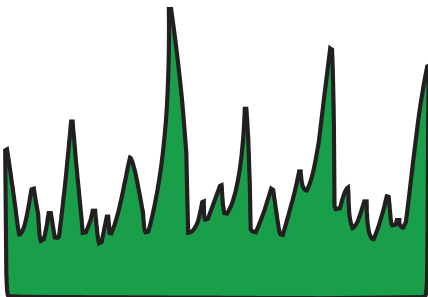


S

L



Beginning Sounds

Draw a line matching each picture with the letter that makes its beginning sound.



F

G

H

I

J



Name: _____

Date: _____

Meet the “at” Family

Look at the pictures and fill in the missing letter to complete each word.

____ at



____ at



____ at



Super Pets

Say the name of each picture. Which letter will complete the word?
Draw a line connecting the letter to the name of each picture.
Then write the letter in the blank.




_____ at

a




_____ og

r



_____ at

c



_____ nt

d



Play Time!



Say the name of each picture. Which letter will complete the word?


Draw a line connecting the letter to the name of each picture.

Then write the letter in the blank.




----- ite

t



----- oy

b



----- lane

k



----- oat

p




Sports Fun



Say the name of each picture. Which letter will complete the word?
Draw a line connecting the letter to the name of each picture.
Then write the letter in the blank.



_____ at




_____ rass



_____ at



_____ all




Missing Beginning Letters

Say the name of each picture. Which letter will complete the word?

Draw a line connecting the letter to the name of each picture.

Then write the letter in the blank to fill in the missing beginning letter.



_____ig

u



_____ee

p




_____up

b



_____mbrella

m




_____onkey

c


Fill in the Letters

A B C


Using the letters above,
Write in the missing letter to make a word!




Bike



pple




ee



at




ake



nt


Gone Fishing

Say the name of each picture to find out the beginning sound.
Then choose from one of the two missing letters, and write the missing letter to complete the word.




c h

_____at



l j

_____og



r s

_____un



v n

_____et

Answer Sheets

Beginning Consonants Practice


R Blends
Beginning Blends 2
Beginning Blends 1
End Blends
Beginning Blends 3
Word Families: More with the '-at' Sound
Write the Missing Letter: Super Pets
Write the Missing Letter: Sports Fun
Write the Missing Beginning Letter
Make a Word: Write the Missing Letter

Let's Do Blends

Blends are a group of two or three different consonant sounds. For example when you say the word **drink** you can clearly hear the sounds of both d and r letters. Look at each picture below. Write the name of the blend you hear at the beginning of each word.



dr



br




pr



pr



gr



tr




tr



fr



br



tr

Beginning Blends 2

Fill in the blanks with the correct consonant blend.



s poon



s tar


sp	bl	fl
sm	gl	sk
br	sc	st
	tr	



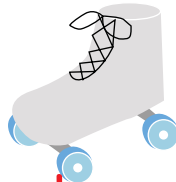
f lake



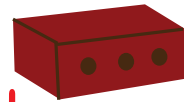
g lobe



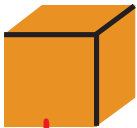
s moke




s kate



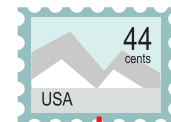
b rick




b lock




s carf



s tamp



s pider




f lower



t ree

Beginning Blends 1

Fill in the blanks with the correct consonant blend.



b r ead




f r og

fr	bl	cr
cl	sc	pl
gr	fl	dr
	gl	br




c l oud



f l y




p l ant



c l ock



g l ue




c r ab



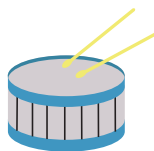
b r ush



b l anket



g r apes



d r um



s c ale

Ending Blends

Look at each illustration. What consonant blend matches the end of the word? Color in the bubble next to the correct answer.

1.



mp



nk




sk



nt



2.



lk



st



nd



ft



3.



lk



nt




mp



nk



4.



mp



ft




fr



lk



5.



sp



sk



nt



nd




Beginning Blends 3

Fill in the blanks with the correct consonant blend. **answers**



__ **squ** irrel



__ **str** awberry


scr

squ

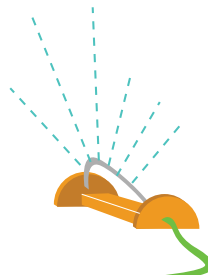
thr

spr

str



__ **scr** eam




__ **spr** inkler



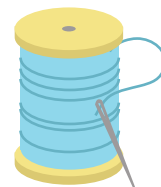
__ **squ** id

3


__ **thr** ee



__ **squ** ash




__ **thr** ead



__ **spr** ay



__ **scr** ew



__ **str** eet

Name: _____


Date: _____

ANSWERS


Meet the "at" Family

Look at the pictures and fill in the missing letter to complete each word.


C at



B at



H at



Super Pets

Say the name of each picture. Which letter will complete the word?
 Draw a line connecting the letter to the name of each picture.
 Then write the letter in the blank.




_____ c a t

a




_____ d o g

r



_____ r a t

c




_____ a n t

d

Sports Fun

Say the name of each picture. Which letter will complete the word?
 Draw a line connecting the letter to the name of each picture.
 Then write the letter in the blank.




h a t

b



g r a s s

b



b a t

g



b a l l


h

ANSWERS Missing Beginning Letters

Say the name of each picture. Which letter will complete the word?


Draw a line connecting the letter to the name of each picture.

Then write the letter in the blank to fill in the missing beginning letter.



p ig

u



b ee

p




c up

b



u mbrella

m




m onkey

c

ANSWERS


Gone Fishing

Say the name of each picture to find out the beginning sound.
Then choose from one of the two missing letters, and write the missing letter to complete the word.




c h

h at




l j

l og



r s

s un



v n

n et