



What seems to be the problem?



WITH
FREE ONLINE
AUDIO

How are you doing?



Could you talk me through that again, please?



ENGLISH

FOR EVERYONE

EVERYDAY ENGLISH

Sorry, my screen has frozen.



It's the best book I've read in ages!



I could come over on Thursday.



LEARN AND PRACTISE OVER 2,500 WORDS AND PHRASES

ENGLISH



10

.....

.....



.....

--

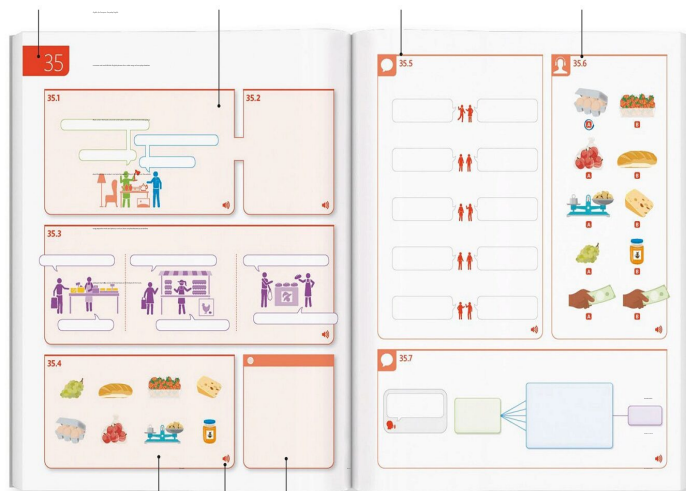


		17	
		18	
		19	
01			
02			
03		20	
04		21	
05		22	
06		23	
07		24	
08		25	
09			
10		26	
11		27	
12		28	
13		29	
		30	
14		31	
15		32	
16		33	











































































































	53
34	54
35	55
36	
37	
38	56
39	57
40	58
41	59
42	60
43	61
44	62
	63
	64
45	
46	
47	65
48	66
49	67
50	68
51	69
52	70
	71

72	88
73	89
74	90
75	91
76	92
77	93
78	94
79	95
	96























































80
81
82
83
84
85
86
87



























































































95.6






95.5





































































95.7





04




1.1



1.2




1.3




1.4




1.5



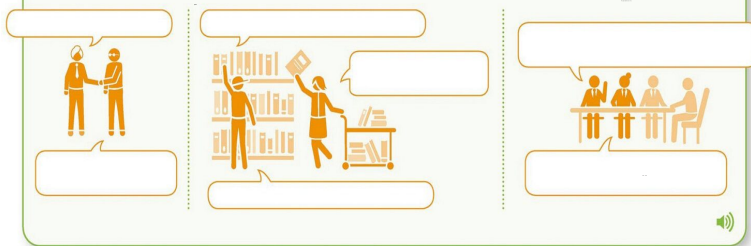

1.7

[illegible]


2.1



2.2





2.3





2.4





 2.5




 2.6

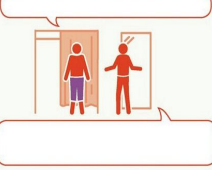





 2.7







3.1



Two empty speech bubbles are provided for each scene: one above the shop scene and one below it, and one above the doorway scene and one below it.

Speaker icon

3.2



Four empty speech bubbles are provided for each scene: one above the building scene, one below it, one above the sport scene, one below it, one above the talking scene, one below it, and one above the phone scene, one below it.

Speaker icon


3.3



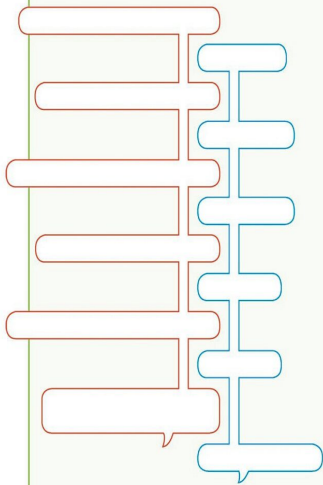
Three empty speech bubbles are provided for each scene: one above the table scene, one below it, one above the group scene, one below it, and one above the standing/lying scene, one below it.

Speaker icon


3.4



3.5



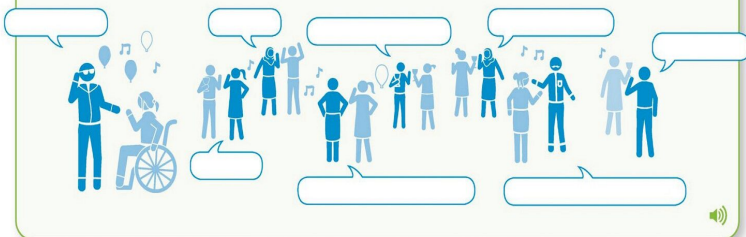
3.6




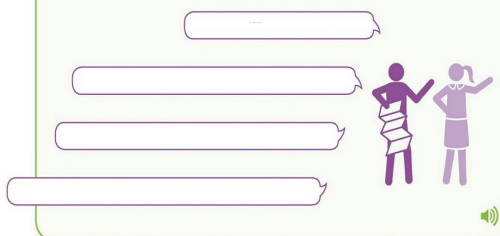
4.1

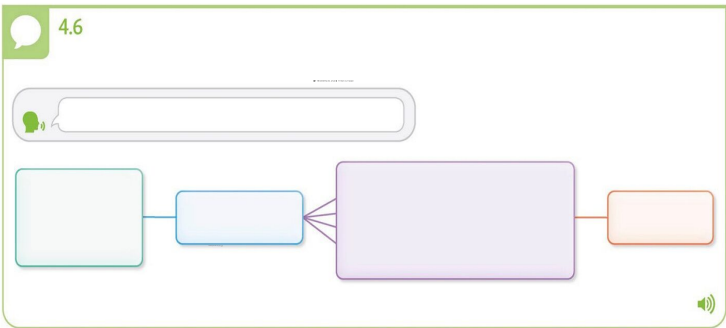
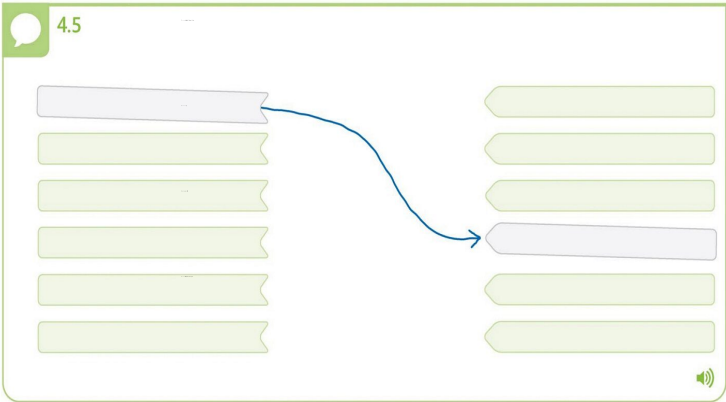



4.2



4.3





5.1

Three blue illustrations showing different scenarios for a listening exercise. Each illustration has a speech bubble above and below it for transcription.

5.2

Three purple illustrations showing different scenarios for a listening exercise. Each illustration has a speech bubble above and below it for transcription.

5.3

Two large empty boxes for exercise 5.3. The left box is for transcription and the right box is for a globe icon.

5.4

Diagram for exercise 5.4 showing four pairs of empty boxes with two small figures between them, representing a dialogue structure.


5.5

Diagram for exercise 5.5 showing a large empty box at the top and several horizontal lines below it, representing a text area.

5.6

Diagram for exercise 5.6 showing two columns of five horizontal bars each. A blue arrow points from the top bar of the left column to the fourth bar of the right column.

5.7



5.8



5.9



5.10





[illegible][illegible]



5.13

```
graph LR; A[Light Green Shape] --> B[Purple Rectangle]; B --- C[Large Light Blue Rectangle]; C --- D[Orange Rectangle];
```


6.1



6.2



6.3



6.4

Diagram 6.4 shows a flowchart with four horizontal rows. Each row contains two green stick figures, one on the left and one on the right, connected by a horizontal line. The figures are positioned between two empty rectangular boxes, one on each side. A speaker icon is located at the bottom right of the diagram.

6.5

Diagram 6.5 shows a flowchart with a sequence of shapes. It starts with a light blue rounded rectangle containing a green stick figure. This is followed by a red square, then a small blue square, and finally a large purple rectangle. Lines connect the shapes in sequence. A speaker icon is located at the bottom right of the diagram.

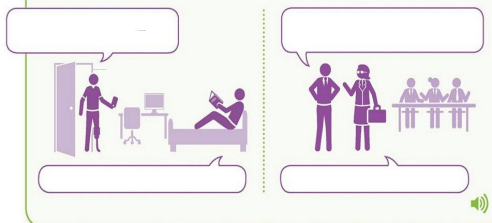
6.6

Diagram 6.6 shows a flowchart with two columns of boxes. The left column has six light green boxes, with the top one highlighted in light blue. The right column has six light green boxes, with the fourth one highlighted in light blue. A curved blue arrow points from the top box of the left column to the fourth box of the right column. A speaker icon is located at the bottom right of the diagram.

7.1




7.2



7.3




7.4

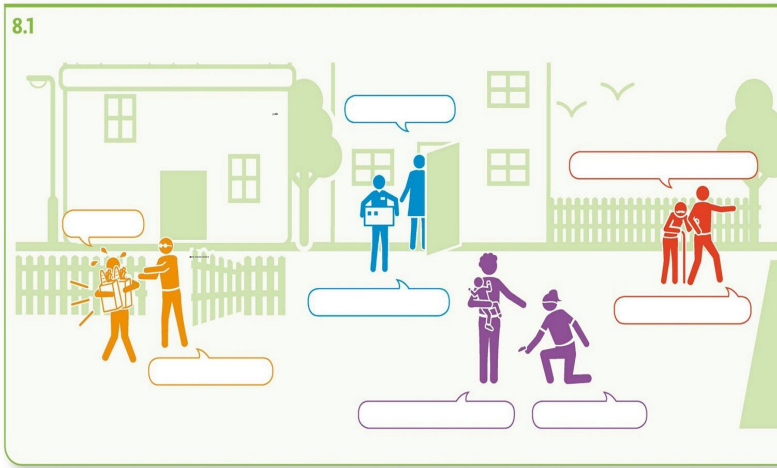


7.5

7.6




7.7




8.3


9.1





9.2





9.3





 9.4



















 9.5





 9.6




10.1



10.2



10.3



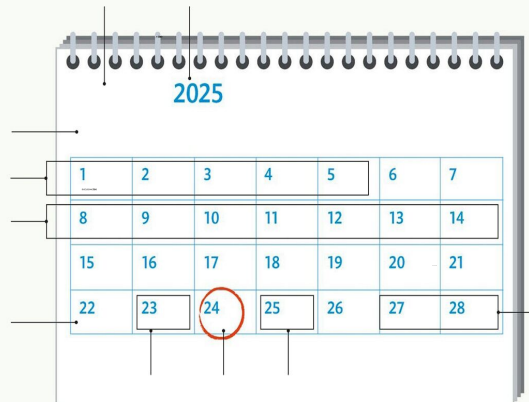
10.4

1


10.5

10.6

11.1



11.2



1st	2nd	3rd	4th	5th	6th
7th	8th	9th	10th	20th	21st
					
					










11.3



11.4

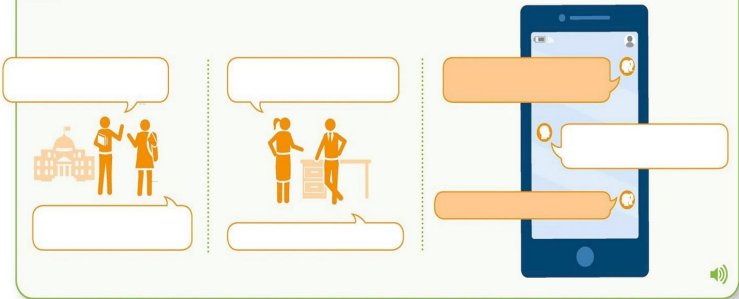
	
	
	




12.1





12.2





12.3






12.4




12.5






12.6






13.1








13.2

13.3



13.4

13.5

Speaker icon

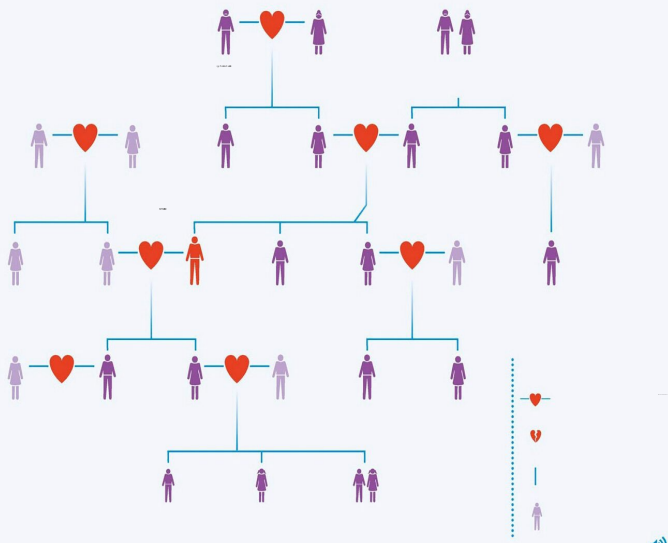
13.6

Speaker icon

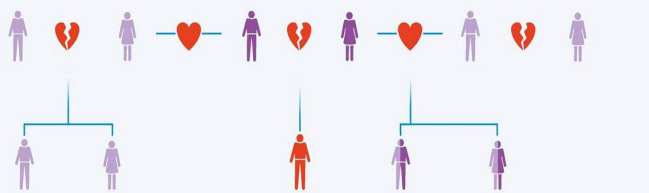
13.7

Speaker icon

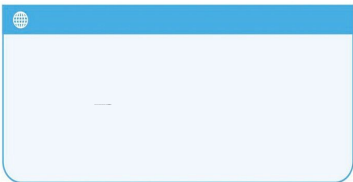
14.1



14.2



15.1



15.2

15.3


 15.4























 15.5

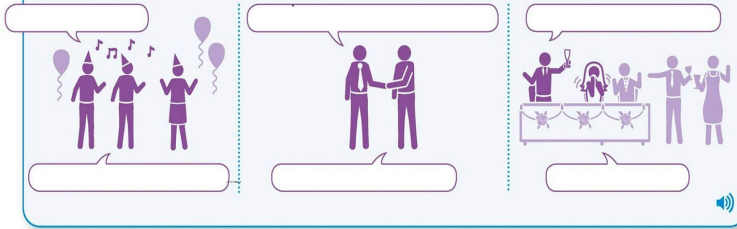


 15.6



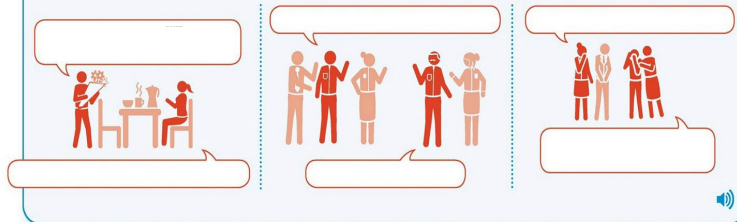
16.1



16.2














16.3




16.4

The diagram illustrates a sequence of communication between two individuals, represented by blue stick figures. It consists of four horizontal rows, each containing two speech bubbles connected by a double-headed arrow. The first row shows one figure speaking to another. The second row shows the second figure responding. The third row shows the first figure responding again. The fourth row shows the second figure responding once more.


16.5

		<input type="checkbox"/>
		<input type="checkbox"/>
		<input type="checkbox"/>
		<input type="checkbox"/>
		<input type="checkbox"/>
		<input checked="" type="checkbox"/>
		<input type="checkbox"/>
		<input type="checkbox"/>
		<input type="checkbox"/>
		<input type="checkbox"/>



16.6

17.1

An illustration of a social gathering. On the left, a woman in a black dress and a man in a white shirt stand near a doorway. In the center, a person in a wheelchair is surrounded by two men in suits. To the right, two men in suits are holding glasses. In the foreground, two women in purple dresses are talking. There are several empty speech bubbles of different colors (white, orange, green, purple) for labeling.

17.3

A diagram showing a flow from a list of five items on the left to a single item on the right. The items are represented by horizontal bars. A curved arrow points from the top bar of the left list to the single bar on the right. A speaker icon is located at the bottom right.

17.2

17.4

18.1

Illustration for exercise 18.1 showing three scenes: two people talking, people at a shop, and people on a bench. Each scene has empty speech bubbles for writing.

18.2

Illustration for exercise 18.2 showing a large empty space for writing.

18.3

Illustration for exercise 18.3 showing two people at a table with empty speech bubbles for writing.

18.4


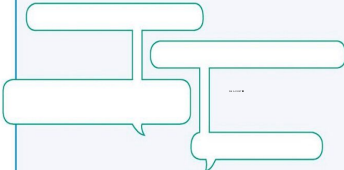
Illustration for exercise 18.4 showing a large empty space for writing.

18.5

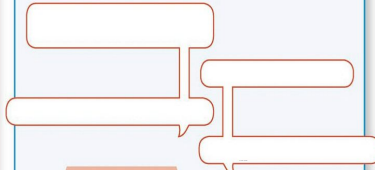

18.6

18.7

18.8



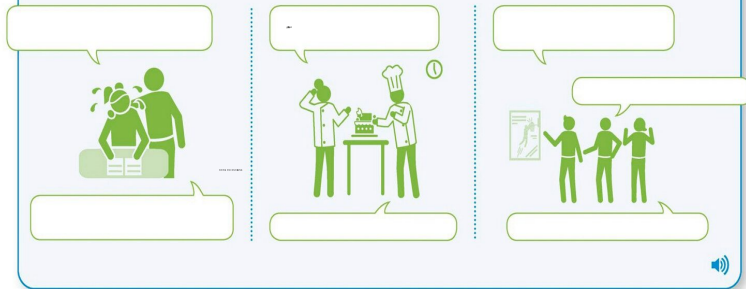
18.9



18.10




19.1






19.2





19.3


**19.4**








**19.5**









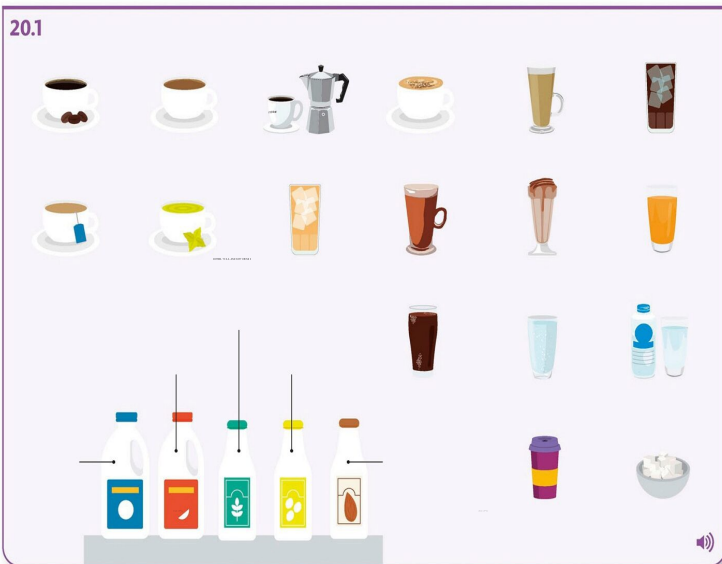




**19.6**



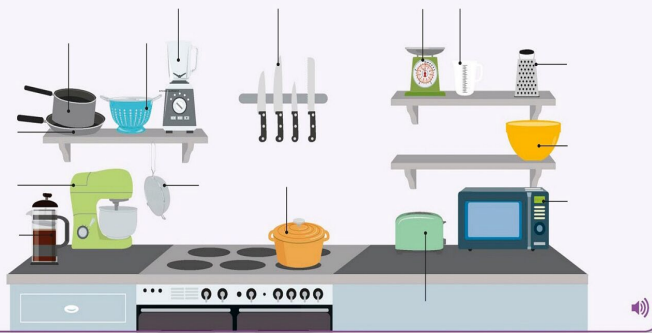
20.1



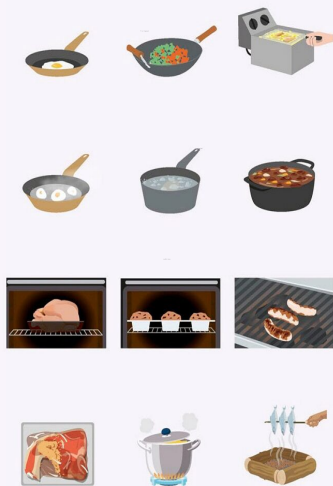
20.2




20.3



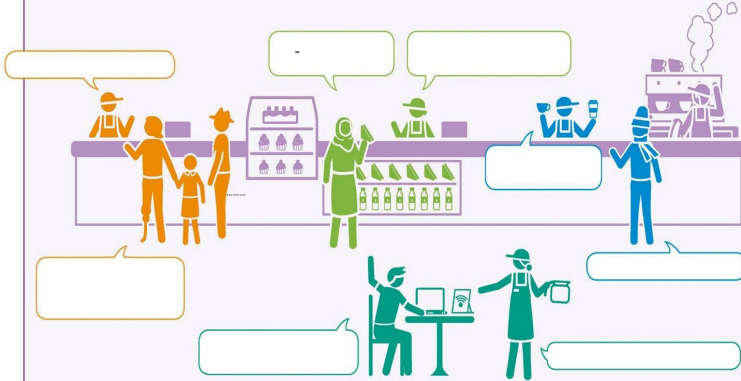
20.4




20.5



21.1

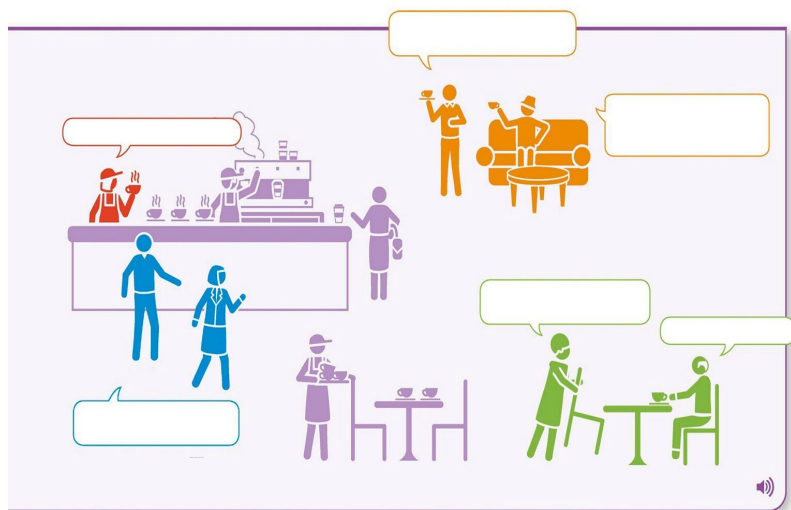


21.2



21.3





21.4

	A	B
1		
2		
3		
4		

22.1

Illustration 1: A person sitting at a desk with a computer, and a person standing next to a shopping cart. A speech bubble is above the person at the desk, and another is next to the person with the cart.

Illustration 2: A person standing at a counter with a cash register, and a person standing next to a shopping cart. A speech bubble is above the person at the counter, and another is next to the person with the cart.

Illustration 3: A person standing at a counter with a cash register, and a person standing next to a shopping cart. A speech bubble is above the person at the counter, and another is next to the person with the cart.

22.2

Illustration 1: A person standing in a kitchen, and a person standing next to a shopping cart. A speech bubble is above the person in the kitchen, and another is next to the person with the cart.

Illustration 2: A person standing in a kitchen, and a person standing next to a shopping cart. A speech bubble is above the person in the kitchen, and another is next to the person with the cart.

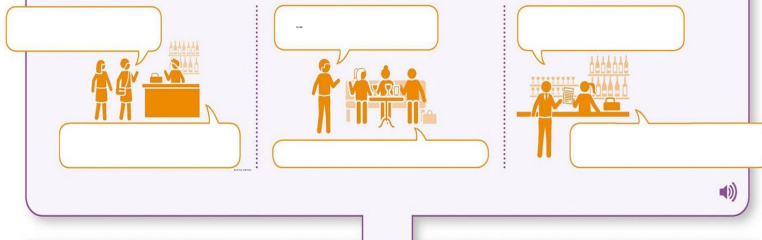
Illustration 3: A person standing in a kitchen, and a person standing next to a shopping cart. A speech bubble is above the person in the kitchen, and another is next to the person with the cart.

22.3

Illustration 1: A bowl of soup, a bowl of salad, a plate of pizza, a plate of sushi, and a plate of skewers.

Illustration 2: A burger, a plate of fried chicken, a plate of fries, a plate of ice cream, a plate of a sandwich, and a person standing next to a shopping cart.

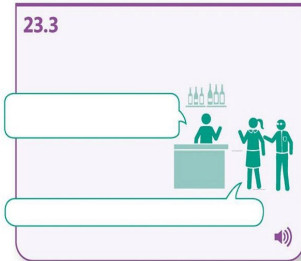
23.1



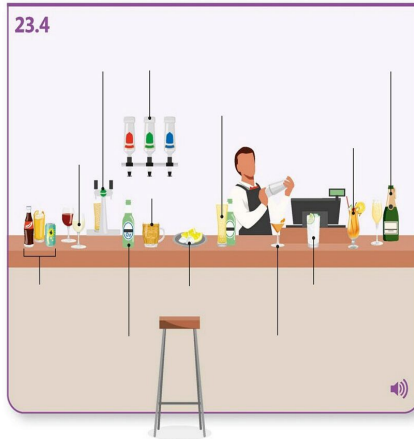
23.2



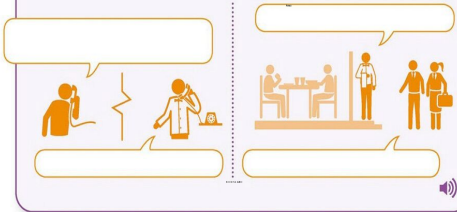
23.3




23.4



24.1




24.2



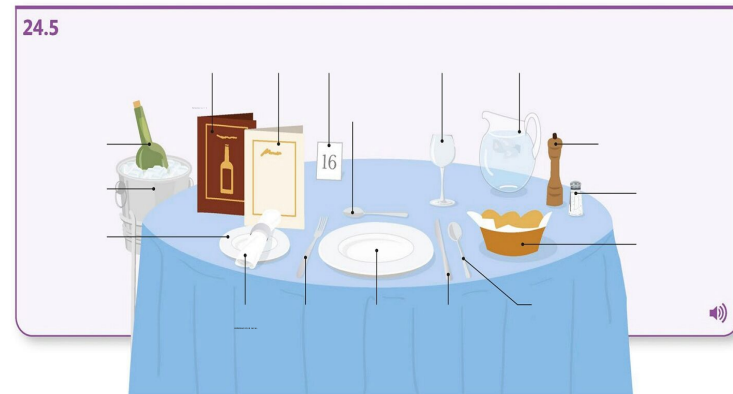
24.3




24.4



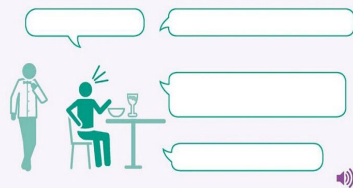
24.5



24.9




24.10



24.11



24.12




24.13


24.14

24.15


25.1



.....




.....




.....

Speaker icon


25.3



.....



.....



.....

Speaker icon

25.2

.....

Speaker icon

25.4

.....

Speaker icon

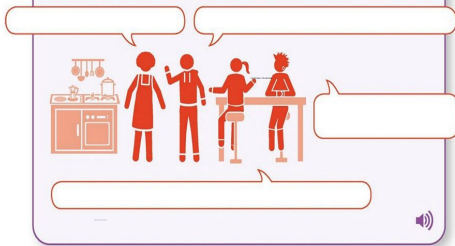
25.5

A ☐
B ☐
C ☒
D ☐
E ☐
F ☐

25.6

25.7

25.8



25.9



25.10





25.11





25.12





 25.13



 25.14




 25.15







26.2



26.3





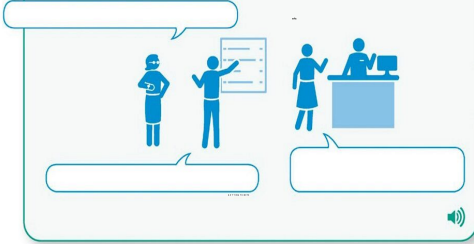
26.4




26.5



27.1



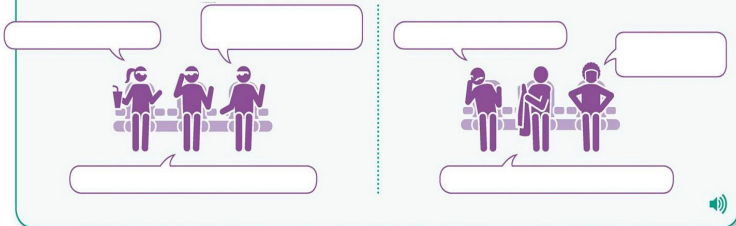
27.2





27.3





27.4





 27.5











 27.6



A



B



C



D



E



F



 27.7



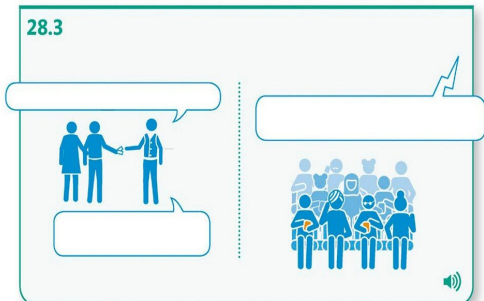
28.1



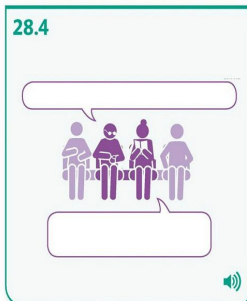
28.2



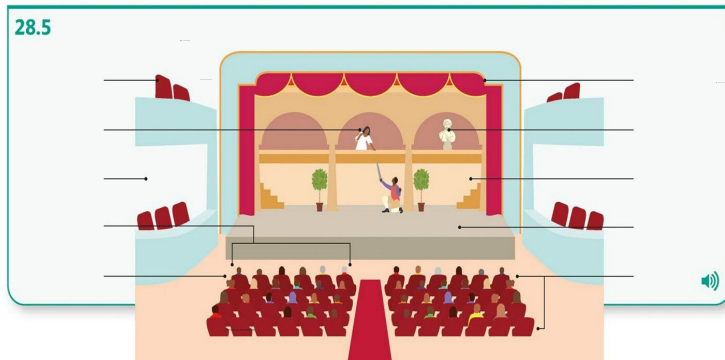
28.3



28.4



28.5



28.6

28.7

28.8

29.1

Speech bubble: _____

Illustration: A group of people standing in a line, with a person at the front holding a clipboard. Above them are five stars.

Speech bubble: _____

Speech bubble: _____


Illustration: A group of people standing in a line, with a person at the front holding a clipboard.

Speech bubble: _____

Speech bubble: _____

Illustration: Two people standing and talking.

Speech bubble: _____

Speaker icon: 

29.2

Speech bubble: _____


Illustration: Two people standing and talking, with a group of people in the background.

Speech bubble: _____

Speaker icon: 

29.3

Speech bubble: _____

Speaker icon: 

29.4

Speech bubble: _____

Illustration: Two people standing and talking, with a person at the front holding a clipboard.

Speech bubble: _____


Speech bubble: _____

Speech bubble: _____

Illustration: A group of people standing in a line, with a person at the front holding a clipboard.

Speech bubble: _____

Speech bubble: _____

Speaker icon: 



30.1

Illustration 1: A person at a desk with a laptop, another person standing nearby, and a third person walking. A speech bubble is above the desk.

Illustration 2: A person at a desk, a person on a treadmill, and a person in a hospital bed. A speech bubble is above the desk.

Illustration 3: A person at a desk, a person on a treadmill, and a person in a hospital bed. A speech bubble is above the desk.

30.2

Empty box for illustration.

30.3

Illustration 1: Two people walking, one carrying a bag. A speech bubble is above them.

Illustration 2: Two people walking, one carrying a bag, and a person on a treadmill. A speech bubble is above them.

30.4

Illustration 1: A person on a treadmill, a person on a stationary bike, and a person in a hospital bed.

Illustration 2: A person on a stationary bike, a person on a stationary bike, and a person on a stationary bike.

Illustration 3: A person on a stationary bike, a person on a stationary bike, and a person on a stationary bike.


[illegible][illegible]

30.7

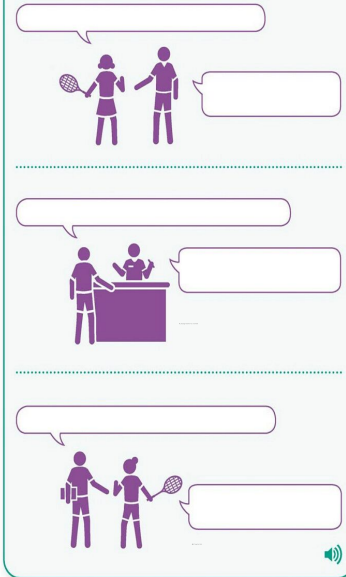
```
graph LR; Input[Input Layer] --> Hidden1[Hidden Layer 1]; Hidden1 --> Hidden2[Hidden Layer 2]; Hidden2 --> Output[Output Layer]
```

The diagram illustrates a neural network architecture with four layers: an input layer (light blue rounded rectangle), a hidden layer (light green rounded rectangle), another hidden layer (light blue rounded rectangle), and an output layer (light orange rounded rectangle). The input layer is connected to the first hidden layer, which is connected to the second hidden layer, which is connected to the output layer. The second hidden layer is a larger rectangle, and the connections from the first hidden layer to it are shown as multiple lines, suggesting a fully connected layer. A small icon of a person's head is visible in the bottom left corner of the input layer, and a speaker icon is in the bottom right corner of the output layer.


31.1





31.2





31.3





 31.4





 31.5





 31.6














32.1

Illustration of a person in a wheelchair talking to a standing person. There is a potted plant on a table. Speech bubbles are present for interaction.

32.2

Illustration of a person at a podium, a person on a ladder, and a person on a ramp. A speech bubble is present for interaction. A speaker icon is in the bottom right corner.

32.3

Illustration of a person standing and talking to a person sitting on a couch. There is a TV and plants. A speech bubble is present for interaction.

Illustration of a person at a desk talking to a person standing. There is a TV and a person at a podium in the background. A speech bubble is present for interaction.

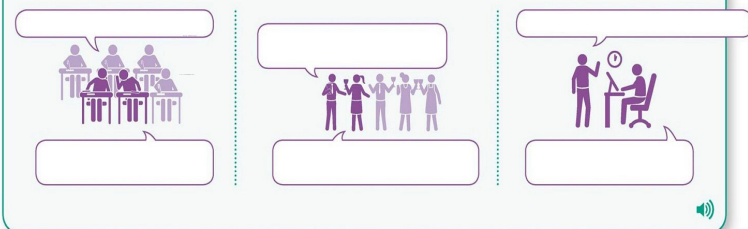
Illustration of a basketball game with several players. A speech bubble is present for interaction.

Illustration of a group of people sitting in a row, with one person raising their hand. There are speech bubbles for interaction. A speaker icon is in the bottom right corner.


33.1



33.2



33.3



33.4

A

B

A

B

A

B

A

B

A

B

33.5

33.6

34.1



34.2



35.1




35.2





35.3





35.4





 35.5




















 35.6



A



B



A



B



A



B

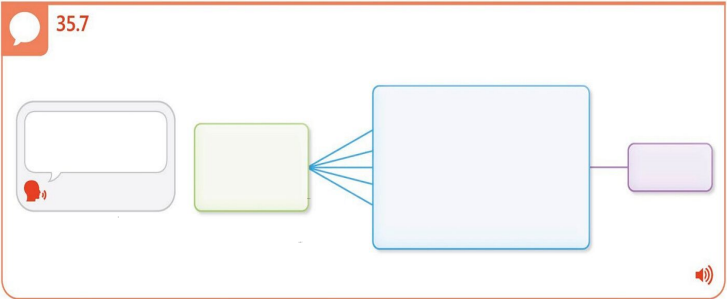

A


B

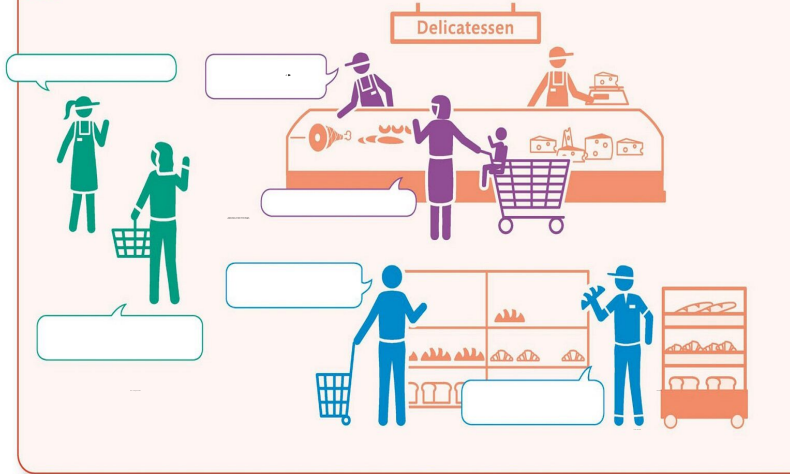
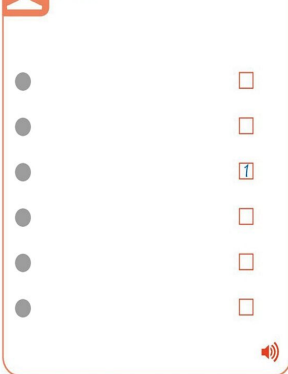

A


B





36.1

 36.2

36.3








36.4



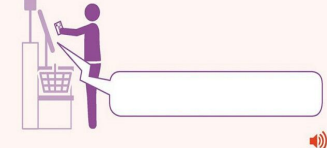
<input type="text"/>		<input type="text"/>
<input type="text"/>		<input type="text"/>
<input type="text"/>		<input type="text"/>
<input type="text"/>		<input type="text"/>
<input type="text"/>		<input type="text"/>

🔊





36.5

36.7

36.8


		
		
		
		
		

36.6


36.9

36.10

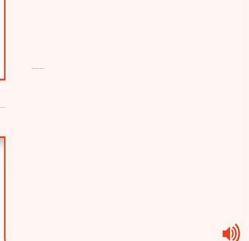
37.1



37.2



37.3



37.4



37.5

A ☐

B ☒

Source: iStock.com

C ☐

D ☐

E ☐


F ☐

37.6

37.7


The diagram shows two directory structures. The source directory on the left contains a file named 'file1.txt' (highlighted in light blue) and several other files. The target directory on the right contains several files, including 'file1.txt' (highlighted in light blue). A blue arrow indicates the movement of 'file1.txt' from the source to the target.

38.1




38.2


38.3



38.4



38.5











[illegible]



38.7













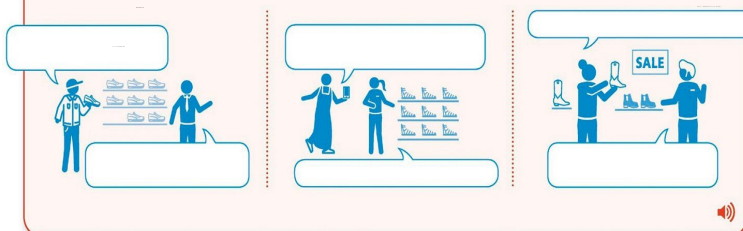


[illegible]


39.1



39.2



39.3



 39.4

A 

B 


C 


D 


E 


F 





 39.5







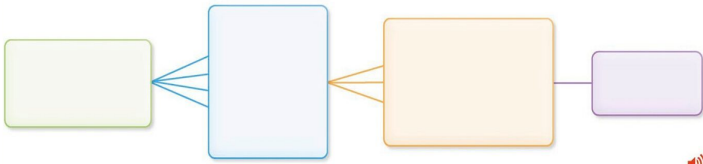







 39.6



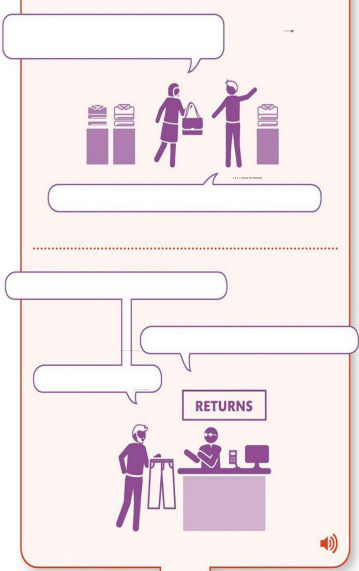


```

graph LR
    A[ ] --> B[ ]
    B --> C[ ]
    C --> D[ ]
    style A fill:#d9ead3,stroke:#333,stroke-width:1px
    style B fill:#d9d2e9,stroke:#333,stroke-width:1px
    style C fill:#f4cccc,stroke:#333,stroke-width:1px
    style D fill:#d9d2e9,stroke:#333,stroke-width:1px
            
```




40.1



40.2





40.3





[illegible]


40.5
































41.1




41.2



41.3



41.4



41.5

Diagram 41.5 shows two columns of four empty rectangular boxes each. Between the columns are four pairs of red stick figures, each pair positioned between a box in the left column and a box in the right column. A small speaker icon is in the bottom right corner.

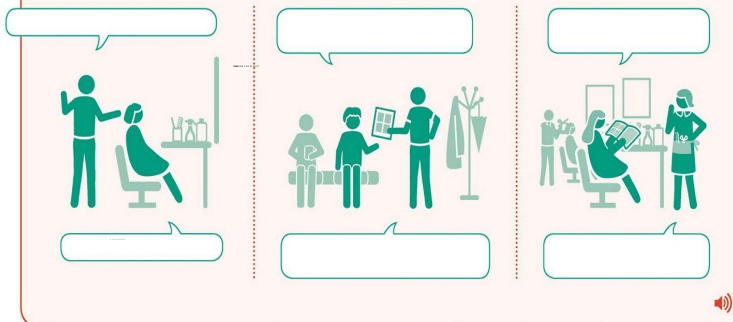
41.6

Diagram 41.6 shows two columns of seven horizontal bars each. The top bar in the left column is light blue, and the fourth bar in the right column is light blue. A blue curved arrow points from the top bar of the left column to the fourth bar of the right column. A small speaker icon is in the bottom right corner.

41.7

Diagram 41.7 shows a flowchart. It starts with a light blue rounded rectangle containing a speech bubble icon and a red stick figure. This is connected by a blue line to a light green square, which is then connected by a blue line to a light blue square. Finally, three purple lines connect the light blue square to a large light purple square on the right. A small speaker icon is in the bottom right corner.

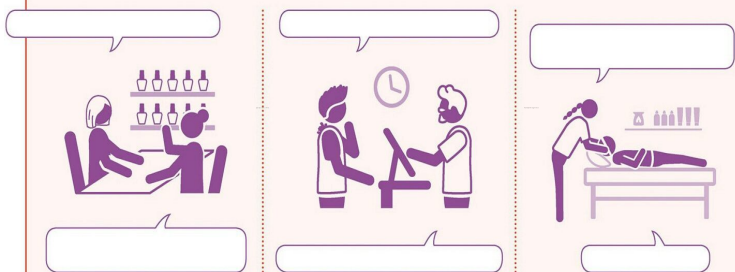
41.8






41.9






41.10






41.11

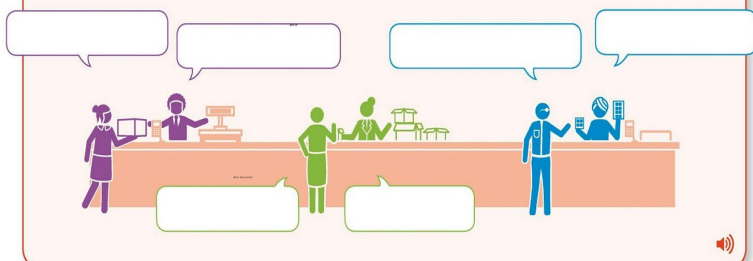

41.12


41.13



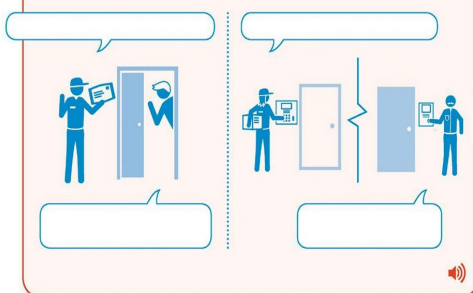
42.1




42.2





42.3





42.4





**42.5**













**42.6**






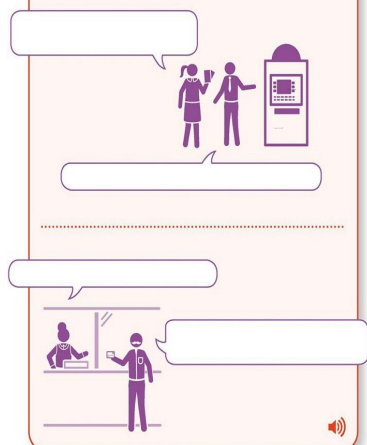
**42.7**



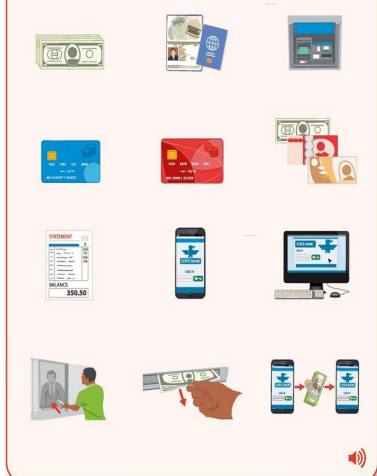
43.1



43.2



43.3

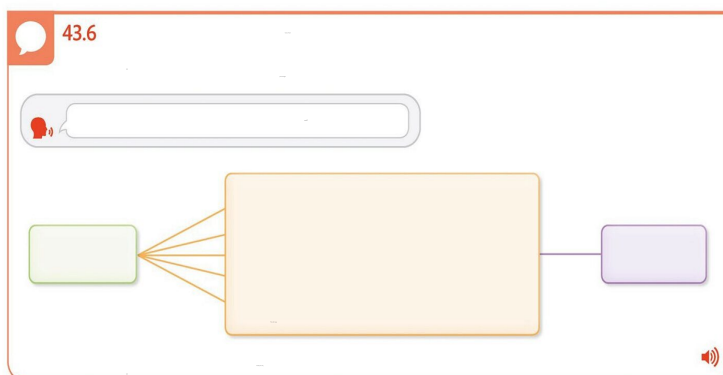


43.4

The image displays 12 icons related to banking and finance, arranged in a grid-like fashion. The icons are as follows:

- Top Left:** An icon of a person wearing a headset, representing customer support or a bank employee. It is labeled with a red circle containing the letter **A**.
- Top Right:** An icon of a stack of Euro banknotes, representing cash or money. It is labeled with a red circle containing the letter **B**.
- Middle Left:** An icon of a red credit card with a chip and the text "1234 5678 9101 1234" and "ABC COMPANY • 12345678". It is labeled with a red circle containing the letter **A**.
- Middle Right:** An icon of a computer monitor displaying a bank website with the text "CREDIT BANK" and a blue bird logo. It is labeled with a red circle containing the letter **B**.
- Bottom Left:** An icon of a blue debit card with a chip and the text "1234 5678 9101 1234" and "DEF COMPANY • 12345678". It is labeled with a red circle containing the letter **A**.
- Bottom Left (below the debit card):** An icon of a smartphone displaying a bank app with the text "CREDIT BANK" and a blue bird logo. It is labeled with a red circle containing the letter **A**.
- Bottom Right:** An icon of a grey safe with a blue interior, representing security or savings. It is labeled with a red circle containing the letter **B**.

At the bottom right of the image, there is a red speaker icon indicating audio content.



43.7

The illustration for exercise 43.7 is divided into two parts by a vertical dotted line. On the left, a person is sitting on a bed, and another person is standing by an open wardrobe. On the right, a person is standing and talking to a person sitting at a desk. There are four empty speech bubbles: one above the person on the bed, one below the person by the wardrobe, one above the person at the desk, and one below the person standing. A small speaker icon is in the bottom right corner.

43.8

The illustration for exercise 43.8 is divided into two parts by a vertical dotted line. On the left, a person is standing at a desk with a laptop, and another person is sitting at a desk with a laptop. On the right, a person is sitting at a desk with a computer, and another person is standing next to a computer monitor. There are four empty speech bubbles: one above the person standing at the desk on the left, one below the person sitting at the desk on the left, one above the person sitting at the desk on the right, and one below the person standing next to the monitor. A small speaker icon is in the bottom right corner.


43.9


The illustration for exercise 43.9 shows a group of people sitting around a table. There are four empty speech bubbles: one above the person on the left, one above the person in the middle, one to the right of the person on the right, and one below the person on the left. A small speaker icon is in the bottom right corner.


43.10


The illustration for exercise 43.10 is an empty rectangular box. A small speaker icon is in the bottom right corner.


43.11


















43.12


The diagram illustrates a 180-degree rotation. On the left, there are seven horizontal bars. The top bar is light blue, and the others are light orange. A blue arrow curves from the top bar to the bottom bar on the right. On the right, there are seven horizontal bars. The bottom bar is light blue, and the others are light orange. This shows that a 180-degree rotation maps the top bar to the bottom bar and vice versa.

44.1




The illustration shows a library setting. On the left, a person is seated at a desk with a computer, while another person stands nearby. To the right, several bookshelves are filled with books, and a person is standing in front of them. There are two empty speech bubbles: one above the person at the desk and one below the bookshelves. A small speaker icon is located in the bottom right corner.

44.2



The illustration shows a library setting. On the left, a person is seated at a desk with a computer, while another person stands nearby. To the right, several bookshelves are filled with books, and a person is standing in front of them. There are two empty speech bubbles: one above the person at the desk and one below the bookshelves. A small speaker icon is located in the bottom right corner.

44.3



The illustration shows a library setting. On the left, a person is seated at a desk with a computer, while another person stands nearby. To the right, several bookshelves are filled with books, and a person is standing in front of them. There are two empty speech bubbles: one above the person at the desk and one below the bookshelves. A small speaker icon is located in the bottom right corner.

44.4

44.5

A

B

C

D

E

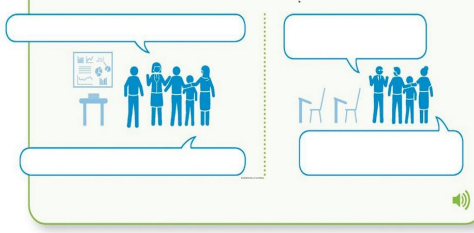
F

44.6


45.1




46.1



46.2




46.3



46.4



46.5



46.6

46.7

$$\begin{aligned} & \frac{1}{2} \frac{d}{dt} \left(\frac{1}{2} m v^2 \right) = \frac{1}{2} m v \frac{dv}{dt} \\ & = \frac{1}{2} m v \frac{dx}{dt} = \frac{1}{2} m v^2 \end{aligned}$$

A

B

A

B

A

B

A

B

46.8

47.1

Illustration of a family (two adults and a child) standing in front of a school building. There are three empty speech bubbles: one above the family, one to the right of the child, and one below the family.

Illustration of a classroom scene with a teacher at a desk, a student in a wheelchair, and another student standing. There are two empty speech bubbles: one above the teacher and one below the students.

Speaker icon

47.2

Illustration of two people talking, with three small icons (a factory, a lightbulb, and a person) above them. There are two empty speech bubbles: one above the person on the left and one to the right of the person on the right.

Illustration of two people talking, with one person pointing at a screen. There are two empty speech bubbles: one above the person on the left and one to the right of the person on the right.

Speaker icon

47.3

Empty panel with a speaker icon at the bottom right.

Speaker icon

47.4

Illustration of three people sitting at a table, talking. There are three empty speech bubbles: one above the person on the left, one to the right of the person in the middle, and one below the person on the right.

Speaker icon

47.8

A grid of 12 purple icons arranged in two rows of six. The top row includes icons for a group of people, a globe with a magnifying glass, a chemistry flask, an atomic symbol, a DNA helix, and a stethoscope. The bottom row includes icons for a balance scale, interlocking gears, a classical building, a modern building, a person with a percentage sign, and a government dome. A small speaker icon is in the bottom right corner.

47.9

A blue-themed illustration divided by a vertical dashed line. On the left, a person is on a bicycle, another person is standing next to it, and a third person is walking. On the right, two people are talking, and another person is standing next to a trash can. There are four empty speech bubbles for labeling: one above the first person, one below the second person, one above the third person, and one below the person by the trash can. A small speaker icon is in the bottom right corner.

47.10

An orange-themed illustration divided by a vertical dashed line. On the left, a person is walking up stairs, another person is carrying a bag, and a third person is standing next to a door. On the right, two people are walking, and another person is standing next to a building. There are four empty speech bubbles for labeling: one above the first person, one below the second person, one above the third person, and one below the person by the building. A small speaker icon is in the bottom right corner.

47.11

47.12

A

B

C

1

D

E

F

47.13

47.14

Speech bubbles and text boxes for exercise 47.14.

47.15

Speech bubbles and text boxes for exercise 47.15.

47.16

Blank illustration area for exercise 47.16.

47.17

Speech bubbles and text boxes for exercise 47.17.

47.18

Blank illustration area for exercise 47.18.

 47.19


A


B


A


B



A



B



A



B



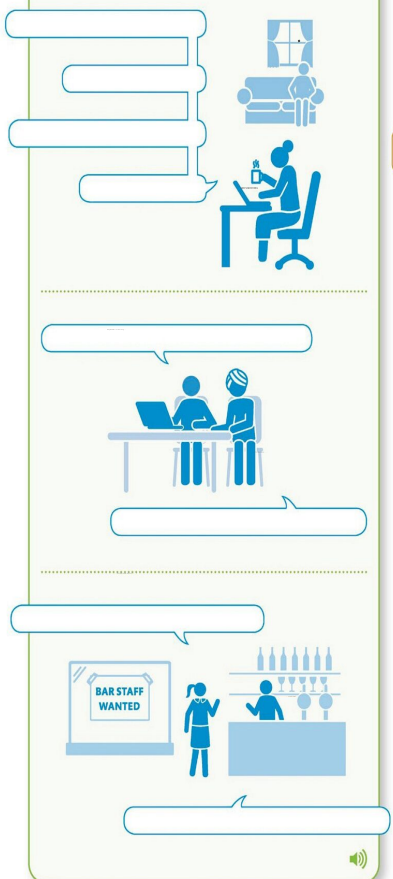
 47.20



 47.21



48.1



48.2



48.3



[illegible][illegible][illegible]

49.1



49.2



49.3




49.4

49.5


49.6

50.1




Speech bubble above: _____

Speech bubble below: _____



Speech bubble above: _____

Speech bubble below: _____




Speech bubble above: _____

Speech bubble below: _____

50.2

50.3



Speech bubble above: _____

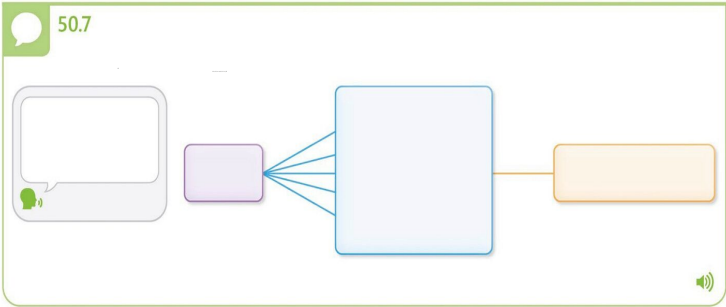

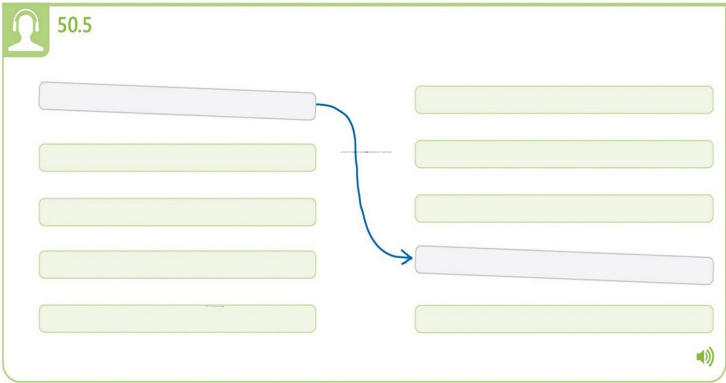
Speech bubble 1: _____

Speech bubble 2: _____

Speech bubble 3: _____

Speech bubble 4: _____


50.4




51.1



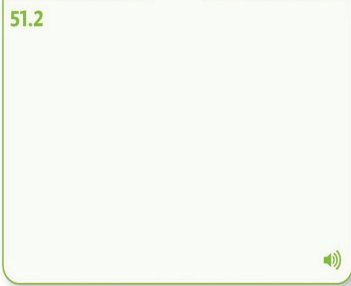
51.3




51.4





51.2





51.5





 51.6

















 51.7



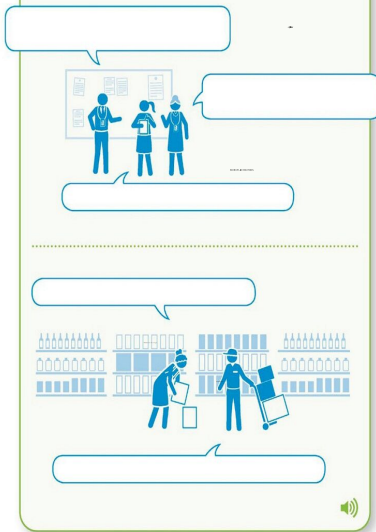




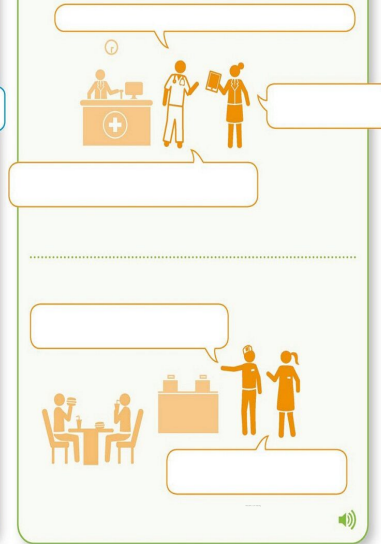
 51.8




52.1



52.2



52.3



52.4

52.5

A

B

A

B

A


B

A


B

52.6


53.1

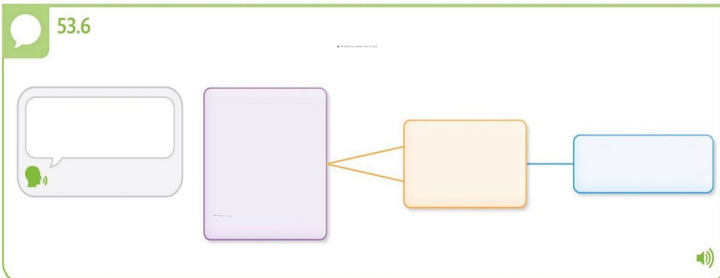
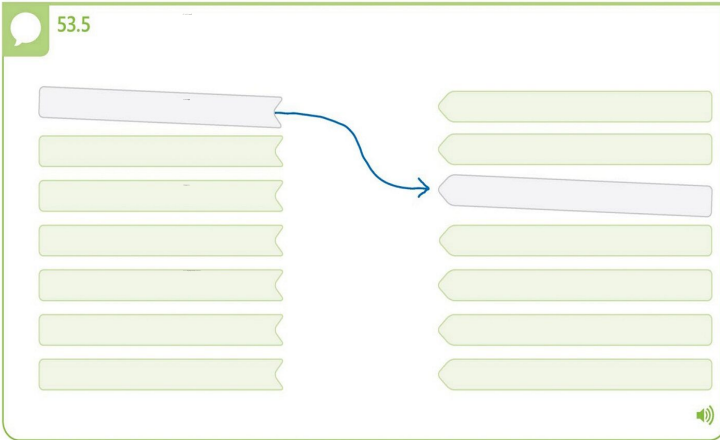



53.2

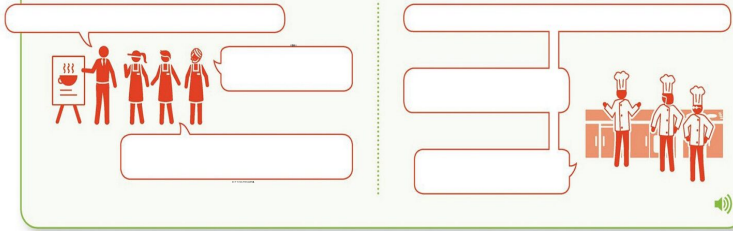


53.3







54.1




54.2





54.3





54.4





 54.5




 54.6



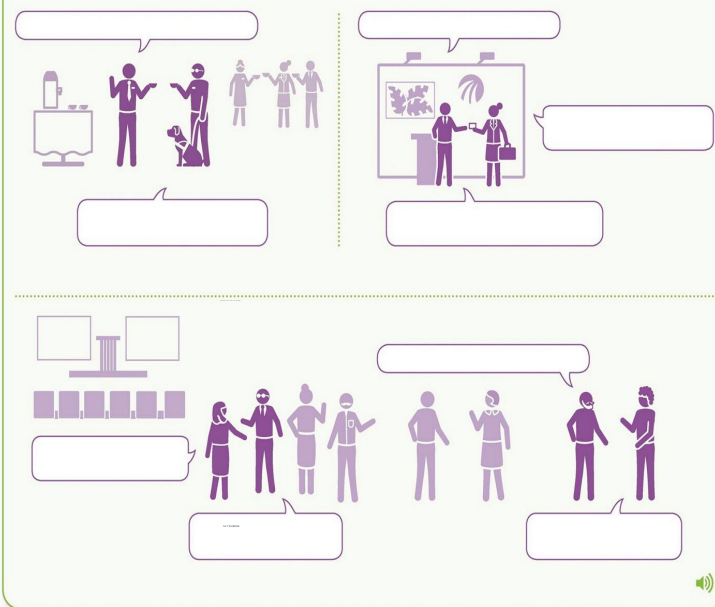
 54.7





54.8




54.9





 54.10









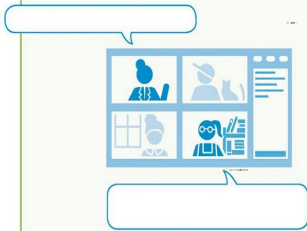
 54.11



 54.12



55.1



55.3





55.2




55.4



 55.5






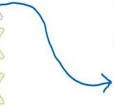



 55.6





 55.7

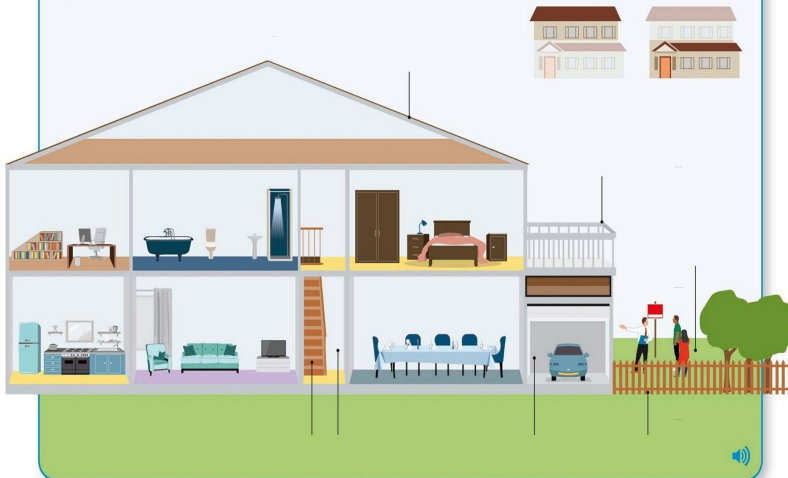




56.1




56.2



56.3



56.4



57.1

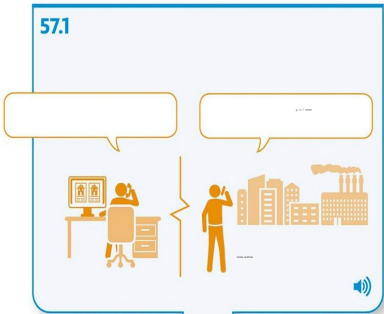


Illustration showing a person sitting at a desk with a computer monitor on the left, and a person standing in front of a factory with smokestacks on the right. Two speech bubbles are positioned above the figures. A speaker icon is in the bottom right corner.

57.3

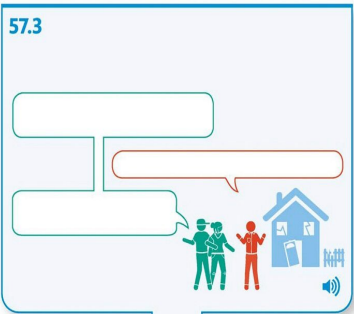




Illustration showing two people, one green and one red, standing in front of a blue house. Three speech bubbles are positioned above them. A speaker icon is in the bottom right corner.

57.2



An empty rectangular box with a speaker icon in the bottom right corner.

57.4



An empty rectangular box with a speaker icon in the bottom right corner.

57.5

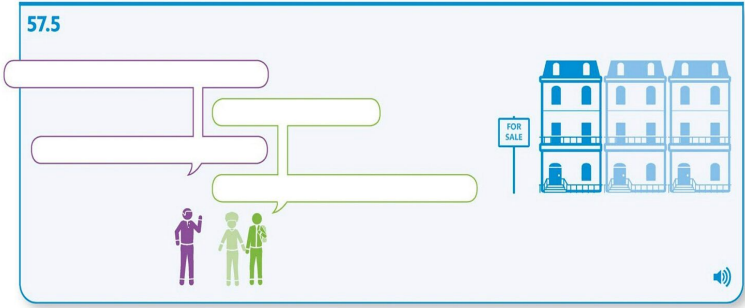


Illustration showing three people (one purple, two green) standing in front of a row of three blue houses. A 'FOR SALE' sign is on the left. Four speech bubbles are positioned above the figures. A speaker icon is in the bottom right corner.

57.6

Diagram 57.6 shows a sequence of four horizontal bars, each with a gap in the middle. Above each gap are two blue stick figures facing each other, representing a conversation. The bars are white with a thin black outline.

57.7

Diagram 57.7 shows a flow from a light blue bar on the left to a light blue bar on the right. A curved arrow points from the left bar to the right bar. There are four other light blue bars on the left and four on the right, all with a tab on the right side.

57.8

Diagram 57.8 shows a sequence of four colored boxes: a light blue box, a light green box, a light purple box, and a light orange box. The boxes are connected by lines, with the light green box connected to the light purple box, and the light purple box connected to the light orange box. The light blue box is on the left and has a small blue icon inside.

57.9

57.10

57.11

57.12

57.13

1

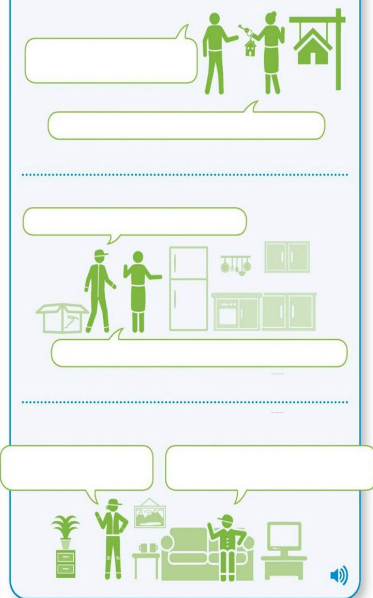
57.14

57.15

58.1



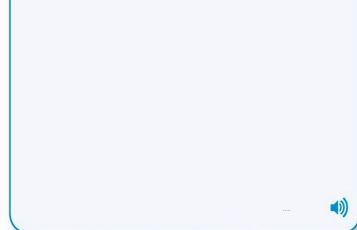
58.2



58.3



58.4



58.5

A

B

C

D


E

F

58.6


58.7

59.1




Two red speech bubbles are positioned above the illustration. A small speaker icon is at the bottom right.

59.2




An empty light blue box with a small speaker icon at the bottom right.

59.3



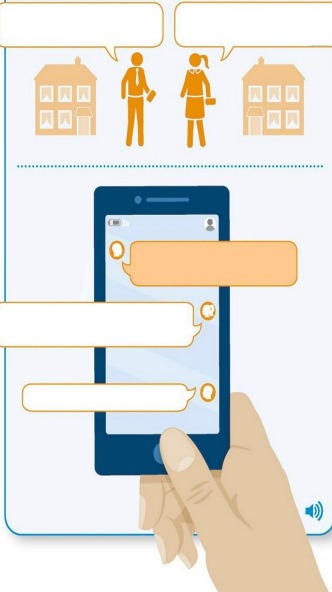
Two green speech bubbles are positioned above the illustration. A small speaker icon is at the bottom right.

59.4



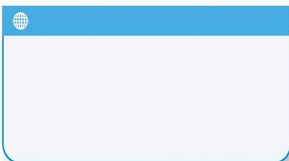
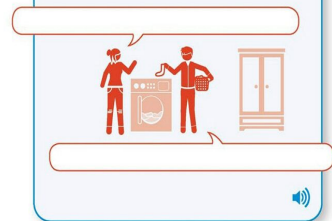
An empty light blue box with a small speaker icon at the bottom right.

59.5

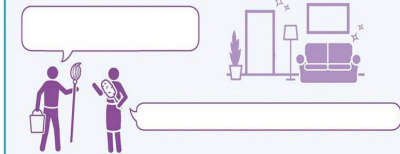


Two orange speech bubbles are positioned above the top illustration. Three orange speech bubbles are positioned to the right of the smartphone. A small speaker icon is at the bottom right.

60.1



60.2



60.3



60.4

60.5

A

B

A

B

A

B


A

B


60.6

61.1


Two empty speech bubbles.



Two empty speech bubbles.



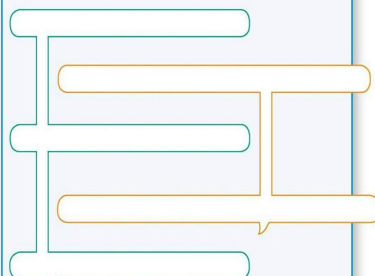
Two empty speech bubbles.




One empty speech bubble.

Speaker icon

61.2




Two empty speech bubbles.





Speaker icon


61.3


Speaker icon


 61.4



















 61.5




 61.6

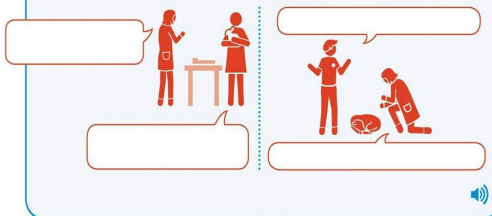




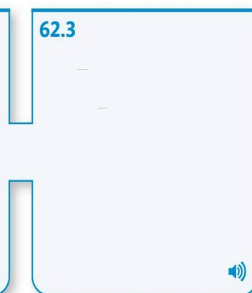
62.1




62.2



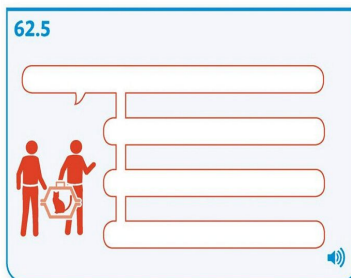
62.3





62.4





62.5





 62.6

















 62.7





☐





☐





☐





☐




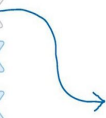
☐




☐



 62.8






63.1



63.2



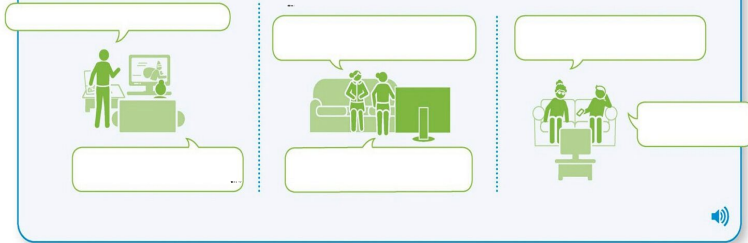
63.3



63.4




64.1



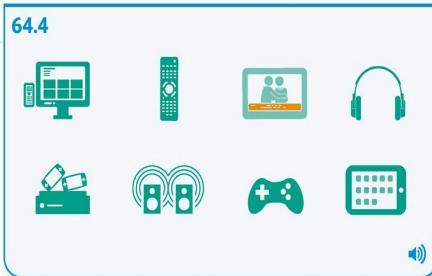
64.2



64.3



64.4



64.5

64.6

A

B

C

D

E


F

G


H

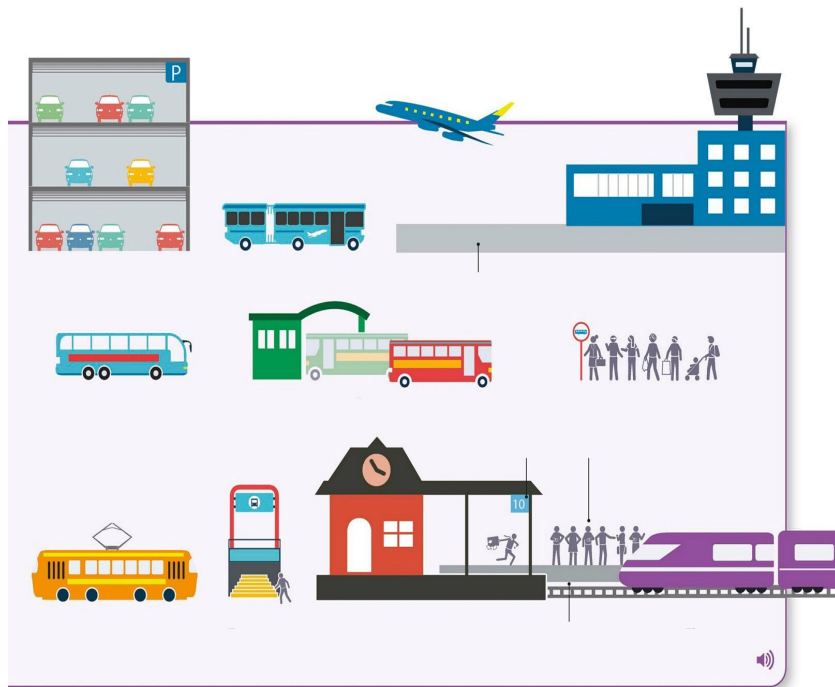
64.7

65.1

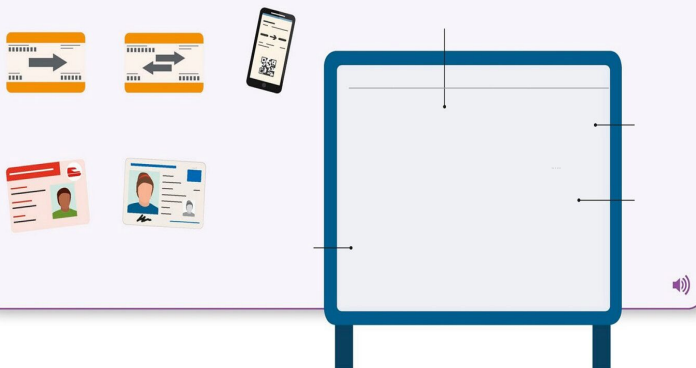


65.2

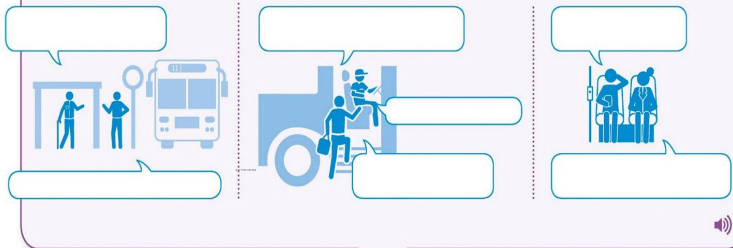




65.3



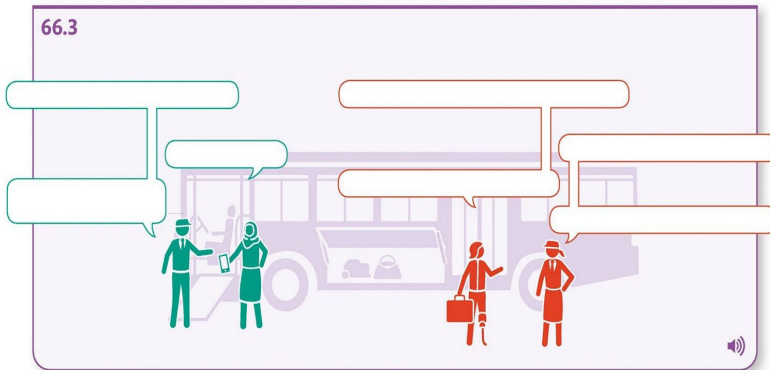
66.1



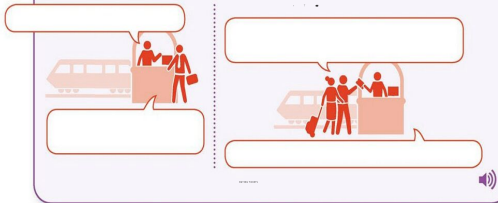
66.2




66.3



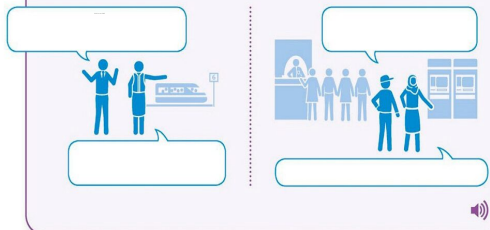
67.1




67.2



67.3



67.4



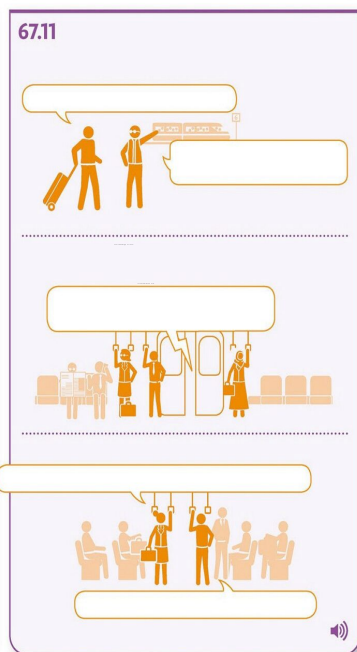

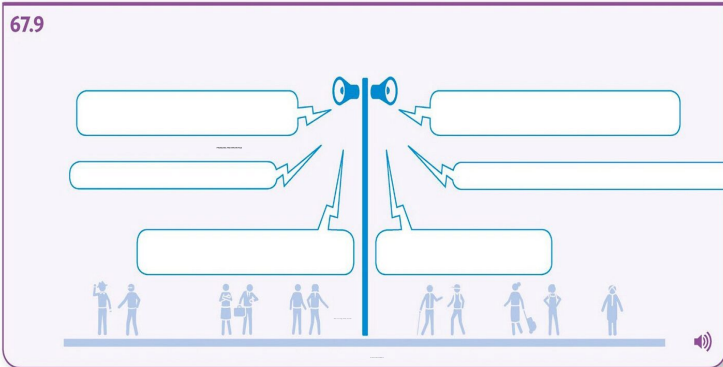
67.5



67.6

67.7

67.8



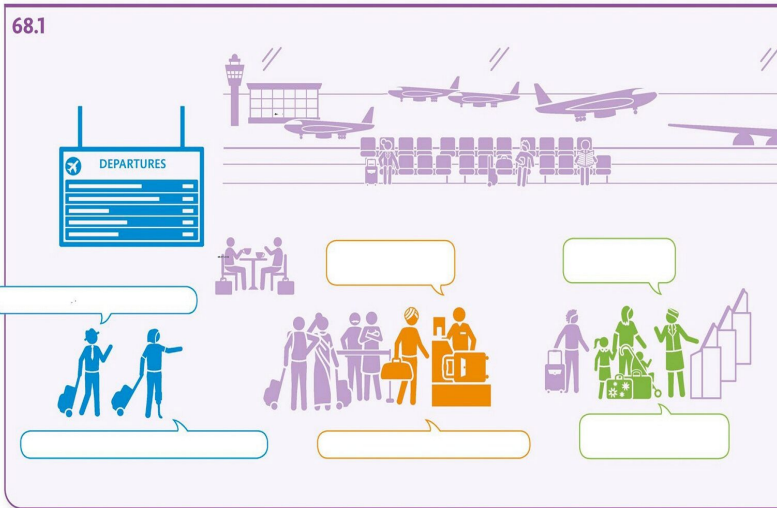
67.12

67.13



Speaker icon

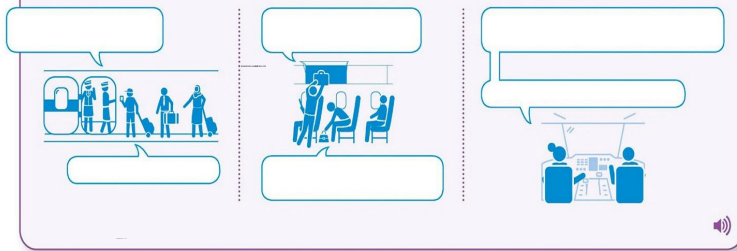
67.14



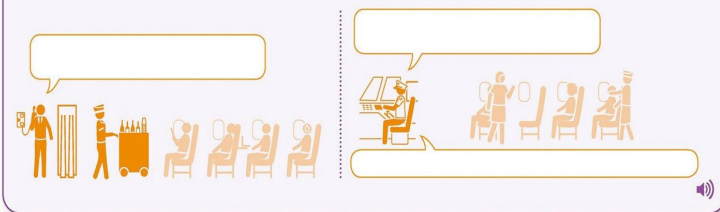
68.3

Speaker icon


68.5



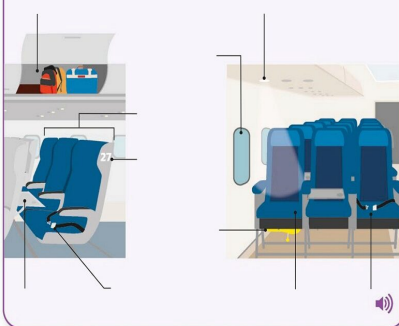
68.6






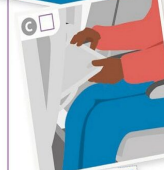



68.7





68.8





 68.9









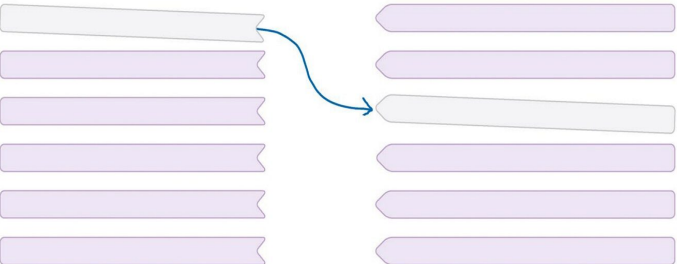



 68.10





 68.11






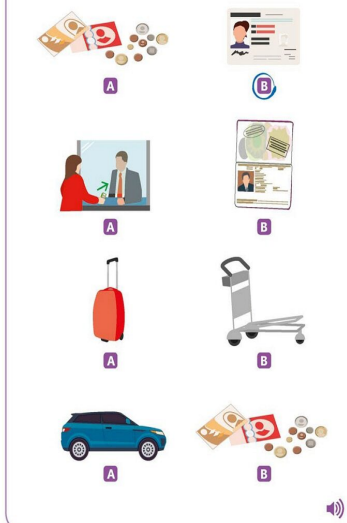
68.12

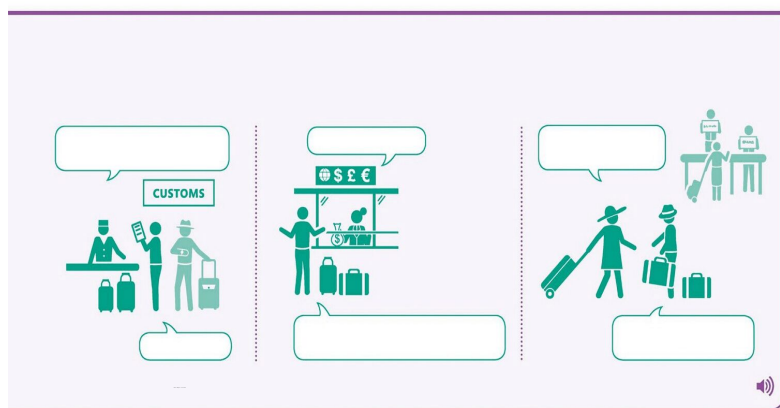


68.13







68.14





68.15






Four sets of empty speech bubbles for a matching exercise, each with a small icon of two people talking in the center.

A small speaker icon is located at the bottom right of this section.

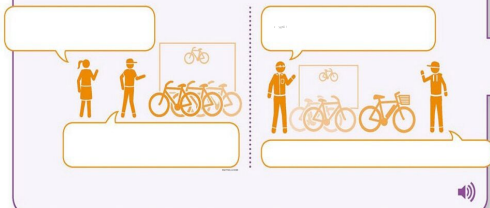
68.16

Five sets of empty speech bubbles for a matching exercise, each with a small icon of a travel-related object on the right.

A small speaker icon is located at the bottom right of this section.

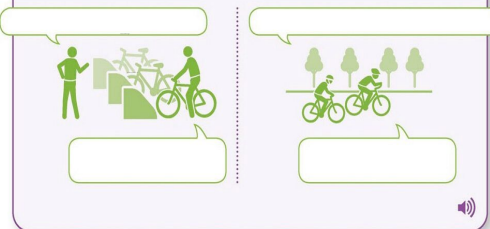
69.1




69.2



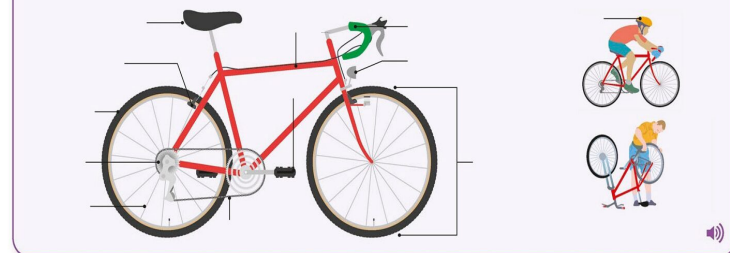
69.3



69.4



69.5



69.6

69.7

A
☐

B
☐

C
☐

D
☒

E
☐

F
☐

69.8

70.1

Illustration of a person with a suitcase talking to a person in a uniform.

Illustration of a taxi and a person on a motorcycle.


Illustration of a taxi and a building.


70.2


Illustration of a person with a suitcase, a person on a motorcycle, and a taxi.

70.3


Blank area for writing or drawing.


 70.4




 70.5

1



 70.6



71.1




Illustration showing a car accident scene. A car is on a lift. A person is on a phone. There are speech bubbles for dialogue.

71.2

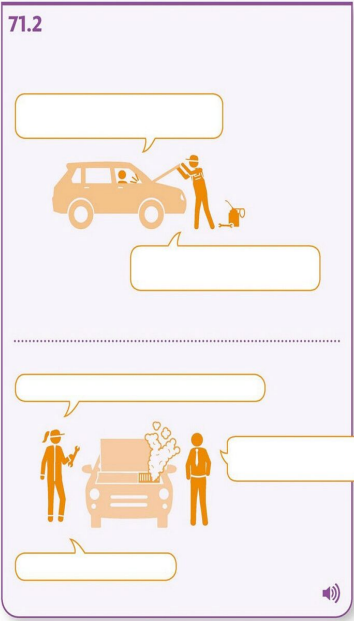


Illustration showing a car being washed by a person. There are speech bubbles for dialogue.

71.3




Illustration showing a car on a lift. There is a speech bubble for dialogue.

71.4

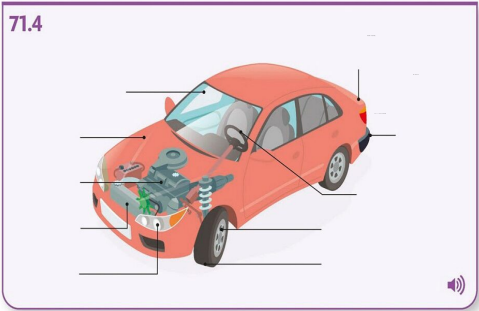


Illustration showing a car with its engine open. There are lines pointing to various parts of the car for labeling.

71.5

A

B

1

2

3

4

71.6

1




A

B

2




A

B

3




A

B

4




A

B

71.7


1

2

3

4

72.1



72.2




72.3






72.4



72.5



73.1



73.2



73.3



73.4

73.5



73.6

74.1

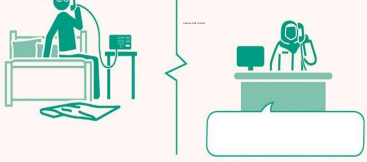
This illustration depicts a hotel reception area. On the left, a staff member in a purple uniform is at a desk, with a guest in a purple dress and luggage nearby. In the center, a staff member in a green uniform is at a desk, with a guest in a green dress and luggage nearby. On the right, a staff member in a blue uniform is at a desk, with a guest in a blue dress and luggage nearby. There are five empty speech bubbles for dialogue: one above the purple staff member, one above the green staff member, one above the blue staff member, one below the purple guest, and one below the green guest. A clock is visible on the wall to the right.

74.3

This illustration depicts a hotel reception area. On the left, a staff member in a purple uniform is at a desk, with a guest in a purple dress and luggage nearby. In the center, a staff member in a green uniform is at a desk, with a guest in a green dress and luggage nearby. On the right, a staff member in a blue uniform is at a desk, with a guest in a blue dress and luggage nearby. There are five empty speech bubbles for dialogue: one above the purple staff member, one above the green staff member, one above the blue staff member, one below the purple guest, and one below the green guest. A clock is visible on the wall to the right.



74.5



74.6



74.7



74.8



74.9



74.10

74.11


74.12

74.13

Illustration 1: A woman in a blue dress and hat stands next to a man in a blue uniform holding a clipboard. They are in front of a doorway. There are two speech bubbles above them and one to the right.

Illustration 2: Three people (two men and one woman) stand next to a counter with various items on it. There is one speech bubble above them and one below.

Illustration 3: A man in a blue uniform stands next to a woman in a blue dress. A man in a blue uniform is sitting at a table. There is one speech bubble above them and one below.


Speaker icon: 




74.14

Illustration 1: Three people (two women and one man) stand next to a suitcase. There are two speech bubbles above them and one below.

Illustration 2: A man in a blue uniform stands behind a counter with a computer monitor. A woman in a blue dress stands next to him. There are two speech bubbles above them and one below.

Speaker icon: 

74.15





74.16


→


→


74.17

































[illegible]

75.1




75.3



75.2

75.4



75.5

A

B

A

B

A

B

A

B

75.6

75.7

76.1

Illustration 1: A person at a counter, a dog, and two people walking. A speech bubble is above the counter.

Illustration 2: A person at a counter, a dog, and two people walking. A speech bubble is above the counter.

Illustration 3: A person at a counter, a dog, and two people walking. A speech bubble is above the counter.

Illustration 4: A person at a counter, a dog, and two people walking. A speech bubble is above the counter.

Illustration 5: A person at a counter, a dog, and two people walking. A speech bubble is above the counter.

76.2

Illustration 1: Two people standing. A speech bubble is above them.

Illustration 2: A person at a counter, a dog, and two people walking. A speech bubble is above the counter.

Illustration 3: A person at a counter, a dog, and two people walking. A speech bubble is above the counter.

Illustration 4: A person at a counter, a dog, and two people walking. A speech bubble is above the counter.

76.3

Illustration 1: A person at a counter, a dog, and two people walking. A speech bubble is above the counter.

Illustration 2: A person at a counter, a dog, and two people walking. A speech bubble is above the counter.

Illustration 3: A person at a counter, a dog, and two people walking. A speech bubble is above the counter.

Illustration 4: A person at a counter, a dog, and two people walking. A speech bubble is above the counter.

76.4

Speaker icon

76.5

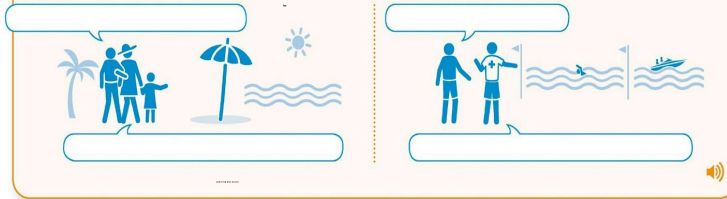
- A: A red and white tent
- B: A blue tent
- C: A white caravan
- D: A campfire with smoke
- E: A beach scene with sand and water
- F: A red gas cylinder
- G: Two blue lockers
- H: A stack of logs

Speaker icon


76.6

Speaker icon

77.1



77.2



77.3

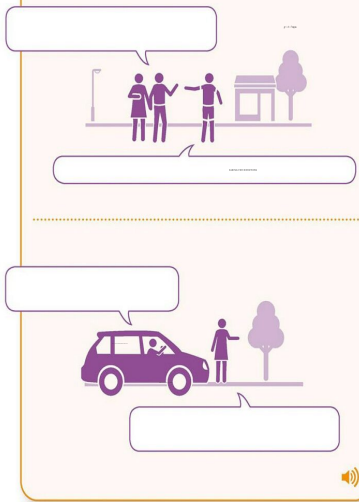


77.4

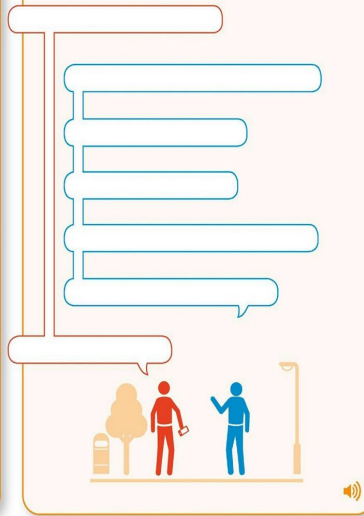
77.5

77.6

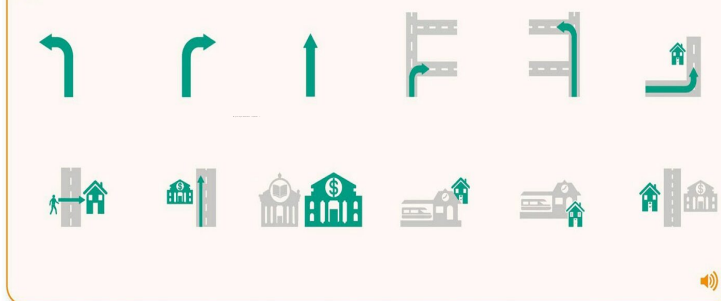
78.1



78.2



78.3



78.4

A ☐

B ☐

C ☐

D ☐

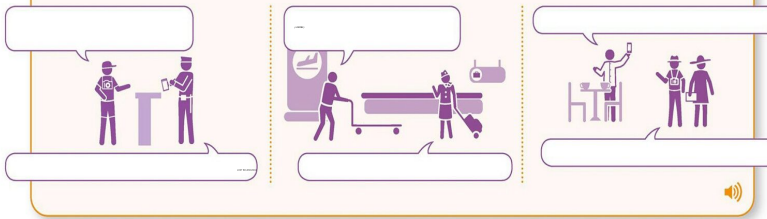
E ☐

F ☐

78.5

78.6


79.1



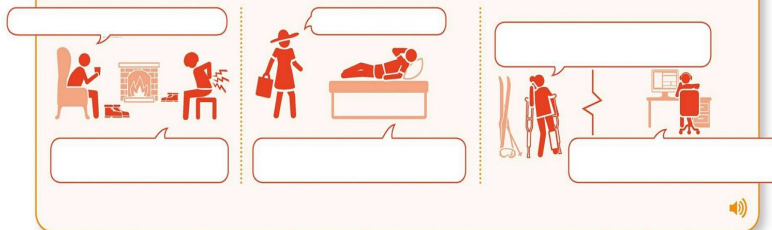
79.2








79.3





79.4




79.5








79.6

1

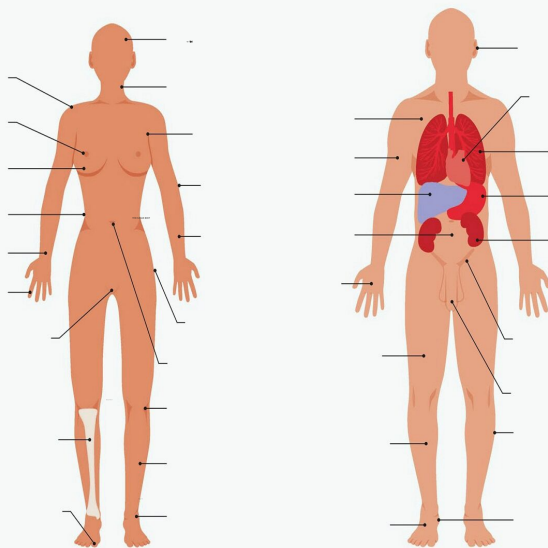


79.7






80.1



80.2



80.3



80.4



81.1




Illustration of a pharmacy counter with a pharmacist and a customer. The pharmacist is wearing a blue uniform and a cap, and the customer is wearing a blue shirt. There are shelves of medicine in the background.

Illustration of a pharmacist and a customer. The pharmacist is wearing a blue uniform and a cap, and the customer is wearing a blue shirt. They are standing in front of a pharmacy counter.

81.2





Illustration of a pharmacist and a customer. The pharmacist is wearing a blue uniform and a cap, and the customer is wearing a blue shirt. They are standing in front of a pharmacy counter.



81.3




Illustration of a pharmacist and a customer. The pharmacist is wearing a blue uniform and a cap, and the customer is wearing a blue shirt. They are standing in front of a pharmacy counter.




Illustration of a pharmacist and a customer. The pharmacist is wearing a blue uniform and a cap, and the customer is wearing a blue shirt. They are standing in front of a pharmacy counter.

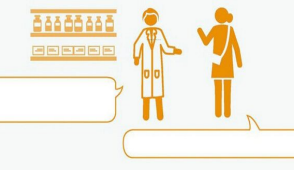


Illustration of a pharmacist and a customer. The pharmacist is wearing a blue uniform and a cap, and the customer is wearing a blue shirt. They are standing in front of a pharmacy counter.





Illustration of a pharmacist and a customer. The pharmacist is wearing a blue uniform and a cap, and the customer is wearing a blue shirt. They are standing in front of a pharmacy counter.

81.4

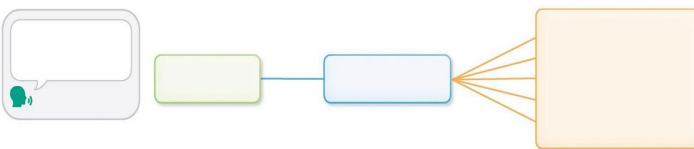


A B C D E F


81.5




81.6




81.7





81.8





81.9





**81.10**





**81.11**





**81.12**






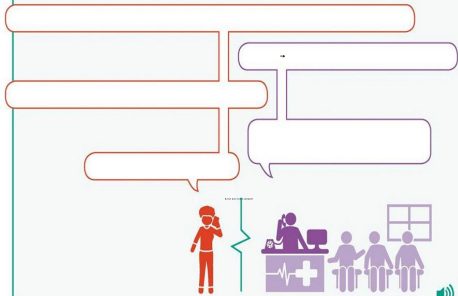










82.1




82.2



82.3



82.4





[illegible][illegible]

82.7

The diagram illustrates a neural network architecture with three layers of nodes. The input layer on the left consists of a single blue rounded rectangle. This layer is fully connected to a hidden layer in the middle, which contains a single larger orange rounded rectangle. The hidden layer is then fully connected to an output layer on the right, which consists of a single purple rounded rectangle. Above the input layer, there is a green speech bubble icon and a white rounded rectangle with a green border. Above the hidden layer, there is a white rounded rectangle with a green border. Above the output layer, there is a white rounded rectangle with a green border. A small green speech bubble icon is located in the bottom right corner of the slide.


83.1






83.2


83.3








83.4


83.5











 83.6












 83.7

☐

☒

☐


☐


☐


☐


☐


☐



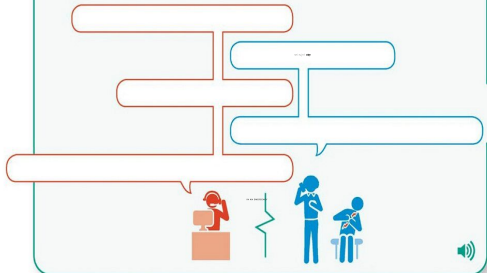


 83.8





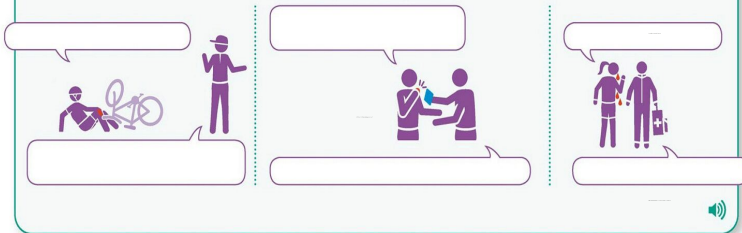
84.1




84.2


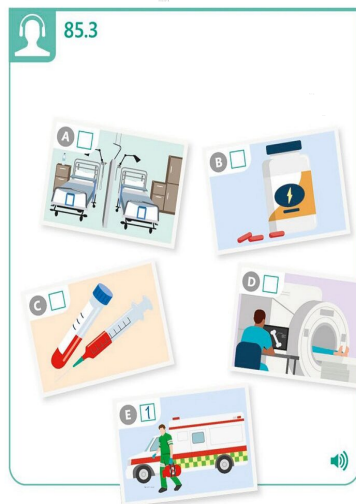
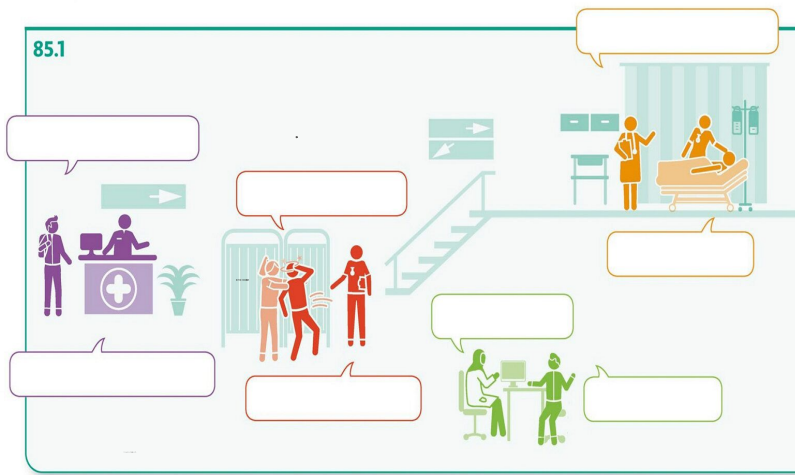



84.3




84.4







85.2



85.5





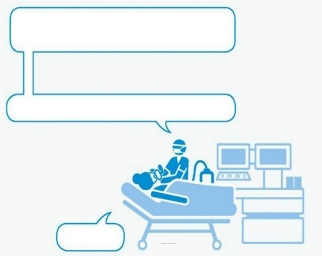
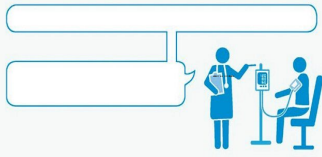










85.6





85.7





85.8





 85.9
















 85.10




 85.11




86.1




86.2




86.3



86.4



86.5



86.6

A ☒
B ☐
C ☐
D ☐
E ☐
F ☐

86.7

☐

☐

☒

☐

☐

☐

☐

☒

☐

☐

☐

☐

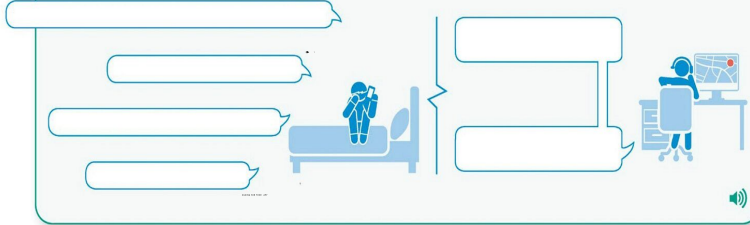
☐

☐


☐

86.8

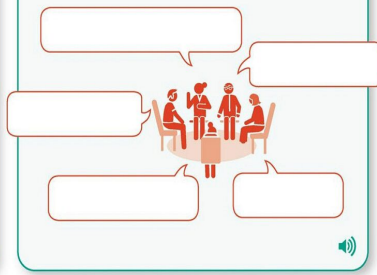
87.1




87.2




87.3



87.4



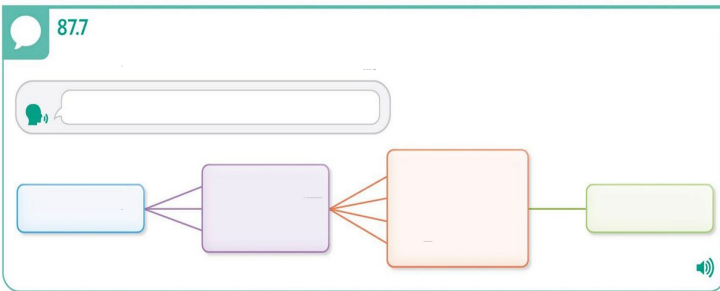
87.5



87.6

Diagram for exercise 87.6: Four pairs of empty rectangular boxes are arranged vertically. Between each pair of boxes are two small human icons, one on the left and one on the right, facing each other.

Speaker icon



87.8

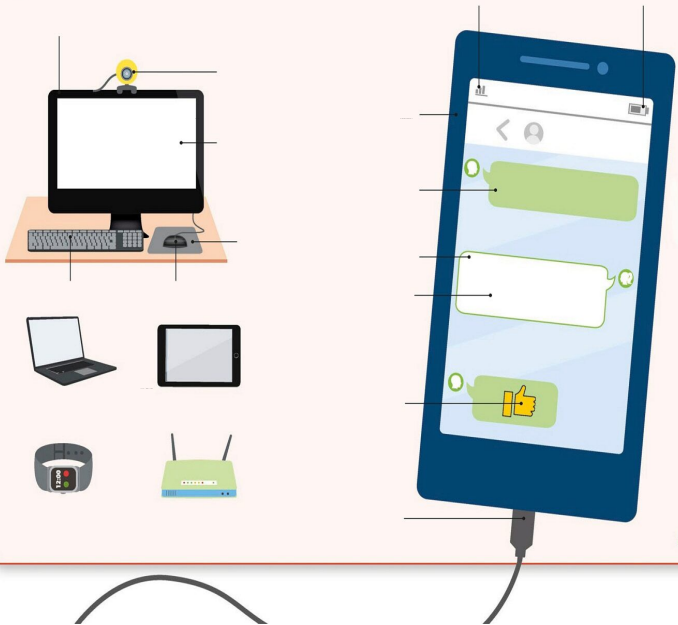
Form for exercise 87.8: A large, empty rectangular box at the top. Below it, two columns of horizontal lines for text are provided, each with four lines.

Speaker icon

88.1




88.2



88.3



88.4





88.5



89.1


Four empty green speech bubbles for writing.






89.2


Four empty blue speech bubbles for writing.






89.3

Two empty purple speech bubbles for writing.







89.4




89.5


Two empty teal speech bubbles for writing.








89.6





 89.7




 89.8






 89.9




90.1



90.2



90.3




90.4





90.5





90.6













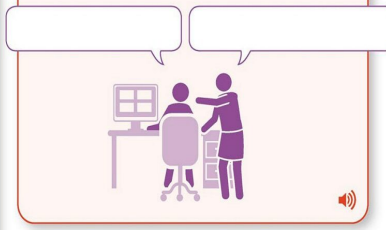


[illegible][illegible]


91.1





91.2





91.3





 91.4
















 91.5





 91.6



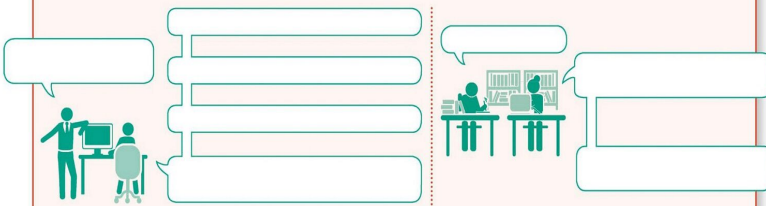
91.7



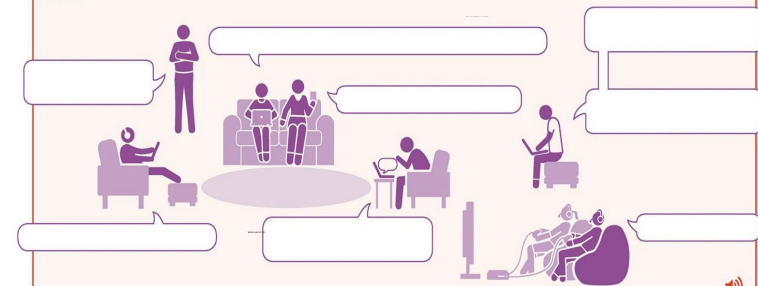
91.8



91.9



91.10

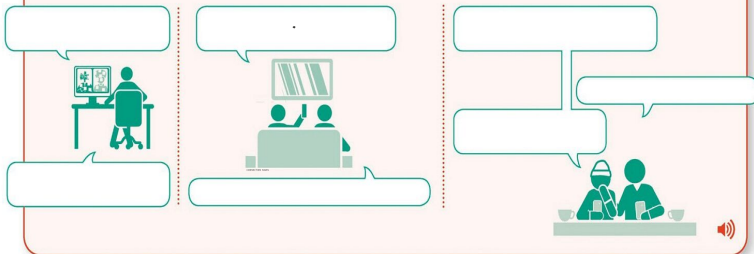


91.11


91.12

91.13

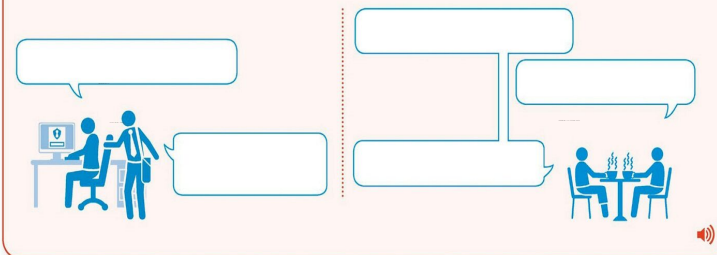
92.1





92.2



92.3






93.1






93.2


93.3







93.4




 93.5




 93.6




A




B




A




B




A




B




A




B




A




B





A



B



 93.7



94.1

This illustration shows three distinct communication contexts. On the left, a car contains two people, with a speech bubble above and a text box below. In the center, a doctor in a white coat sits at a desk with a computer, while a patient sits opposite; speech bubbles are positioned above each. On the right, a person stands before a large group of people, with a speech bubble above and a text box below. A small speaker icon is located in the bottom right corner.

94.2

The illustration depicts a hand holding a smartphone. The screen displays a messaging application with a header bar, a list of messages (each with a profile picture, a speech bubble, and a timestamp), and a text input field at the bottom. A small speaker icon is positioned in the bottom right corner.


94.3


This block consists of a large, empty rectangular area with a light pink background and a thin red border, intended for handwritten notes or additional text. A small speaker icon is located in the bottom right corner.


94.4


The illustration shows a person lying on a lounge chair in an outdoor setting, with a palm tree and a sun in the background. Three large, empty speech bubbles are arranged to the left of the person. A small speaker icon is in the bottom right corner.


This block is a large, empty rectangular area with a light pink background and a thin red border, similar to block 94.3, for notes or text. A small globe icon is in the top left corner, and a speaker icon is in the bottom right corner.


 94.5




 94.6



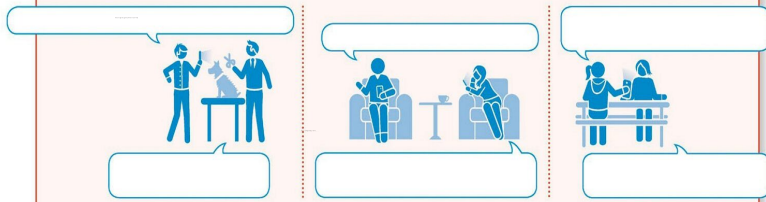
 94.7




95.1




95.2



95.3




95.4



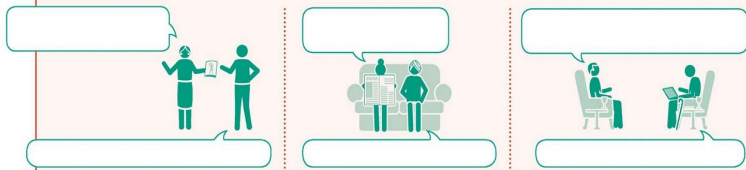
96.1





96.2





96.3





 96.4




 96.5





 96.6



01

1.7

1.8

02

2.6

2.7

04

4.4

4.5 4.6

05

5.5

5.6

5.12



5.13 


06

6.5 6.6

07
7.6 


7.7 

08

8.4



8.5 

09

9.5


9.6 

10

10.4


10.5 


10.6 

12

12.4 

12.6 

13

13.6


13.7 

15

15.4


15.6 

16

16.5


16.6 

17

17.3

18

18.6

18.7

18.12

18.13

19

19.4

19.6

21

21.3

22

22.5

22.6

23

23.6

23.7

24

24.7

24.8

24.13

24.14

24.15

25

25.5



25.7

25.13



25.14

25.15

27

27.6



27.7

28

28.6

28.7

28.8

29

29.5



29.6

30

30.6



30.7

31

31.4

31.6

32

32.5



32.6 

33 

33.4

33.5 

33.6 

35 

35.6

35.7 

36 

36.2

36.3

36.9

36.10 

37 

37.5

37.6 

37.7 

38 

38.6

38.7 

38.8 

39

39.4



39.6

41.7

43

43.5

41.11



41.12

43.6

43.12

41.13

40

40.5

44

44.5



44.6

42

42.6



42.7

41

41.6


46

46.7

46.8 



47

47.6

47.7 

47.12

47.13 







47.19


47.20 

47.21 

48

48.5

48.6 

49

49.5

49.6 

50


50.5 

50.6 

50.7 

51

51.7

51.8 

52

52.5

52.6 

53

53.4



53.5 

53.6 

54

54.5 

54.7 

54.11



54.12 

55

55.6



55.7 

57

57.7 

57.8 

57.13



57.14 

57.15 

58

58.5



58.6 

58.7 

59

59.7



59.8 

60

60.5

60.6 

61

61.5



61.6 

62

62.7



62.8 

63

63.6



63.7 

64

64.6



64.7 

66

66.5 

66.6 

67

67.7



67.8 

67.13

67.14 

68

68.4 

68.9

68.10

68.11 

68.14

68.16 

69

69.6 

69.7

69.8 

70

70.5

70.6 

71

71.6

71.7 

73

73.4

73.5 

73.6 ◀

74

74.4

74.10

74.11 ◀

74.12 ◀

74.16 ◀

74.17 ◀

74.18 ◀

75

75.5

75.7 ◀

76

76.5

76.6 ◀

77

77.4

77.5 ◀

77.6 ◀

78

78.4



78.5

78.6

79

79.6



79.7

81

81.4



81.6

81.10

81.11



81.12

82

82.6

82.7

83

83.7



83.8 ↱

84

84.5 ↱

84.6

84.7 ↱

85

85.3

85.4 ↱

85.10

85.11 ↱

86

86.6

86.7

86.8 ↱

87

87.7 ↱

87.8 ↱

89

89.8

89.9 ↱

90

90.7 ↱

90.8 

91

91.5

91.6 

91.11

91.12 

91.13 

92

92.5

92.6 

93

93.6

93.7 

94

94.6

94.7 

95

95.6 

95.7 

96

96.5

96.6 

