

# Workbook

## on

# English

## (Grade 5)



Produced by 57-75

in partnership with the Ateneo Center for Educational Development  
and the Department of Education Divisions of

Bayombong (Nueva Vizcaya), Guimaras, Iligan City (Lanao del Norte), Iloilo City (Iloilo),  
Pampanga, San Isidro (Nueva Ecija), Pagbilao (Quezon) and Sual (Pangasinan)

# Workbook on English (Grade 5)

---

Writer:

**Ms. Ma. Corazon Balajadia** (San Isidro, Nueva Ecija)

Reviewer:

**Mrs. Paz L. Jose** (Ateneo Grade School)

## PREFACE

In April 2008 the **57-75** Movement organized a workbooks development write-shop in order to come up with an immediate and effective response to the problem of lacking textbooks and instructional materials in public schools. For two weeks, master teachers from each of the **57-75** pilot sites compiled a series of workbooks on Science, English, and Mathematics designed for their elementary and high school students.

The write-shop aimed to: (1) identify least mastered skills in a subject area; (2) produce lesson guides that will help increase the ability of classroom instructors in developing the mastery level of students particularly in problematic subject areas; and (3) help teachers be creative in developing their own instructional materials based on resources available to them in their respective schools.

Both the faculty and students of the public school system are expected to gain from this project. Teachers will not only be aided by the problem-solving and explanations given in the workbooks but will also be helped in terms of gearing their students towards a unified understanding of the subject matter. This workbook will also serve as an alternative medium of instruction in the absence of textbooks and other necessary teaching materials that the less fortunate may not be able to afford.

The workbooks development write-shop is also **57-75**'s contribution to enhancing the reading proficiencies in its pilot sites.

**57-75**, a private sector-led movement created to help address the many problems of Philippine education, was inspired by one of the many disturbing indicators of the state of Philippine education – the results of the National Achievement Test, in which grade school pupils scored close to 57.

The reversal of numbers in the campaign name – from 57 to 75 – symbolizes what the movement is trying to do: *turn things around*, about radically rethinking the way we look at our education system and the way we support it. We believe that this kind of rethinking will help turn around the dismal trends in Philippine education, and eventually change statistics from 57 to 75.


**57-75** advocates *Focusing* on helping students stay in school, enhancing reading proficiencies, and improving achievement rates in math, science, and English; student and school *Performance*; and *Community Empowerment and Engagement*.

**57-75** wishes to acknowledge the Ateneo Center for Educational Development for supervising the workshop. Much gratitude is also given to the League of Corporate Foundations' Committee on Education which funded the workshop through a grant provided by TeaM Energy Foundation, as well as to Jollibee Foundation for additional logistical support.

**57-75** would also like to especially acknowledge the master teachers from the pilot sites – without their commitment, this workbook would not have been possible. We also extend our appreciation to the reviewers, editors and encoders of ACED who accommodated this project into their existing workload.

**57-75** is also very grateful to the initial pool of corporate donors who have pledged to help in the reproduction of this workbook: TeaM Energy Foundation, Petron Foundation, Pilmico Corporation, BPI Foundation, Metrobank Foundation and Insular Life Foundation. Thank you for helping to reverse the education crisis!

In behalf of the National Task Force –

  
**MARIO A. DERIQUITO**

## WORKBOOK ON GRADE 5 ENGLISH

Title	Page
Lesson 1: Distinguishing changes in meaning in sentences caused by shift in intonation.....	1
Lesson 2: Distinguish changes in meaning of words caused by stress shift.....	2
Lesson 3: Follow a series of directions (5-6 steps).....	3
Lesson 4: Give titles to paragraph / stories listened to.....	4
Lesson 5: Get information from a news report heard. Answer WH – Questions from a news report heard.....	6
Lesson 6: Identify descriptive words in sentences / paragraphs heard.....	7
Lesson 7: Decode the meaning of words with prefixes.....	9
Lesson 8: Decode the meaning of words with affixes.....	11
Lesson 9: Decode the meaning of words with suffixes .....	13
Lesson 10: Identify the different information given to a word using syllabication .....	15
Lesson 11: Identify the different information given to a word in a dictionary using stress marks.....	16
Lesson 12: Identify the different information given to a word using the multiple meaning of words.....	17
Lesson 13: Use synonyms and antonyms .....	19
Lesson 14: Follow printed directions in completing school forms such as information sheet.....	21
Lesson 15: Give a heading to each of the given set of related ideas.....	23
Lesson 16: Identify the key sentence in paragraph.....	24
Lesson 17: Identify the details that support the key sentence.....	26
Lesson 18: Write the correct spelling of words learned in listening, speaking and reading. Spelling difficulties using homophones.....	29
Lesson 19: Fill out school forms correctly using Bank deposit and withdrawal slip.....	31
Lesson 20: Write a paragraph about the pictures drawn. Have beginning, middle, ending sentences.....	33
Lesson 21: Use the correct intonations for statements and questions .....	34

<b>Title</b>	<b>Page</b>
Lesson 22: Make simple and accurate descriptions.....	35
Lesson 23: Use courteous expressions in conducting a club meeting.....	37
Lesson 24: Make simple and accurate descriptions.....	39
Lesson 25: Make simple and accurate announcements.....	41
Lesson 26: Use plural form of nouns ending in <i>y</i> .....	44
Lesson 27: Use plural form of nouns ending in <i>f</i> or <i>fe</i> .....	45
Lesson 28: Use the plural forms of irregular nouns.....	48
Lesson 29: Identify the ending of stories read.....	50
Lesson 30: Identify the setting, characters, and ending of stories read.....	52
Lesson 31: Draw a picture of incidents/characters from a selection heard.....	53
Lesson 32: Organize ideas.....	54
Lesson 33: Make a two-point outline of a 2 to 3 paragraph.....	56
Lesson 34: Sequence the major ideas/concept in a selection.....	58
Lesson 35: Arranging sentences according to order of time.....	59
Lesson 36: Write rhymes related to a selection read and note details in the rhymes read .....	61
Lesson 37: Write jingles related to selection read.....	63
Lesson 38: Write a 2-point sentence outline .....	64
Lesson 39: Note details in a selection. Listened to make story grammar to remember details.....	66
Lesson 40: List down important ideas/events heard .....	68
Lesson 41: Sequence events in the story listened to through groups of sentences.....	69
Lesson 42: Identify action words in sentences/paragraphs heard .....	71
Lesson 43: Use a variety of sentences (Simple).....	73
Lesson 44: Use a variety of sentences (Complex).....	75
Lesson 45: Use possessive form of proper nouns ending in <i>S</i> or <i>Z</i> .....	77

<b>Title</b>	<b>Page</b>
Lesson 46: Perceive the causes to the given effects in the stories/paragraphs read. Write a paragraph showing cause-effects relationships .....	78
Lesson 47: Perceive the effects to the given causes in selection read. Give possible effects to the given causes in statement read.....	80
Lesson 48: Predicting outcomes. Give possible endings to a selection .....	82
Lesson 49: Predicting Outcomes. Give an appropriate ending to a selection.....	84
Lesson 50: Infer traits of character in the selection read .....	86
Lesson 51: Infer the general; mood of expressions in a selection.....	88
Lesson 52: Infer how the story would turn out if some episodes were changed.....	90
Lesson 53: Write reports from writing models science report.....	92
Lesson 54: Write a letter of invitation. Use the different punctuation marks correctly.....	94
Lesson 55: Write telegrams.....	95
Lesson 56: Write an announcement. Observe correct use of capital letters, punctuation marks, spelling, margin and indentation.....	97
Lesson 57 Identify cause/effect from statements/situations heard.....	99
Lesson 58: Use demonstrative pronouns (who, where and what).....	101
Lesson 59: Use relative pronouns correctly. Identify relative pronouns.....	103
Lesson 60: Use reflexive pronouns correctly. Identify reflexive pronouns.....	104
Lesson 61: Ask and answer questions about oneself, others using positive rejoinder. Write questions and answers about oneself, others using positive rejoinder.....	106
Lesson 62: Ask and answer questions about oneself / others using a negative rejoinder. Write questions and answers about oneself / others using negative rejoinder .....	107
Lesson 63: Use the different verb forms. Simple present form of the verb.....	108
Lesson 64: Use the habitual past form of the verb <i>use to</i> .....	110
Lesson 65: Use the past form of the verb.....	111
Lesson 66: Write the past form of irregular verbs.....	112
Lesson 67: Use the future tense of the verb using <i>will</i> .....	114

<b>Title</b>	<b>Page</b>
Lesson 68: Use two-word verb.....	116
Lesson 69: Use words that describe persons, places, animals and ideas.....	119
Lesson 70: Use the positive forms of adjectives.....	120
Lesson 71: Use the superlative forms of adjectives.....	122
Lesson 72: Use the comparative forms of adjectives.....	124
Lesson 73: Use the superlative forms of adjective.....	127
Lesson 74: Use descriptive words and phrases in sentences/paragraphs heard. Write simple descriptive paragraphs. ....	129
Lesson 75: Write reports from writing models. Television Shows.....	131
Lesson 76: Respond in writing based on stimuli. Write a letter of regret.....	133
Lesson 77: Respond in writing based on stimuli. Write a result of an observation/experiment...	135
Lesson 78: Respond in writing based on stimuli. Write an Acceptance letter.....	137
Lesson 79: Respond in writing based on stimuli. Write a descriptive paragraph .....	139
Lesson 80: Respond in writing based on stimuli. Write a narrative paragraph about a given topic.....	141
Lesson 81: Write reported statements in paragraph.....	142
Lesson 82: Write an appointment. Give a rational in making an appointment.....	143
Lesson 83: Write different texts. Write a description about a given topic.....	145
Lesson 84: Write different texts. Writing Advertisements.....	147
Lesson 85: Draw conclusions based on information given.....	149
Lesson 86: Evaluate and make judgments on poems heard. Note details in a poem listened to.....	151
Lesson 87: Evaluate ideas/make judgments on paragraphs read. Note details in selection/paragraphs read.....	152
Lesson 88: Identify facts/opinions in a selection read.....	154
Lesson 89: Give opinions about information read. ....	156

<b>Title</b>	<b>Page</b>
Lesson 90: Get information from newspapers. Tell what information one gets from each part. Identify the parts of a newspaper.....	157
Lesson 91: Use library resources to get information using card catalog.....	159
Lesson 92: Use library resources to get information. Use an atlas or an encyclopedia to get information. Write down important and specific notes from an encyclopedia.....	161
Lesson 93: Use library resources to get information. Write down important and specific notes from an index.....	163
Lessons 94: Use adverbs of manner in sentences. Identify the adverb of manner. Write sentences using adverb of manner. ....	165
Lesson 95: Use adverb of frequency in a sentence. Identify adverb of frequency.....	167
Lesson 96: Use words that can function as adjectives and adverbs.....	168
Lesson 97: Use prepositions and prepositional phrase. Identify prepositions in a sentence. Use prepositions in a sentence.....	169
Lesson 98: Use prepositions and prepositional phrase. Identify prepositional phrase in a sentence. Use prepositional phrase in a paragraph.....	171
Lesson 99: Change statements from direct to indirect discourse.....	173
Lesson 100: Changing statement from indirect to direct discourse.....	175
Lesson 101: Transform direct to indirect discourse or vice-versa.....	177
Lesson 102: Change statement to question or vice versa Use <i>do</i> , <i>does</i> , or <i>did</i> in asking questions.....	179
Lesson 103: Talk about topics of interest in 7 –8 sentences.....	181
<b>Answer Key</b> .....	184



**Lesson 1: Distinguishing changes in meaning in sentences caused by shift in intonation. (Competency 1, Listening)**

**Exercise A**

Directions: Listen carefully as I read each sentence. Each one of you has a card with an arrow. If you hear plain statements ↓ raise your arrow card pointing downward, if you hear sentences asking confirmation raise your card pointing upward. ↑

1. Marina makes her bed.
2. Marina makes her bed?
3. Is she eating early?
4. She is eating early.
5. Mother cooks breakfast?
6. Mother cooks breakfast.
7. Are you coming today?
8. You're coming today.
9. She woke up late.
10. She woke up late?

**Exercise B**

Directions: Listen carefully as I read each sentence. Write PL if it's a plain statement and AC if it is asking confirmation on the blank.

- \_\_\_\_\_ 1. She's taking a bath.
- \_\_\_\_\_ 2. She's taking a bath?
- \_\_\_\_\_ 3. Rabbits are carnivores.
- \_\_\_\_\_ 4. Rabbits are carnivores?
- \_\_\_\_\_ 5. Carnivores eat meat only.
- \_\_\_\_\_ 6. Carnivores eat meat only?
- \_\_\_\_\_ 7. He's sweeping the floor.
- \_\_\_\_\_ 8. He's sweeping the floor?
- \_\_\_\_\_ 9. They're catching fish.
- \_\_\_\_\_ 10. They're catching fish?

## Lesson 2: Distinguish changes in meaning of words caused by stress shift. (Competency 1.1, Listening)

### Exercise A

Directions: Read the following sentences. Tell how the italicized words are used in each sentence. If it is used as noun write N if used as verb write V. Write your answer on the blank before each number.

- \_\_\_\_\_ 1. When will we give father Alex his *present*?
- \_\_\_\_\_ 2. Did you *present* your play list to the teacher?
- \_\_\_\_\_ 3. Your *conduct* will show the kind of pupil you are.
- \_\_\_\_\_ 4. *Conduct* yourself properly during the trip.
- \_\_\_\_\_ 5. It is bad to *insult* people.

Directions: Read each of these sentences carefully. Underline the word in the parenthesis that fits the sentence.

1. My classmate presented a beautiful (próject, proyéct)
2. What's your new (áddress, addréss)
3. The (deésert, désert) is a hot place.
4. I have to (reécord, récord) my speed in silent reading.
5. Father Nilo (óbject, objécts) to my riding on a bicycle.

### Exercise B.

Directions: Read each of the sentences carefully. Underline the correct answer.

1. Marion bought a birthday (présent, présent) for his father.
2. It is not proper to (rébel, rébel) against our parents.
3. People of the (désert, desért) use camels when they travel.
4. A true and loyal friend will not (désert, desért) you when you're down.
5. Our class will (présent, présent) a play on the life of Dr. Jose Rizal.

Directions: Read carefully the sentences. Draw a circle around the syllables of the underlined words that should be accented.

6. An unidentified flying object was seen yesterday.
7. NPA rebels hide in the mountains.
8. The dancing contest will start now.
9. The contractor gave my mother a big discount.
10. Ms. Lapuz will conduct a demonstration lesson.

**Lesson 3:**                    **Follow a series of directions (5-6 steps)**  
**(Competency 2, Listening)**

**Exercise A**

Directions: Listen carefully to the teacher then follow a series of direction. Write your answer on a paper.

1. Draw a square in the middle of your paper.
2. Draw a smaller square on the top of the first square.
3. Draw a third smaller square on top of the second square.
4. On the smallest square, draw Chinese eyes looking sideways in one direction underneath a pair of eyebrows. Put a mouth with a triangular beard below these.
5. Draw a triangular hat on top of the head without covering the face.
6. Put two stretched arms on the side of the first square.

**Exercise B**

Directions: Listen carefully to your teacher, then follow a series of directions. Write your answer on a paper.

1. At the middle of your paper, draw a big rectangle with its long sides lying down. At its center, draw a square.
2. On top of the big rectangle, draw four other rectangles on top of each other. Their sizes must be getting smaller so much so that the smallest one is at the top/ Like in the biggest rectangle, draw a square in each of these four rectangles.
3. On top of the smallest and highest rectangle, draw a triangle.
4. Draw two lines that look like television antennas protruding from each of the squares in your drawing.
5. Color the outline of the rectangles black, the squares yellow and the triangle red.

**Lesson 4:**                    **Give titles to paragraph / stories listened to.**  
**(Competency 3, Listening)**

**Exercise A**

Directions: Give titles to stories / paragraphs listened to. Choose your answer from the box below.

1. Most birds are our friends. They eat insects and worms that destroy our plants. They also make a place more beautiful. Their bright colored wings are delightful to see and their songs are pleasant to hear. An orchard or a park without birds is just a garden without flower.

\_\_\_\_\_

2. A group of ants hunt for food and carries these to its colony. Another group clears out the path of the food carriers. A rescue team stands by to help in case of problems.

\_\_\_\_\_

3. Antonio was about to take a rest under an acacia tree when he heard a very loud snorting and grunting sound behind him. He found it eerie. Cold sweat trickled out from his skin. Extremely frightened, Antonio ran away as fast as he could..

\_\_\_\_\_

4. The most destructive method of catching fish is with the use of dynamite. A stick of dynamite thrown to the ocean kills not only the adult fish directly but also the very young ones. Fish eggs, fingerlings and together with the plankton are destroyed.

\_\_\_\_\_

5. Ricardo's vacation days in the province will soon to be over. How he enjoyed swimming in the brook, riding in bancas and carabaos, and climbing trees. When Lola Inay asked him to pack up his things, tears swelled in his eyes. He will miss the songs of the birds and the sweet smell of grass and the activities he had in the province.

\_\_\_\_\_

Vacation Days  
Dynamite Fishing  
The Happy Boy  
Industrious Ant

The Brave Boy  
The Rescue Ants  
Love For Work  
Uses of Birds

**Lesson 4:**                    **Give titles to paragraph / stories listened to.**  
**(Competency 3, Listening)**

**Exercise B**

Directions: Listen to the following stories. Select the correct title of each story in the box.

The Newsboy	The Wild Pig of Palawan
The Man's First Clothes	The Donkey In The Lion's Skin
The Mouse Deer of Palawan	A Poor Family
A Kind Family	My Work

1. Mark Anthony is the eldest son of Mang Tonyo, a barber and Aling Maria, a laundry woman. Mark Anthony helps support the family by selling magazines and newspapers to their neighbors. He wakes up at 5:00 o'clock in the morning, picks up his papers from the paper dealer and delivers them to his customers. He usually passes by the bake shop and buys hot pandesal, that he munches while doing his delivery job. He finishes distributing the newspapers in time to attend his morning classes. In the afternoon, he delivers magazines and afternoon newspapers, too.  
  
\_\_\_\_\_
2. About 100 years ago, man used the skin of bears and goats or buffalos for his clothing. He scraped the inside of the skin and hung it to dry. When the skin was dry he made it soft by rubbing it with fat and by beating it with his hand. Then he cut the soft skin to pieces with a sharp stone knife. He used needles made of bones and thread made of strong plant fiber to sew the pieces together.  
  
\_\_\_\_\_
3. The Pilandok or the mouse deer is as big as the wild pig. It has a head that looks like a big mouse and legs like that of a deer. It can be found in Palawan.  
  
\_\_\_\_\_
4. A donkey found the skin of a dead lion. He put it on and frightened all the animals, but he did not make a sound. One dog was suspicious. The donkey tried to roar to frighten the dog. But he sounded like a deer braying. The dog heard the donkey. He laughed and said, "I might have gotten scared too if had just kept your mouth shut."  
  
\_\_\_\_\_
5. A poor young fisherman once lived with his mother in a small village. The people of the village loved them because they were good and kind. They were always ready to help people in need. They made everyone welcome in their tiny home.  
  
\_\_\_\_\_

**Lesson 5:**                    **Get information from a news report heard.**  
**Answer WH – Questions from a news report heard.**  
**(Competency 5, Listening)**

**Exercise A**

Directions: Listen as I read the news today, then answer the questions that follow.

1. What is the news about?
2. Who are the main characters in the news?
3. Where did it happen?
4. How did it happen?
5. When did the event in the news happen?

Directions: This time get a partner. One of you will act as the reporter and the other one will be the audience. Listen very carefully, you are going to answer the questions that follows. (Reporting event that happened in school).

Questions to answer:

1. What happened?
2. Who were involved?
3. When did it happen?
4. Where did it happen?
5. How did it happen?

**Exercise B**

Directions: This time write an important news article about an event in the barangay. Follow the WH – questions below. Write it in paragraph form on the space below.

1. What is the news about?
2. Who are involved?
3. When did the event in the news happen?
4. Where did it happen?
5. How did it happen?
6. Why did it happen?

**Lesson 6: Identify descriptive words in sentences / paragraphs heard.  
(Competency 9.2, Listening)**

**Exercise A**

Directions: Rearrange the following series of descriptive words in their correct order.

1. that, mine, book, beautiful, is, blue.
2. red, dozen, one, large, mother, apple, bought.
3. Dino's kittens, broke, black, the, four, glass, naughty.

Directions: Identify descriptive words in sentences below. Encircle the descriptive words.

4. The embroidered napkins are on the table.
5. My large leather bag is very expensive.
6. Nayong Filipino is a miniature picture of the Philippines with its three big islands.
7. The flowers bloom in the garden.
8. He clasps the crap with trembling hands.
9. The rough and rocky ground at the foot of the hill made my job difficult.
10. Ballet dancers make graceful glides.

**Lesson 6: Identify descriptive words in sentences / paragraphs heard.  
(Competency 9.2, Listening)**

**Exercise B**

Directions: Pick out the descriptive words in sentences below. Write your answer on the space provided.

- \_\_\_\_\_ 1. The trip around the village was an exciting one.  
\_\_\_\_\_ 2. I wore the silk blue dress you gave me.  
\_\_\_\_\_ 3. My sister borrowed mother's small diamond earrings.

This is a descriptive tree. Choose from the list an appropriate descriptive words, to insert in each of the sentence below.

- a. kind
- b. dark
- c. deep
- d. young
- e. thick
- f. tall
- g. healthy
- h. strong
- i. pretty
- j. wide
- k. beautiful
- l. smooth
- m. generous
- n. delicious
- o. majestic
- p. blue
- q. clean
- r. big
- s. small
- t. handsome
- u. clear
- v. cool
- w. cheap
- x. hot
- y. five
- z. interesting



- 4. A lion stopped from hunting.
- 5. The mouse lay down under a tree.
- 6. The noise woke the lion up.
- 7. The mouse begged the lion to let him go.
- 8. Night descended on us at the foot of the forest.
- 9. After the rain the roads become streams.
- 10. The man appeared to me last night.



**Lesson 7:            Decode the meaning of words with prefixes.  
(Competency 1.1.1, Reading)**

**Exercise A**

Directions: Combine the prefixes on the left with the words on the right to form new words, using a line.

- |         |           |
|---------|-----------|
| 1. in   | violent   |
| 2. dis  | dependent |
| 3. un   | regular   |
| 4. im   | fortunate |
| 5. il   | legal     |
| 6. ir   | agree     |
| 7. non  | partial   |
| 8. fore | arm       |
| 9. im   | stop      |
| 10. in  | complete  |

**Lesson 7:                    Decode the meaning of words with prefixes.**  
**(Competency 1.1.1, Reading)**

**Exercise B**

Directions: Complete each sentence by adding a prefix to the word in parenthesis. Write the new word on the blank.

im    -    fore    -    non    -    ir    -    un    -    in    -    dis
--------------------------------------------------------------------------

1. (profit) Caritas is a charitable institution that helps the poor, therefore, it is a \_\_\_\_\_ organization.
2. (arm) His \_\_\_\_\_ was caught in the machine.
3. An (usual) \_\_\_\_\_ thing happened in school today.
4. The game rules can't be change anymore. Now that you've given your approval to them, they're (revocable) \_\_\_\_\_.
5. (informed) They were \_\_\_\_\_ about the new rule that's why they got confused.
6. (conductor) Rubber does not readily transmit electricity; it is a \_\_\_\_\_.
7. (see) If Jason could \_\_\_\_\_ the future, he would not meet an accident.
8. The jeepney driver was very careless, and he gave us an (pleasant) ride \_\_\_\_\_.
9. My mother bought the (expensive) \_\_\_\_\_ dinner set during the house ware sale.
10. The teacher scolded Jose for coming to class with an (complete) \_\_\_\_\_ homework.

**Lesson 8:                    Decode the meaning of words with affixes.  
(Competency 1.1.2, Reading)**

**Exercise A**

Read the questions below. Then encircle the word that best answer each question.

1. Which word is the opposite of passive?  
creative                    active                    addictive
2. Which word refers to the surroundings?  
environment                    natural                    accident
3. Which word would describe an artist?  
intensive                    creative                    nutritive
4. Which word means correct reasoning?  
logical                    historical                    critical
5. Which word describes a person who loves and loyally supports his country?  
poetic                    patriotic                    romantic
6. Which word means a plan presented for action?  
classical                    renewal                    proposal
7. Which word means essential?  
destructive                    substantive                    inventive
8. Which word suggests hot weather?  
tropical                    political                    theatrical
9. Which word has something to do with the study of living things?  
biblical                    biological                    surgical
10. Which word means sharing or understanding the feeling or ideas of one another?  
strategic                    symbolic                    sympathetic

**Lesson 8:                    Decode the meaning of words with affixes.**  
**(Competency 1.1.2, Reading)**

**Exercise B**

Directions: Add the correct affix (ive - ie – al – or – ical) to the underline word to complete each statement. Write the complete word on the blank space.

Example: historical. The anniversary of the history peaceful revolution at EDSA was celebrated last February 25.

\_\_\_\_\_ 1. The angel voice of the young children echoed across the hall.

\_\_\_\_\_ 2. The doctor prescribed a new medicine that is inexpensive but effect.

\_\_\_\_\_ 3. My sister enjoys reading romance stories.

\_\_\_\_\_ 4. A variety of flowering plants grow in tropic regions.

\_\_\_\_\_ 5. The ‘parol’ or Christmas lantern is a visual expression of the Filipino’s  
create mind.

**Lesson 9:**                    **Decode the meaning of words with suffixes.**  
**(Competency 1.1.3, Reading)**

**Exercise A**

Directions: Below are some nouns. By adding one of these suffixes (ship – ness – less – ment – down – sion – tion – ion) to the words and make a new word.

1. citizen + \_\_\_\_\_
2. govern + \_\_\_\_\_
3. replace + \_\_\_\_\_
4. perfect + \_\_\_\_\_
5. proclama + \_\_\_\_\_
6. free + \_\_\_\_\_
7. achieve + \_\_\_\_\_
8. court + \_\_\_\_\_
9. good + \_\_\_\_\_
10. partner + \_\_\_\_\_

**Lesson 9: Decode the meaning of words with suffixes.**  
**(Competency 1.1.3, Reading)**

**Exercise B**

Directions: Add the correct suffix to the italicized item in each sentence. Then write the new word inside the new word inside the given parenthesis

1. A person who always acts on stage is an *act* \_\_\_\_\_. ( )
2. If you lead an orchestra, you are its *conduct* \_\_\_\_\_. ( )
3. A person who manages a library is a *library* \_\_\_\_\_. ( )
4. A person who climbs mountains is a *mountain* \_\_\_\_\_. ( )
5. One that tells lies is a *lie* \_\_\_\_\_. ( )
6. A holder of a scholarship is a *school* \_\_\_\_\_. ( )
7. One who traps or catches wild animals is called a *hunt* \_\_\_\_\_. ( )
8. An expert in geography is a *geograph* \_\_\_\_\_. ( )
9. We enter through this door or gate *entr* \_\_\_\_\_. ( )
10. It is a place where one lives, *resid* \_\_\_\_\_. ( )

**Lesson 10: Identify the different information given to a word using syllabication. (Competency 1.2, Reading)**

**Exercise A**

Directions: Using a hyphen, divide the following words into syllables.

1. menu
2. rapid
3. product
4. origin
5. romance
6. pagan
7. propagate
8. remedy
9. meditate
10. descent

**Exercise B**

Directions: Read the short story. Syllabicate the underlined words using hyphen.

Mikel has a definite plan. He wants to become a popular singer. He has a good voice and though he is just a student, he can compose songs. He has taped several of his creations. Music has certain magic. Young people throughout the nation appreciate it. In rock concerts, they clap, stamp their feet, shout and shriek as sharply as sirens. When he composes, Mike needs silence. He makes sure he handles his guitar, a delicate instrument with deftness. Then the hours he spends composing are his holy hours.

## Lesson 11: Identify the different information given to a word in a dictionary using stress marks. (Competency 1.2.2, Reading)

### Exercise A.

Directions: Read the sentences below. Then choose from either of the answers the word which has the correct pronunciation as the underlined word in the sentence. Write the letter of your answer on the blank.

#### A. com'pact

#### B. com pact'

- \_\_\_\_\_ 1. The lady took her compact in order to powder her face.
- \_\_\_\_\_ 2. The blood compact was between Sikatuna and Legaspi.
- \_\_\_\_\_ 3. The hollow block was compacted with cement.

#### A. com'pound

#### B. com pound'

- \_\_\_\_\_ 4. The children play within the compound.
- \_\_\_\_\_ 5. Poverty is a grave problem; insurgency and external debt compound it.
- \_\_\_\_\_ 6. Water is a compound of hydrogen and oxygen.

#### A. con'duct

#### B. conduct'

- \_\_\_\_\_ 7. Rubber does not conduct heat.
- \_\_\_\_\_ 8. Giovanni conducts the orchestra expertly.
- \_\_\_\_\_ 9. Francis was rewarded for his exemplary conduct.
- \_\_\_\_\_ 10. Conduct our visitor to the headmaster's office.

### Exercise B.

Directions: Read the sentences below. Put the accent on the underlined words as it is used in the sentence. Write your answer on the space provided.

1. The bright object in the factory compound can be seen from a distance. \_\_\_\_\_
2. Environmentalist object to the building of the chemical factory. \_\_\_\_\_
3. Relatives console the grieving widow. \_\_\_\_\_
4. The television console she owns looks durable and stylish. \_\_\_\_\_
5. The guest will present his wedding gift tomorrow. \_\_\_\_\_
6. The present is a rosary made of petals. \_\_\_\_\_
7. Our goal should be to attain rapid economic progress. \_\_\_\_\_
8. People should also progress in their knowledge of God. \_\_\_\_\_
9. Lawyers protest the violation of human rights. \_\_\_\_\_
10. The journalist writes a record of the president's accomplishments. \_\_\_\_\_



**Lesson 12:**            **Identify the different information given to a word using the multiple meaning of words.**  
**(Competency 1.2.3, Reading)**

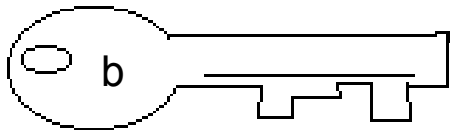
**Exercise A**

Directions: Which meaning of the word is implied in each of the following sentences. Write the number corresponding to the meaning of the underlined word on the line inside the body of the same letter as the sentence.

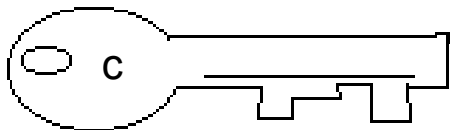
1. A metal instrument for locking and unlocking.
2. An answer to a puzzle.
3. One of a set of parts of a piano or typewriter.
4. A scale or system of notes.



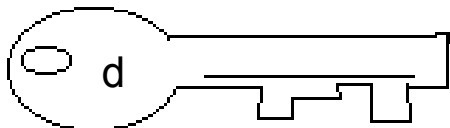
a. It's a simple song I've written in the key of C.



b. I need the key to open the door.



c. I press the keys gently and listen to the tune.



d. I have found the key that will solve the mystery.

**Lesson 12:            Identify the different information given to a word using the multiple meaning of words.  
(Competency 1.2.3, Reading)**

**Exercise B**

Directions: Study the meaning of each given word then read each sentence and write the letter of its correct meaning on the blank.

1.        **HABIT**

- a. The dress of a person belonging to a religious order.
- b. It is a building for a definite purpose.
- c. It is a condition for body or mind.

- \_\_\_\_\_ 1. Nowadays, nuns wear a more modern habit.
- \_\_\_\_\_ 2. It's Henry's habit to shout with joy in the morning.
- \_\_\_\_\_ 3. Monks follow a strict habit.

2.        **RANGE**

- a. It is the distance between certain limits
- b. It is a row of mountains.
- c. It is a land for grazing.

- \_\_\_\_\_ 4. The rebels hid in the Sierra Madre ranges.
- \_\_\_\_\_ 5. The buffalos roam on the range.
- \_\_\_\_\_ 6. There's a wide range of sports shoes to choose from.

3.        **LIGHT**

- a. It means knowledge or information.
- b. It means to set on fire.
- c. It means easy to carry.

- \_\_\_\_\_ 7. A light load will help you from tiring so easily.
- \_\_\_\_\_ 8. The boy scouts will light the bonfire.
- \_\_\_\_\_ 9. The shroud of Turin may shed more light on Christ's passion and death.

4.        **EVEN**

- a. It means flat or smooth.
- b. It means at the same level.
- c. It means uniform in quality.

- \_\_\_\_\_ 10. Marie has grown so fast, her height and mine are even.
- \_\_\_\_\_ 11. Even stoned skins will over the water.
- \_\_\_\_\_ 12. No matter what his problem is, Fr. Jim has an even temper.

**Lesson 13:**                    **Use synonyms and antonyms**  
**(Competency 1.3, Reading)**

**Exercise A**

Directions: Choose from the words given in the box to fill in each blank with the correct antonyms. Write its letter (A to J) in each blank.

(A.) attracted	(D.) older	(G.) narrow	(J.) show
(B.) like	(E.) undecided	(H.) up	
(C.) Top floor	(F.) small	(I.) continued	

Delia and her friend Kylie were at the 1. \_\_\_\_\_ (ground floor) of the shop. Delia wanted to buy a birthday present for her 2. \_\_\_\_\_ (younger) brother. The shop was rather 3. \_\_\_\_\_ (wide). The girls 4. \_\_\_\_\_ (stopped) going around the shop. Delia was 5. \_\_\_\_\_ (decided) as to what to get for her brother. As they were walking 6. \_\_\_\_\_ (down) touching at some 7. \_\_\_\_\_ (big) mugs on the cabinet, something 8. \_\_\_\_\_ (distract) her attention. It was a blue mug with pictures of spacecrafts on it. Brother will surely 9. \_\_\_\_\_ (dislike) this. Delia thought to herself. Delia turned to 10. \_\_\_\_\_ (hide) her friend Kylie the gift she had for her brother.

**Lesson 13:**            **Use synonyms and antonyms**  
**(Competency 1.3, Reading)**

**Exercise B**

Directions: Choose the correct letter of the synonyms for each underlined word. Write your answers in the blanks.

- \_\_\_\_\_ 1. The pupils were given lessons on personal hygiene.
- a. speech
  - b. manners
  - c. health habits
- \_\_\_\_\_ 2. The government is doing commendable work for the poor citizens.
- a. excellent
  - b. praiseworthy
  - c. honorable
- \_\_\_\_\_ 3. Trained medical doctors are scarce in the rural areas.
- a. rare
  - b. inadequate
  - c. insufficient
- \_\_\_\_\_ 4. Ancient jars are expensive.
- a. antique
  - b. historical
  - c. preserved
- \_\_\_\_\_ 5. Large sums of money were appropriated for health projects.
- a. reserved
  - b. budgeted
  - c. calculated

**Lesson 14:** Follow printed directions in completing school forms such as information sheet. (Competency 2, Reading)

**Exercise A**

Directions: Fill out the sample Science Club membership form below.

Name: \_\_\_\_\_  
Last First M.I

Grade & Section: \_\_\_\_\_

Birthday: \_\_\_\_\_  
Month/Date/Year

Sex: \_\_\_\_\_ Age: \_\_\_\_\_  
Male Female

Color of Eyes: \_\_\_\_\_

Color of Hair: \_\_\_\_\_

Complexion: \_\_\_\_\_

Height: \_\_\_\_\_ Weight: \_\_\_\_\_

Address: \_\_\_\_\_  
No. Street Barangay Town Province

Citizenship: \_\_\_\_\_

Person to contact in case of Emergency:

Name \_\_\_\_\_

Relationship \_\_\_\_\_

Address \_\_\_\_\_

Telephone Number \_\_\_\_\_

\_\_\_\_\_  
Signature of the Member



**Lesson 15: Give a heading to each of the given set of related ideas.  
(Competency 3.3.1, Reading)**

**Exercise A**

Directions: Give the appropriate heading for each group.

\_\_\_\_\_ 1. carrots, cabbage,  
eggplant

\_\_\_\_\_ 2. Jose Rizal, Andres  
Bonifacio, Apolinario Mabini

\_\_\_\_\_ 3. English, Filipino,  
Mathematics, Science & Health

\_\_\_\_\_ 4. carpenter, doctor,  
teacher, engineer, lawyer

\_\_\_\_\_ 5. France, Germany,  
Philippines

**Exercise B**

Directions: Classify the following ideas under their proper headings. Write only the letter of the correct answer on the blank.

1. Good Physical Experience
2. Good Eating Habits
3. Good Personal Hygiene
4. Air Pollution

\_\_\_\_\_ 1. Cleaning the nose and ears.

\_\_\_\_\_ 2. Avoid playing on the streets.

\_\_\_\_\_ 3. Washing raw foods before eating.

\_\_\_\_\_ 4. Have a daily exercise.

\_\_\_\_\_ 5. Throwing or dumping garbage or vacant lot.

\_\_\_\_\_ 6. Destroying the breeding places of mosquitoes.

\_\_\_\_\_ 7. Playing outdoor games.

\_\_\_\_\_ 8. Taking a bath everyday.

\_\_\_\_\_ 9. Eat green leafy vegetables.

\_\_\_\_\_ 10. Exercise in open air.

**Lesson 16:            Identify the key sentence in paragraph.  
(Competency 3.3.2, Reading)**

**Exercise A**

Directions: Read each paragraph carefully. Underline the key sentence.

1.        Ivy grows easily with little care. It needs to be watered only once a week. It grows very well in dim light or with sunlight. It rarely has bugs. Its dark green color becomes more beautiful when the plant receives some sunlight.
  
2.        Velvet plants are beautiful. Their leaves are soft and velvety to touch. When the flowers of velvet plants are arranged, they are very dainty. Their leaves are purple and are pretty.
  
3.        Like any other pet, a dog must be kept clean. A dog eats two or three times a day. It eats rice, fish and bones. Sometimes it may eat bread. A dog should never be exposed to too much heat. Otherwise, it becomes ill. A dog needs care every day.
  
4.        Romeo was lost in the woods. After walking for a long time, he saw cabin. He knocked but no one answered. He opened the door and went in. No one was inside. It was starting to get dark and he was very tired. So Romeo decided to stay in the cabin for the night.
  
5.        Benjamin Franklin was a man of many talents. He wrote for a newspaper. Some of his inventions such as bifocal glasses and the Franklin stone are used today. We still quote many of his sayings such as *Early to bed and early to rise, makes a man healthy, wealthy and wise.*



**Lesson 16:            Identify the key sentence in paragraph.  
(Competency 3.3.2, Reading)**

**Exercise B**

Directions: Read each paragraph carefully, then identify the key sentence and underline it.

1.        The Philippines has coconut trees that are very useful. Their leaves are used for roofing materials. Their fruits are made into varied delicacies including milk. Their dried meat called copra is one of the country's export products. The coconut trees also give us brooms, firewood, husk and many other things.
  
2.        Mrs. Castillo teaches people how to cook. She always reads about new ways of cooking. She has started to write her own cookbook. In each chapter she wants to show how one dish can be prepared in many ways.
  
3.        Mrs. Paredes owns a garden store. She helps people decided what plants to buy and where to put them. She knows how to take care of plants so they will grow well. Many people bring their sick plants to her. She wants to learn more about plants.
  
4.        There are many kinds of reading materials available in the library like newspapers and a variety of books. There are also pamphlets and brochures on different kinds of topics
  
5.        Beetles are large varied group of insects. A beetle can be differentiated from other insects because of its peculiar wings that thick hardened covers. The covers protect the thin folded second pairs of wings underneath them.

**Lesson 17:**            **Identify the details that support the key sentence.**  
**(Competency 3.3.3, Reading)**

**Exercise A**

Directions: Read the poem then answer the questions that follow.



If I were home, if I were home,  
I'd run to the beach,  
Take off my shoes,  
And walk in the sand.

I'd shake the sand out of my shoes.  
I'd feel it between my toes.  
I'd smell wet sand in my hair.  
I'd feel it in my eyes.

My face would sparkle from the sand.  
I would say, 'I hate this sand.'  
Back home, the bed would be full of sand  
And my clothes and my hair.

I would wake up and feel  
The sand in my hair.  
Oh, its been so long  
Since I have felt sand in my hair.

1. What is the poem about?
2. Check the things the child would do if he were at home

<input type="checkbox"/> run to the beach	<input type="checkbox"/> walk in the sand
<input type="checkbox"/> take off his / her shoes	<input type="checkbox"/> drink milk
<input type="checkbox"/> read a book	

3. Why would the child take off his shoes?

☐ so they would not get wet  
☐ to walk barefoot on the sand  
☐ to play in the water

4. Why would the child say ‘ I hate this sand?’

☐ his/her face would be covered with sand  
☐ his/her bag would be filled with sand  
☐ his/her book would be full of sand

5. What would the child feel when he wake up

☐ sand  
☐ hair  
☐ water

The details are the supporting ideas of the key sentence. Write some details that support the key sentence using the paragraph.

6 – 10

Water has many uses. It is used for drinking. We also use it for bathing. It is also used for cooking and washing clothes. It is also used for motors.

Water has many uses:

6. \_\_\_\_\_
7. \_\_\_\_\_
8. \_\_\_\_\_
9. \_\_\_\_\_
10. \_\_\_\_\_

**Lesson 17:**                    **Identify the details that support the key sentence.**  
**(Competency 3.3.3, Reading)**

**Exercise B**

Directions: Read the poem carefully, and then fill in the blanks with the best answer.



I met a boy from Mars one day,  
And the only words he'd utter,  
We're not 'Gleep gloop' or 'Beep beep boop,'  
But 'Please, some peanut butter.'

I took him home to meet my mom;  
She offered bread and cheese.  
He sadly shook his head and said  
'Some peanut butter, please!'

He ate the sandwich she set out,  
and then he had four others.  
Mom offered more; he smiled and cried,  
'Truly do, I love mothers!'

At last he seemed to have his fill,  
And thanked us, bowing low.  
Then brushing crumbs and sticky spots,  
He said, 'It's time to go!'

The Mars boy rose into the sky,  
But we still could hear him mutter,  
Out of sight he drifted, sighing,  
'Mmmmmm, yummy peanut butter...'



1. The boy did not say 'Gleep gloop' or \_\_\_\_\_
2. The boy met the child \_\_\_\_\_
3. She offered him some \_\_\_\_\_
4. He wanted to eat only \_\_\_\_\_
5. He ate \_\_\_\_\_ sandwiches.
6. When he was offered more food, he cried \_\_\_\_\_
7. He bowed low and said ' \_\_\_\_\_ ' when he had his fill.
8. The boy from Mars rose into \_\_\_\_\_
9. Out of sight he still muttered ' \_\_\_\_\_ ',
10. The boy brush crumbs and sticky pots and said, ' \_\_\_\_\_ ',

**Lesson 18: Write the correct spelling of words learned in listening, speaking and reading. Spelling difficulties using homophones. (Competency 1, Writing)**

**Exercise A**

Directions Complete each sentences with the correct word. Choose your answer from the pair of words before each set of numbers.

**pail - pale**

1. Our \_\_\_\_\_ is broken.
2. The \_\_\_\_\_ mom hid behind the clouds.
3. Helen wore a \_\_\_\_\_ blue blouse.
4. Lito, please fetch me a \_\_\_\_\_ of water.
5. Minda looked sickly and \_\_\_\_\_.

Directions: Underline the word in the parenthesis that best fits the sentence.

6. Their gate is made of (steel, steal)
7. There is a (hole, whole) in my pocket.
8. The window (pain, pane) is wet.
9. (Waist, waste) from household pollute rivers.
10. After one week of fasting, I felt (weak, week)

**Lesson 18: Write the correct spelling of words learned in listening, speaking and reading. Spelling difficulties using homophones. (Competency 1, Writing)**

**Exercise B**

Directions: Complete each sentences, choose between the given words.

**blue - blew**

1. Last night the strong wind \_\_\_\_\_ the small boat towards the deep \_\_\_\_\_ sea.

**true- through**

2. \_\_\_\_\_ the years he thought that they were his \_\_\_\_\_ parents.

**dear-deer**

3. He loves the \_\_\_\_\_ in his father's farm. It is so \_\_\_\_\_ to him.

**peace-piece**

4. He wrote the word \_\_\_\_\_ on a \_\_\_\_\_ of paper and gave it to the boy.

**board-bored**

5. The carpenter \_\_\_\_\_ holes on the \_\_\_\_\_.

**lays – lace**

6. Sarah \_\_\_\_\_ her books here every time she comes home from school.  
7. The farmer's den \_\_\_\_\_ big eggs.  
8. Myra's blouse has a collar made of \_\_\_\_\_.  
9. Aling Nita, the dressmaker bought 10 yards of \_\_\_\_\_.  
10. Mang Anton's daughter \_\_\_\_\_ the eggs on the table.

**Lesson 19: Fill out school forms correctly using Bank deposit and withdrawal slip. (Competency 2, Writing)**

**Exercise A**

Directions: Fill out each form correctly.

You were given the account number of 0038-1291-02. You want to deposit Php 2,000.00. After a week, you decided to withdraw Php 500.00. fill out the appropriate form correctly using your name.

I. **Deposit Slip**

Account No. \_\_\_\_\_ Date: \_\_\_\_\_

Depositor \_\_\_\_\_

(Please enter and list bank initial)

Bank Initial

- 1.
- 2.
- 3.
- 4.

Total checks: \_\_\_\_\_

Cash: \_\_\_\_\_

Total Deposits: \_\_\_\_\_

Amount in Words: \_\_\_\_\_

\_\_\_\_\_  
Signature of Depositor

II. **Withdrawal Slip**

Account No. \_\_\_\_\_

Date: \_\_\_\_\_

Received from Nueva Ecija Savings and Association the sum of \_\_\_\_\_  
pesos (Php \_\_\_\_\_)  
(words)

Which amount is withdrawn from my/our savings account above numbered.

\_\_\_\_\_  
Signature of Depositor

**Lesson 19: Fill out school forms correctly using Bank deposit and withdrawal slip. (Competency 2, Writing)**

**Exercise B**

Directions: Fill out each form correctly using the data given.

Amor Lopez went to BPI Bank last November 26, 2005 and deposited One Thousand Fifty pesos (Php 1,050.00) in her account number 0916-2621-13 on August 27, 2005. She withdraw seven hundred pesos (Php 700.00) to buy her school supplies.

Deposit Slip	Withdrawal Slip
Account No. _____	Account No. _____
Date: _____	Date: _____
Depositor: _____	
Bank Initial: 1. _____	Received from BPI Bank Savings and Association the sum of _____
2. _____	(words)
3. _____	pesos (Php _____) which amount is
Total Checks: _____	withdrawn from my/our savings account above
Cash _____	numbered.
Total Deposits _____	
Amount in Words _____	_____ Signature of Depositor



## Lesson 20:

**Write a paragraph about the pictures drawn.  
Have beginning, middle, ending sentences.  
(Competency 3, Writing)**

### Exercise A

Directions: Write 3 to 5 sentences about this presented picture. Be sure to have beginning, middle and ending sentences.



### Exercise B

Directions Write 3 to 5 sentences about this presented picture. Be sure to have beginning, middle and ending sentences.



**Lesson 21:            Use the correct intonations for statements and questions.  
(Competency 1.1.2, Speaking)**

**Exercise A**

Directions Change the following statements into yes/no questions.

1.        Engineers build tall buildings.
2.        I listen to the news watch every  
afternoon.
3.        Was Pasig a beautiful river before?
4.        My friends and I go to the river once a  
month.
5.        Will your mother travel by plane?
6.        Jerry studied his lessons last night.
7.        Are they working on a project now?
8.        Is the dog's tail long?
9.        Vegetables and fruits are nutritious  
food.
10.       Did the baby drink milk this morning?

**Exercise B**

Directions: Change the following statements into yes/no questions.

1.        You read interesting books before going  
to bed.
2.        The girls were at the park yesterday.
3.        Did the boys play basketball last  
Sunday?
4.        Has she given her project already?
5.        My friends give me a souvenir.
6.        Living things depend on one another.
7.        Marina went to market the other day.
8.        They were at the beach last Sunday.
9.        Do people obey the traffic rules?
10.       Is her mother a teacher?


**Lesson 22:**            **Make simple and accurate descriptions.**  
**(Competency 2, Speaking)**

**Exercise A**

Directions: Look at the pictures closely, write five descriptive words for every picture.

1 –5.

Picture of  
Manila Cathedral



Picture of  
Flowers



Picture of  
Fruits



6 – 10

Fill in the blanks with the appropriate descriptive words to complete the paragraph. Refer to the words in the parenthesis.

One \_\_\_\_\_ Saturday \_\_\_\_\_, Tony went fishing. He put on his \_\_\_\_\_ clothes and his round hat. Three other boys joined him. Tony sat under the tree \_\_\_\_\_ the riverbank. He put his fishing rod with a worm at its end into the water, After an hour, he caught ten \_\_\_\_\_ fish.

(old, fine, fishing, morning, near, ten, three, fat, round)

**Lesson 22:            Make simple and accurate descriptions.  
                              (Competency 2, Speaking)**

**Exercise B**

Directions: Complete the paragraph by using descriptive words. Refer to the words in the parenthesis.

**My Town**

I live in Pasonanca. It is a \_\_\_\_\_ town in Zamboanga. The streets of Pasonanca are lined with \_\_\_\_\_ bougainvilleas and gumamelas. The windows of houses have \_\_\_\_\_ orchids and \_\_\_\_\_ roses.

My town has a \_\_\_\_\_ park. The park has a \_\_\_\_\_ swimming pool and \_\_\_\_\_ gardens. It is a very \_\_\_\_\_ place for a picnic.

(beautiful, blooming, colorful, lovely, splendid, pleasant, large, wonderful)

**Lesson 23:            Use courteous expressions in conducting a club meeting.  
(Competency 3.1, Speaking)**

**Exercise A**

Directions: Choose out the correct meaning of the expression used in a club meeting. Encircle the letter of the correct answer.

1. Jerome was appointed acting chairman. ‘What will Jerome do?’
  - a. Take care of chairs in meeting.
  - b. Preside over the meeting.
  - c. Be the President.
2. ‘The table is now open for nominations’ what will members of the club do?
  - a. Put their nominations on the table.
  - b. Mention their nominations to the chairman.
  - c. Bring the person they nominate to the chairman’s table.
3. ‘ I second the motion.’ What is the speaker doing?
  - a. Timing a suggestion.
  - b. Marking a suggestion.
  - c. Saying he is in favor of a suggestion.
4. The motion is carried. What did club members do with the suggestions?
  - a. They held it in their arms.
  - b. They discussed it.
  - c. They approved it.
5. ‘ The meeting will come to order’ what will members of the club do?
  - a. Order what they like.
  - b. Start the meeting.
  - c. Tell the others to come.
6. The secretary will read the minutes of the last meeting. What will the secretary do?
  - a. Tell the time when the meeting will end.
  - b. Take down notes during the meeting.
  - c. Say what was discussed and what happened in the last meeting.
7. ‘I move that the nomination be closed.’
  - a. The persons nominated be chosen behind closed doors.
  - b. No other name be suggested.
  - c. The persons nominated be chosen by secret balloting.
8. ‘I will now turn the table over to the person elected’ What will the elected person do?
  - a. Turn the table around.
  - b. Lead the discussion.
  - c. Accept a table
9. Mr. Chairman, may I have the floor? What does the speaker want?
  - a. To speak to the group
  - b. To sit on the floor
  - c. To dance with the chairman
10. “The Chair recognizes Eugene’, who pays attention to Eugene?
  - a. The Chair
  - b. The secretary
  - c. The presiding officer

**Lesson 23:            Use courteous expressions in conducting a club meeting.  
(Competency 3.1, Speaking)**

**Exercise A**

Directions: Complete the following sentences using the words used in the club meetings. Choose your answer from the box below.

seconded, Mr. Chairman may I suggest that I second the motion, chairman, secretary, May I have the floor, I am not in favor of the motion, minutes, adjourned
---------------------------------------------------------------------------------------------------------------------------------------------------------------

1.     The \_\_\_\_\_ calls the meeting to order.
2.     The business of the meeting is recorded by the \_\_\_\_\_.
3.     The \_\_\_\_\_ calls the roll.
4.     If a member wishes to speak, he says \_\_\_\_\_.
5.     A motion must always be \_\_\_\_\_.
6.     To make a suggestion a member says \_\_\_\_\_.
7.     If you agree to a motion, say \_\_\_\_\_.
8.     If you do not agree, say \_\_\_\_\_.
9.     Before taking up the business of the day, the secretary reads the \_\_\_\_\_.
10.    When the business of the meeting is finished, the meeting is \_\_\_\_\_.

**Lesson 24:            Make simple and accurate descriptions.  
(Competency 2, Speaking)**

**Exercise A.**

Directions: Read this short selection then answer the questions found after each of them.

The Ilocos Province is a beautiful place to visit. It has long and clean beaches. There are also white beaches. One can take a rowboat ride during low tide and see small colorful corals at the bottom of the sea.

The Ilocos Province also boasts of centuries old churches that are found in its towns. These churches have massive and moss-covered walls beautiful architecture and carved altars. The churches have high towers where big and century bells are found.


1.        What does the paragraph say?
2.        Where are the churches found?

Directions: Describe the following.

3. corals                    \_\_\_\_\_
4. beaches                \_\_\_\_\_
5. bells                     \_\_\_\_\_

6 – 10

Directions: Study the picture and the expressions listed below for each of them. Use the given expression in sentences to describe the picture. Write it in paragraph form on the space below.



clean  
long  
white

wonderful  
splendid  
warm water

---

---

---

**Lesson 24:            Make simple and accurate descriptions.  
(Competency 2, Speaking)**

**Exercise B**

Directions: Read this short selection then answer the questions found after each of them.

Davao is another place to visit. It is called the land of delicious fruits and rare flowers. It is also the home of cultured pearls and hand woven clothing material.

Its green parklands and beautiful orchards are planted with tropical fruit trees. Colorful flowers and rare orchids are grown in many areas.

Malongs are sold in the market. Cultured pearls are grown in pearl farms.

1.        What does the paragraph tell about Davao?
2.        Where is the pearl farm located?
3.        Which things attract tourists in Davao?

Directions: Describe the following.


4.        orchards - \_\_\_\_\_
5.        fruits – \_\_\_\_\_
6.        pearls – \_\_\_\_\_

7 – 10

Directions: Study the picture and the expressions listed below each of them. Use the given expressions in sentences to describe the picture.

old,  
ancient ,  
expressive

marvelous  
historic  
tall



---

---

---



**Lesson 25:                    Make simple and accurate announcements.  
(Competency 2, Speaking)**

**Exercise A**

Directions: Read the situation below and do what is asked for.

I  
Mrs. Custodio's class will hold a pet parade in the gymnasium at 3:00 o'clock in the afternoon on Friday, October 4 to celebrate World Animal Day. All pet owners are invited to see the show.

1. What: \_\_\_\_\_
2. When: \_\_\_\_\_
3. Where: \_\_\_\_\_
4. Who: \_\_\_\_\_

II.  
Miss Balajadia's class will present the play "King Midas and the Golden Touch", in the hall at 4:00 o'clock next Monday afternoon, August 26. Everyone is invited to watch.

1. What: \_\_\_\_\_
2. When: \_\_\_\_\_
3. Where: \_\_\_\_\_
4. Who: \_\_\_\_\_

III.  
The Rotary Club will hold a quiz program in the library at 2:00 o'clock next Friday afternoon. Everyone is invited to join the contest.

1. What: \_\_\_\_\_
2. When: \_\_\_\_\_
3. Where: \_\_\_\_\_
4. Who: \_\_\_\_\_

IV.

On Thursday, August 15 at 11:00 o'clock there will be a musical program at the school library. It will be sponsored by the music club. Everybody is invited to come.

1. What: \_\_\_\_\_
2. When: \_\_\_\_\_
3. Where: \_\_\_\_\_
4. Who: \_\_\_\_\_

5.

Come and Join!!!

The Earth Saver's Club will have an On-the-Spot Essay Writing Contest. "How To Save the Ozone Layer" to be held on September 6, 2007 at 4:00 o'clock in the afternoon at the San Isidro Elementary School library. Interested pupils are invited to join the contest.

1. What: \_\_\_\_\_
2. When: \_\_\_\_\_
3. Where: \_\_\_\_\_
4. Who: \_\_\_\_\_

## **Lesson 25:            Make simple and accurate announcements. (Competency 2, Speaking)**

### **Exercise B**

Directions: Write an announcement on each of the situations below.

1. You are inviting your class to the despedida party for a girl or a boy who is leaving. The party will be held next Saturday from 3:00 to 5: 00 in the afternoon in the old high school building.

1.     What: \_\_\_\_\_
2.     When: \_\_\_\_\_
3.     Where: \_\_\_\_\_
4.     Who: \_\_\_\_\_

2. You are going to have a reunion of your family at the old ancestral house. The party will be held next Sunday from 7:00 – 5:00 in the afternoon.

1.     What: \_\_\_\_\_
2.     When: \_\_\_\_\_
3.     Where: \_\_\_\_\_
4.     Who: \_\_\_\_\_

3. There will be a book launching of “Ang Unang Daang Taon ni Andres Bonifacio”, by Rolando Tinio. All book lovers are invited at the Ground Floor of Adoracion Building, Mariveles Bulacan on March 27, 2004 at 3: 00 0’clock in the afternoon.

1.     What: \_\_\_\_\_
2.     When: \_\_\_\_\_
3.     Where: \_\_\_\_\_
4.     Who: \_\_\_\_\_

4. Mrs. Landayan’s class will sponsor a concert at the school playground of Sto. Cristo Elementary School next Monday at 2:00 in the afternoon.

1.     What: \_\_\_\_\_
2.     When: \_\_\_\_\_
3.     Where: \_\_\_\_\_
4.     Who: \_\_\_\_\_

5. The department of Environment and Natural Resources will put an ozone friendly seal in the heart of Pasig City on April 13 at 2 o’clock in the afternoon. All environmentalists are invited to please come and join the echo-ozone friendly seal.

1.     What: \_\_\_\_\_
2.     When: \_\_\_\_\_
3.     Where: \_\_\_\_\_
4.     Who: \_\_\_\_\_

## Lesson 26: Use plural form of nouns ending in y. (Competency 3, Speaking)

### Exercise A.

Directions: Encircle the correct plural form.

1. baby - babays, babies, babyes
2. toy - tois, toyes, toys
3. fly - flies, flyes, flys
4. ray - raies, rayes, rays
5. day - dayes, daes, days

Directions: Write the plural form of the following nouns.

6. century - \_\_\_\_\_
7. valley - \_\_\_\_\_
8. dictionary - \_\_\_\_\_

Directions: Change the singular nouns inside the parenthesis to their correct plural form.

9. (Story) about the origin of different country are written in books.
10. She went to (grocery) to buy some (cherry) for the (party).

### Exercise B

Directions: Look at the puzzle and encircle five plural nouns (horizontal, upward, downward, and across).

D	I	A	R	I	E	S
S	B	D	O	C	Y	E
A	Y	C	A	E	M	I
V	B	A	K	E	E	L
W	U	N	R	I	A	L
U	O	D	Z	U	I	E
M	X	I	Y	L	N	B
K	T	E	R	O	P	S
H	J	S	F	O	G	Q

Directions: Use the plural form of each underlined noun to make the sentence correct.

6. Miss Lorna has plenty of jewelry in her jewelry box.
7. They roasted three turkey last Thanksgiving Days.
8. The group needs two pulley to raise the two flags.
- 9 – 10. The spy spent many days in the different city.

**Lesson 27:**        **Use plural form of nouns ending in f or fe.**  
**(Competency 3, Speaking)**

**Exercise A.**

Directions: Write the correct form of nouns. Put your answer inside the small heart.

1.



2.



3.



4.

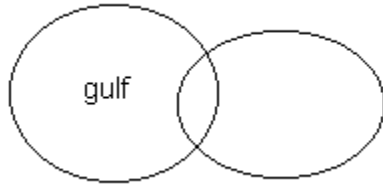


5.

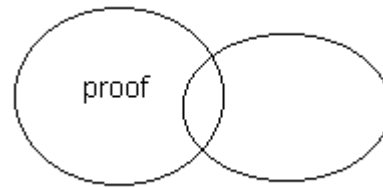


Directions: Complete the chairs by giving the appropriate plural form of nouns. Write the word in the empty chair.

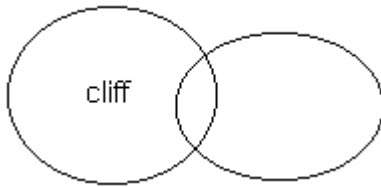
6.



7.



8.



Directions: Write the correct form of plural nouns of the given word in the blanks provided.

hoof 9. Examine the \_\_\_\_\_ of your horses before joining in the race.

dwarf 10. The seven \_\_\_\_\_ guarded snow White against the evil plans of her cruel step mother.

**Lesson 27:**            **Use plural form of nouns ending in f or fe.**  
**(Competency 3, Speaking)**

**Exercise B**

Directions: Write the correct forms of nouns

1. Chief - \_\_\_\_\_
2. Self - \_\_\_\_\_
3. Handcuff - \_\_\_\_\_
4. Beef - \_\_\_\_\_
5. Staff - \_\_\_\_\_

Directions: Write the correct forms of plural nouns of the given word in the blanks provided.

- (clef)     6. Have you seen a clef?
- (calf)    7. Father has many calf in his farm.
- (wharf) 8. The boys watch the unloading of logs in our \_\_\_\_\_.
- (life)    9. Protect your \_\_\_\_\_ in case of disaster.
- (handkerchief) 10. Mary received a \_\_\_\_\_ from her teacher.

**Lesson 28:**            **Use the plural forms of irregular nouns.**  
**(Competency 3.2, Speaking)**

**Exercise A**

Directions: Draw lines from column A to connect the plural forms of irregular nouns to Column B.

<b>A</b>	<b>B</b>
1. mouse	a. feet
2. child	b. children
3. tooth	c. mice
4. foot	d. teeth

Directions: Encircle the correct irregular noun that will complete each sentence

5.     He's the (man – men) I told you about.
6.     There are ten (man – men) in the council.
7.     Was the (goose – geese) cooked?
8.     Where are the (goose – geese)?

Directions: On the blank after each sentence, write the correct form of the underlined plural irregular noun.

9.     There were only two agendum during meeting. \_\_\_\_\_
10.    Our bare hands are the best carrier of bacterium. \_\_\_\_\_



**Lesson 28: Use the plural forms of irregular nouns.  
(Competency 3.2, Speaking)**

**Exercise B**

Directions: Write the plural form of each of the following nouns.

1. ox - \_\_\_\_\_
2. woman - \_\_\_\_\_
3. child - \_\_\_\_\_

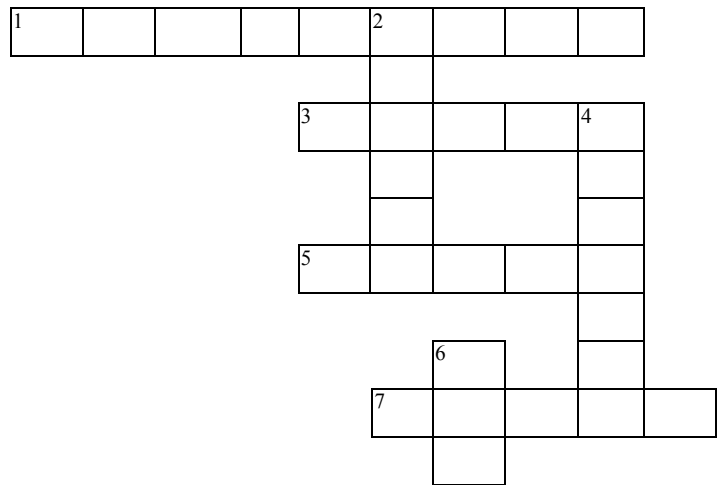
Directions: Find the plural form of the following nouns. Write them in the boxes to complete the crossword puzzle.

Across:

1. memorandum
3. fungus
5. cactus
7. goose

Down

2. alumnus
4. island
6. man



**Lesson 29:            Identify the ending of stories read.  
(Competency 4.4.1, Reading)**

**Exercise A**

Directions: Read the selection, and then choose the best ending of each sentence. Write your answer on the space provided.

**Life on Mars**

The year was 1976. The people cheered as two American spaceships landed on Mars. The ships would help them learn about Mars. But most people just wanted to know one thing—Is there life on Mars? The crew of the ship took pictures. These pictures were sent to Earth in the form of signals. On Earth, the signals were changed back into pictures. People looked at them closely. They saw a pink sky. They saw red rocks. They saw a red soil. But they saw no animals or plants.

1. This story is mostly about \_\_\_\_\_
  - a. spaceship testing rocks and soil
  - b. people learning new things about Mars
  - c. the solar system
2. People learned about the rocks on Mars. \_\_\_\_\_
  - a. by looking at pictures
  - b. by touching the rocks
  - c. by using the telescope
3. People were puzzled because \_\_\_\_\_
  - a. some of the tests showed no life on Mars
  - b. all of the tests showed life on Mars
  - c. all of the tests showed no life on Mars
4. Mars and Earth are different because \_\_\_\_\_
  - a. only Mars has red rocks
  - b. only Earth has a blue sky
  - c. only Mars has air
5. The next thing that will happen most likely is that \_\_\_\_\_
  - a. people will go to live on Mars
  - b. people will learn more about Mars
  - c. people will go to Mars for a vacation

**Lesson 29:            Identify the ending of stories read.**  
**(Competency 4.4.1, Reading)**

**Exercise B**

Directions: Read the paragraph. Identify the appropriate ending for each story. Write the letter of the correct answer on the blank before each number.

- \_\_\_\_\_ 1. Ten-year-old Luis know the meaning of typhoon signal number 3.  
Heavy rain would continue falling. Winds would break off branches of trees. Offices and stores would be closed. Classes in all levels would be suspended. He did not put on his school uniform, he said,
- a. I should wear my Sunday clothes today.
  - b. Yippee!!! No classes today!
  - c. I don't want to wear my uniform to school today.
- \_\_\_\_\_ 2. Papa, Junel and Princess entered the theater after the movie had begun.  
They found seats near the front. Papa gladly slipped off his tight shoes. A latecomer passed in front of them to get his seat. After he passed, Papa couldn't feel his shoes near his feet. He exclaimed
- a. Junel, buy me some more popcorns outside
  - b. Hey, children what happened to my shoes? Where is it?
  - c. Let's go home now, children.
- \_\_\_\_\_ 3. Mang Efren climbed the mango tree slowly. It was the last tree he'd climb that day. His toes clung to the step cut into the trunk. He was eight meters up the branches of tree. Suddenly a big red ant bit him. He crushed it and shouted
- a. How I enjoy climbing trees!
  - b. Mango tree is a pretty tree!
  - c. You certainly deserved it.
- \_\_\_\_\_ 4. Andrei got money from Mama. She bought two tickets to the Ferries wheel herself. Then she bravely entered the seat. She did not wait for Papa. He said, 'Wait, Andrei, I'll ride with you. You're only nine.' Andrei answered
- a. But, Papa I'm not afraid.
  - b. Please give one glass of water.
  - c. I don't want to see a movie.
- \_\_\_\_\_ 5. Milo looked at the man pulling a rickshaw. The man was breathing hard.  
His sweat ran down his arms and legs. They were brown from the hot sunshine. They were dusty and dirty too. The man looked old though his hair was still black. Milo thought
- a. Hong Kong is a beautiful city.
  - b. I'll buy a pushcart in Manila.
  - c. What a hard life a rickshaw man lives!

**Lesson 30: Identify the setting, characters, and ending of stories read.  
(Competency 4.4.1, Reading)**

**Exercise A**

Directions: Read following the paragraphs and write the answers to Who, Where, When and What of each.

I. The trip to Rizal's house in Calamba last week was meaningful and educational. My classmate and I took pictures of the things in the house that interested us most.

Who:  
Where:  
When  
What:

II. Tomorrow will be the final round of the quiz bee. Marie keeps tossing on her bed and cannot sleep a wink.

Who:  
Where:  
When  
What:

III. A moment ago, Lolita looked out of the window with her heart pounding hard and her eyes clouded with tears.

Who:  
Where:  
When  
What:

**Exercise B**

Directions: Read these short paragraphs and answer the question given after them.

I. One hot afternoon, Ryan and Glen were playing in the yard. Suddenly they heard a sound coming from the street, "S-C-R-E-E-C-H!" a car hit their front gate.

Where is the setting of the story?

Who are the main characters?

What were they doing?

What is the ending of the story?

II. Everyone held their breath. Chairman Randy of the board of judges of the contest stood to announce the winner. The name of the third prize was announced as well as the second prize. Then, May Binuya, the first placer was announced by the judge. May could not believe it. Imagine getting first place in the division level Math Quiz Bee contest!

Where is the setting of the story?

Who is the main character?

What was going to be announced?

What is the ending of the story?

**Lesson 31:            Draw a picture of incidents/characters from a selection heard. (Competency 4.4.2, Reading)**

**Exercise A**

Directions: Give the feelings expressed in each of the following paragraphs.

1. My God! You must be very hungry coming all the way on foot from the other village. You should have something to eat before resting.
  - a. exasperation
  - b. concern
  - c. pride
2. "Here is your wallet", Anne Marie said to the young child. "Stop crying. Sister did not mean to get it from you. Everything is all right now."
  - a. assurance
  - b. confidence
  - c. encouragement
3. Don't hide behind your mother's shirt, if you're not a coward, let's go to the cemetery tonight.
  - a. sarcasm
  - b. praise
  - c. encouragement
4. My daughter, how glad I am that you are safely home!
  - a. surrender
  - b. relief
  - c. exasperation
5. "I don't want another dog", said Hillary. "I want my dog or nothing. I just want my dog. That's all"
  - a. honesty
  - b. loyalty
  - c. stubbornness

**Exercise B**

Directions: Give the feelings expressed in each of the following paragraphs.

1. You cannot joke around with Carlo. He cries when you try to tease him. He easily gets hurt.
  - a. sensitive
  - b. industrious
  - c. sport
2. This is the best lecture I've heard in today's session. Says one of the listeners.
  - a. boredom
  - b. anxiety
  - c. appreciation
3. The circus band played a thundering march. The children clapped their hands wildly and jumped up and down.
  - a. fear
  - b. delight
  - c. boredom
4. Take it easy. Take a deep breath. Everything will come out right" said the class adviser to one of the pupils.
  - a. assurance
  - b. patience
  - c. pride
5. Just because she's a teacher doesn't mean that she knows everything.
  - a. astonishment
  - b. doubt
  - c. excitement

**Lesson 32:           Organize ideas.**  
**(Competency 5, Reading)**

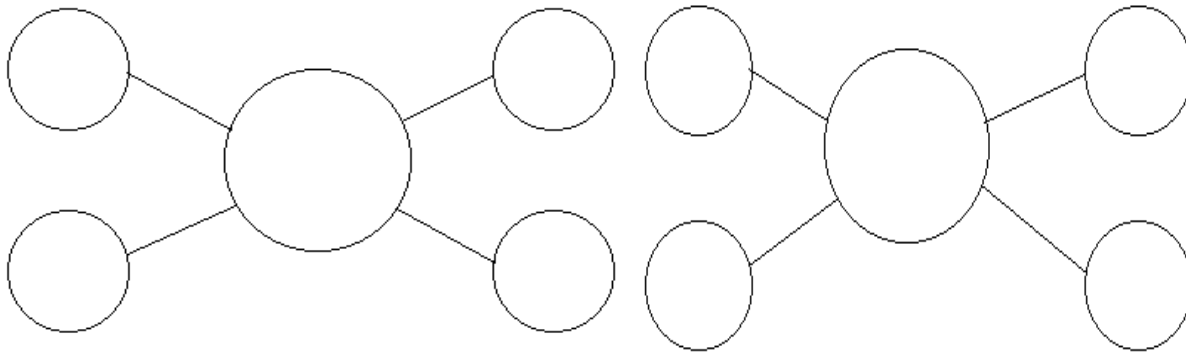
**Exercise A**

Directions: Study the items in the word bank. Put them under their correct headings.

Body Parts of Insects	Citrus	Fibers	Flowers
1.	2.	3.	4.
Metals	Shells	Hardwood	
5.	6.	7.	

abaca	marigold	yakal
apitong	oysters	wings
coir	pomelo	feelers
dahlia	teak	legs
golden shower	tin	ponkan
kiwi	mussels	lemon

Directions: Study the words in the word bank. Organize them into groups. Give each group a heading and put your heading at the middle circle.



flu	circle	bar
line	sandals	books
cariñosa	magazine	headline
typhoid	editorial	twinkling

### Exercise B

Directions: Study the words and phrases. Organize them into groups, then think of an appropriate title for each group of words.

eat breakfast  
make one's bed  
wash oneself  
proofread the final form

go to the grocery  
put items in a trolley  
make a shopping list  
answer research questions

take down notes  
read reference books  
pay the bill  
get up

**Lesson 33:            Make a two-point outline of a 2 to 3 paragraph.  
(Competency 5.5.3, Reading)**

**Exercise A**

Directions: Study the words in the box. Put them under the heading where they belong.

baker	biscuits	roasting
frying	steaming	boiling
brownies	cake	chef
pies	pastries	farmers
rolls	bread	muffins
milkman		

BAKERY PRODUCTS

FOOD PROVIDERS

WAYS OF COOKING

Complete this two-level outline. Put the items from the word bank to their proper places.

	_____
	Title
I.	_____
	Main Idea
A	_____
	Details
B	_____
	Details
C	_____
	Details
II.	_____
	Main Idea
A	_____
	Details
B	_____
	Details
C	_____
	Details

Kinds of sea weeds	Floaters of the Sea
Color of Sea Weeds	Importance of sea weeds
Ingredients for some products	Food for marine creatures
Characteristic of sea weeds	Home for marine creature
Size of sea weeds	



**Lesson 33:            Make a two-point outline of a 2 to 3 paragraph.  
(Competency 5.5.3, Reading)**

**Exercise B**

Directions: Complete this two - level outline. Put the items from the word bank to their proper places.

	_____	
	Title	
I.	_____	
	Main Idea	
A	_____	
	Details	
B	_____	
	Details	
C	_____	
	Details	
II.	_____	
	Main Idea	
A	_____	
	Details	
B	_____	
	Details	
C	_____	
	Details	

1. Holidays and Festivals.
2. Popularly known as Santa Cruzan and Flores de Mayo in May.
3. Other feasts of patron saints, All Saints Day, Christmas and New Year.
4. Many festivals are also traditionally celebrated.
5. National Heroes Day on November 30.
6. Rizal Day on December 30.
7. Independence Day on June 12.

## Lesson 34: Sequence the major ideas/concept in a selection. (Competency 6, Reading)

### Exercise A

Directions: Study the steps given in a process. Arrange them in proper order. Write 1 for the first step, 2 for the second step, and so on. Write your answer to the blank before each number.

A.  
\_\_\_\_\_ Finally, talk into the cup and listen as you would in a real telephone.

\_\_\_\_\_ First, find two paper cups and a string.

\_\_\_\_\_ Then, stick each end of the string into the holes of the cups.

\_\_\_\_\_ And then, pull the cups as far as the string can stretch.

\_\_\_\_\_ Second, bore a hole at the bottom of each paper cup.

\_\_\_\_\_ Third, make a fat knob on both ends of the long string.

B.  
I am expert in answering the phone. These are the things that I do.

\_\_\_\_\_ Before saying goodbye be sure you got the message right.

\_\_\_\_\_ When the person calling is asking for my brother, and he's not around, I

say I'm sorry he's not home.

\_\_\_\_\_ After that, I'd say, "Care to leave your message?"

\_\_\_\_\_ When the phone rings, I pick up it and say "Hello!"

\_\_\_\_\_ After saying goodbye, I put the receiver down.

### Exercise B

Directions: Study the steps given in the process. Arrange them in proper order. Write 1 for the first step, 2 for the second step, and so on. Write your answer to the blank before each number.

Do you want to go hiking? Do these things before going to a hike.

\_\_\_\_\_ Decide on the day and place.

\_\_\_\_\_ Put your things in back pack.

\_\_\_\_\_ Plan the route.

\_\_\_\_\_ After deciding, get your things ready.

\_\_\_\_\_ Before leaving, tell to someone in your house where you are going.

\_\_\_\_\_ Check out the weather report.

\_\_\_\_\_ Dress yourself accordingly.

## Lesson 35: Arranging sentences according to order of time. (Competency 4, Writing)

### Exercise A

Directions: Read the following situations. Arrange the events as to order of time and number them from 1 to 5.

Here are the things Nena does before going to school.

- 6:00 AM - Nena's alarm clock rang. She opened her eyes and saw the morning light.
- 6:10 AM - She stretched her arms and got up from her bed. "What a beautiful morning", she says. She smelled the aroma of the food mother cooked in the kitchen.
- 6:20 AM - She recited the morning prayer.
- 6:30 AM - She then took a bath, brushed her teeth and put on her school uniform and combed her hair.
- 6:45 AM - The family ate breakfast and soon Nena and I were ready for school, Nena kissed her parents goodbye.
- 7:10 AM - She arrived in school early and she's happy to met her friends and her classmates.

- \_\_\_\_\_ Nena bade her parents goodbye.
- \_\_\_\_\_ She saw the morning light.
- \_\_\_\_\_ She's ready for school.
- \_\_\_\_\_ Mother prepared their breakfast.
- \_\_\_\_\_ She heard the ringing of the clock.

Butterfly flutters from one flower to another to sip the nectar of the flowers. I wonder where they came from. My mother said, 'First a butterfly lays eggs on the leaf then after several days ... and finally ...

Directions: Please help arrange the life cycle of the butterfly by numbering them 1 to 5.

pupa

\_\_\_\_\_

adult butterfly

\_\_\_\_\_

eggs

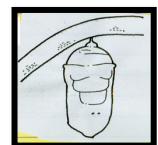

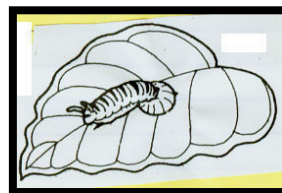
\_\_\_\_\_

caterpillar

\_\_\_\_\_

cocoon

\_\_\_\_\_



**Lesson 35:           Arranging sentences according to order of time.  
(Competency 4, Writing)**

**Exercise B**

Directions: Read the selection carefully then arrange the events in the proper sequence. Number it from 1 to 7.

Cooking a mouth watering leche flan is fun. Wear your apron as not to soil your clothes.

Are you ready? Here we go!

Prepare the ingredients and utensils needed. Separate the egg yolk from the white. Slightly beat the egg yolk in a bowl and set it aside.

Put two tablespoons of sugar in a baking pan. Heat in low fire. Stir occasionally until it melts and until it coats the base of the pan. Set it aside. Combine the rest of the ingredients in a bowl stirring them slightly until they are well blended.

Pour the mixture in a pan with caramelize sugar and cover it.

Put the pan in a kettle with water and simmer it for 30 minutes. Set it aside for 10 minutes. Serve it cold.

\_\_\_\_\_ Simmer it for 30 minutes.

\_\_\_\_\_ Caramelize the sugar in a baking pan.

\_\_\_\_\_ Serve it.

\_\_\_\_\_ Pour the mixture in a caramelized pan

\_\_\_\_\_ Set aside the slightly beaten egg yolk

\_\_\_\_\_ Stir the mixture slightly.

\_\_\_\_\_ Prepare the utensils needed for cooking.

**Lesson 36: Write rhymes related to a selection read and note details in the rhymes read. (Competency 5.1, Writing)**

**Exercise A**

Directions: Read the rhymes carefully then answer the questions below. Write your answer on the space provided.

A.



**CHUBBY BEES**

In a bright red dress  
Rune in the rain  
And slips on the lane.

B.



**NAUGHTY JOE**

A boy I know  
Climbs ever the walls  
And down he falls

C.



**RESTLESS ROY**

A healthy boy  
Chases a bee  
And get stung, you see

D.



**CARELESS SUE**

With eyes so blue  
Falls from her bed  
And hurts her head.

Ask WHO

1. Wears a bright red dress \_\_\_\_\_
2. Climbs walls \_\_\_\_\_
3. Hurts her head \_\_\_\_\_

Ask WHAT

1. Bees wears \_\_\_\_\_
2. Joe climbs \_\_\_\_\_
3. Roy chases \_\_\_\_\_

Ask WHEN

1. Bees slips on the lane \_\_\_\_\_
2. Sue hurts her head \_\_\_\_\_
3. Roy hits a tree \_\_\_\_\_
4. Joe falls \_\_\_\_\_

**Lesson 36:            Write rhymes related to selection read and note details  
in rhymes read. (Competency 5.1, Writing)**

**Exercise B**

Directions: Read the selection below then complete the rhyme that follows. Write the best word that would rhyme and make sense with the underlined word.

**Our Polluted Rivers**

Our rivers now are very dirty. The main cause of this is the dumping of poisonous wastes and garbage into our rivers. Most of this waste come from factories built near the rivers. Because of pollution, our fishes are poisoned and the water becomes unfit for people to use. At present, many of our rivers are polluted. Thus only few fish survive in these rivers.

1. Our rivers are dirty,  
Unsafe for my \_\_\_\_\_ (auntie, pretty friend, me)
2. Surely, she'll get mad,  
That's why we're \_\_\_\_\_ (happy, sad, joyous).
3. Rivers are \_\_\_\_\_ (cleaned, polluted, dirty, safety). Areas are flooded because of 4.  
\_\_\_\_\_ (oils, trash, garbage, waste) dumped by teenagers.
5. Dragonflies can't glide along \_\_\_\_\_ (riverside, ride, died, guide).
6. because of pollution as caused by \_\_\_\_\_ (erosion, action, friction,  
connection)
7. Don't throw your \_\_\_\_\_ (crushes, pencils, trash, dusts) especially  
those with ash.
8. into beautiful \_\_\_\_\_ (seas, seashore, rivers, ocean) visited by divers.

## **Lesson 37:            Write jingles related to selection read. (Competency 5.2, Writing)**

### **Exercise A**

Directions: Read the selection then choose the best word that would rhyme and make sense with the underlined word, using the tune of ‘La Curacha’

It was late at night. Someone knocked hard. Danilo’s father looked out of the window to see who it was. “Telegram, sir” the man outside said. Danilo opened the door quickly. His mother and father followed him. I hope its nothing bad, Aling Loleng said, Mang Poldo opened the telegram at once. Then he read it silently. He was very quiet, Aling Loleng looked hard at her husband. She thought something was wrong.

Soon Mang Poldo began to laugh. He shouted for joy. He handed the telegram to Aling Loleng. She read it. Leopoldo Cruz won five thousand pesos in a contest! Collect the prize on Monday from Kleen Soap Company.

1. A telegram for Danilo’s father.  
Delivered where they \_\_\_\_\_ (are, were, there, here)
2. Mang Poldo opened it fast.  
Read it then \_\_\_\_\_ (last, fast, laughed, cried)
3. One late night.  
I didn’t think I was \_\_\_\_\_ (night, light, sight, right)
4. Receive a telegram.  
From my friend \_\_\_\_\_ (Bea, Aaron, Sam, Phillip)
5. Aling Loleng got surprised.  
When her husband received a \_\_\_\_\_ (cry, prize, letter, vice)
6. From the contest he never expected nothing. But he received luck \_\_\_\_\_ (instead, joyously, ended, added)

### **Exercise B**

Directions: Write rhymes / jingles about your favorite subject.

**Lesson 38:**            **Write a 2-point sentence outline.**  
**(Competency 6, Writing)**

**Exercise A**

Directions: Complete this topic outline with the necessary details. The headings are given. After supplying the subheadings and supporting details, give the title of the outline. Get your answer for the subheadings and details from the words and phrases from the box below.

\_\_\_\_\_

Title

I. Nests in the branches of trees

- A. \_\_\_\_\_
1. Orioles
  2. Parrots

B. \_\_\_\_\_

C. Sewn or woven nests of leaves

II. Nests in the trunk of trees

- A. \_\_\_\_\_
1. \_\_\_\_\_
  2. \_\_\_\_\_
- B. \_\_\_\_\_

III. Nests on the ground

- A. \_\_\_\_\_
- B. \_\_\_\_\_

IV. Other places where nests are made.

- A. \_\_\_\_\_
- B. \_\_\_\_\_

Nests in the holes of trees  
Nests in roofs of houses  
Nests in the walls of caves  
Birds and their nests  
Nests in the holes that are open  
Nests in the trunk of dead trees  
Tailorbirds weave nests of leaves  
Nests among the grasses and weeds  
Pouch like and hang from a branch  
Nests in roofs of houses  
Birds and their nests  
African birds weaver  
Nests in the trunk of dead leaves



**Lesson 38:            Write a 2-point sentence outline.  
(Competency 6, Writing)**

**Exercise B**

Directions: Complete this skeleton outline with the necessary details. Get your answers from the word bank.

Protect the plant from too much heat  
Catch or trap insects  
Protect the buds  
Have foul smell  
Protect plants during cold weather  
Have a sticky substance  
Have spines or bristles  
Leaves that trap / catch  
Leaves that keep plants warm  
Leaves snap when a foreign body touches it.

\_\_\_\_\_ Title

I. \_\_\_\_\_  
A. Filters the rays of the sun.

1. \_\_\_\_\_
2. \_\_\_\_\_

B. Form a sort of hood.

1. \_\_\_\_\_
2. Protect the growing fruits

II. Leaves with structure that repels hungry animals.

- A. \_\_\_\_\_
- B. \_\_\_\_\_
- C. Have poisonous sap

III. \_\_\_\_\_

A. \_\_\_\_\_

1. \_\_\_\_\_
2. \_\_\_\_\_

B. Sensitive to touch

1. Leaves close and droop.
2. \_\_\_\_\_
3. Leaves close and open abruptly.

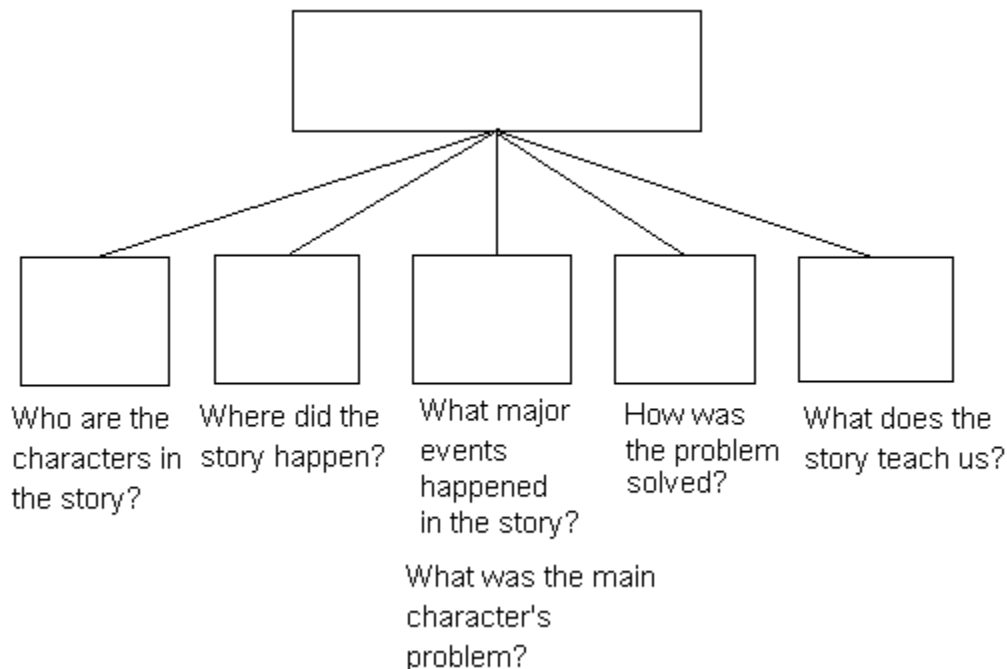
**Lesson 39: Note details in a selection. Listened to make story grammar to remember details. (Competency 4, Listening)**

**Exercise A**

Directions: Listen as I read a story, then make a story grammar.

It all started during a picnic of the Grade II Class. At the end of the picnic, for no reason at all, someone threw me out of the bus. I was left on a country road and I felt terrible. Soon a wind blew me across the road and wondered where I was until I fell asleep. The next morning, a boy came up and picked me up and threw me into a big box. I saw that there were lots of us inside. At last the boy stopped walking and he handed the box to a tall woman. 'Here' he said. 'This is for the recycling drive.' What a recycling drive was. I didn't know. Then, a truck with the sign 'Recycling Keeps Our Town clean' came over and the woman handed the box to the driver. Finally we were brought to a room where people worked on us for hours. That was the beginning of a brand-new beautiful me, I became a Christmas wrapper from an old newspaper. Look at me now. Thank God, I was recycled.

Directions: Look at the chart below. Fill in the boxes by answering the questions.



**Lesson 39:            Note details in a selection. Listened to make story grammar to remember details. (Competency 4, Listening)**

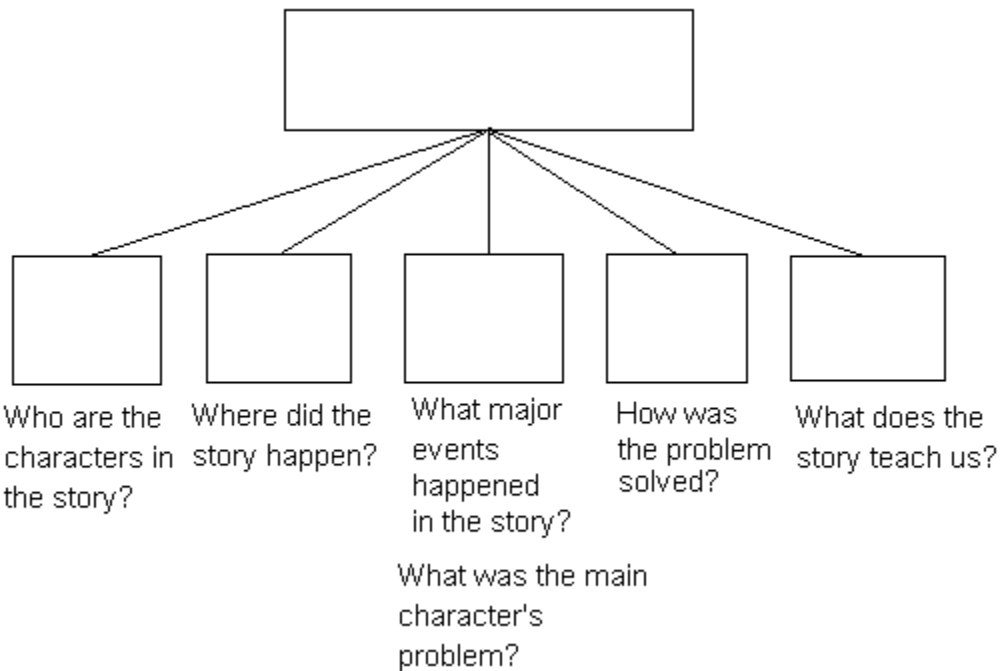
**Exercise A**

Directions: Listen carefully as I read the story, then look at the chart below. Fill in the boxes by answering the questions.

Many years ago, there was a fair. There were games, rides and clowns at the fair. But there was no ice cream then. What's a fair without ice cream? It was sold in small dishes. Everyone ate ice cream with a spoon. One man who sold ice cream ran out of dishes. "I can't sell my ice cream." The ice cream man looked sad. ' I have no more dishes.' The man next to him sold waffles. He was the ice cream man's friend. The waffle man was sad because his friend was sad. So he thought, he thought, then he picked up a waffle. He rolled it in his hand. He made it into a cone shape. The waffle stayed in that shape.

Here, put the ice cream in this. He gave the waffle to his friend. The ice cream man put ice cream in it and he sold it. Mmmmmm, it's good. A little girl tasted the ice cream. Then a man and his wife tasted too. Soon everyone wanted ice cream in a rolled up waffle.

That's how ice cream cones were invented.



**Lesson 40:           List down important ideas/events heard.  
(Competency 5.5.1, Listening)**

**Exercise A**

Directions: Listen carefully to the news story. List down important events or ideas. Use simple sentences.

1. Herbs are plants which do not have woody stems. Some herbs like pechay and mustard are vegetable which have soft juicy stems. There are herbs like the chichiricas and violets, which are used as decorative hedge. The Camias and Daisies which bear beautiful flowers also belong to the herb family. All grasses and weeds are herbs. Some herbs are used as medicines like the oreganos. Some herbs are annual, which means they live only for one growing season while biennial herbs grow for two seasons and the perennial herbs grow for many growing seasons.
2. The first Philippine eagle hatched from an egg in a cage, died on November 10, 1995 at the eagle center in Calinan, Davao City. The eagle was named Mindanaw. It lived for 37 hours and 20 minutes since it first cracked its shell. The eaglet's air passage was blocked so air could not enter its lungs. It died of asphyxia. The first two other eaglets Pag-asa and Pagkakaisa were produced by artificial means.

**Exercise B**

Directions: Listen carefully to the news story. List down important events or ideas. Use simple sentences.

1. Dr. Cherrie Lim Bunag-Pascual is a dedicated researcher. She focused studies on chemicals that pollute our rivers. She helped discover some environmental problems like water pollution. She finished her Bachelor of Science Doctoral Degree in Chemistry at the University of the Philippines. Chemistry is the study of the composition of matter and changes in matter.
2. The Philippine has suffered many calamities in the past. We Filipinos are people of strong faith. We have stood united in times of trouble. We experienced typhoons, floods, earthquakes, volcanic eruption and other dangers but we kept on with our lives. We have never lost hope even in times of crisis.

**Lesson 41:                    Sequence events in the story listened to through  
groups of sentences. (Competency 6, Listening)**

**Exercise A**

Directions: Listen as I read the poem carefully Arrange the events in proper sequence after I read the poem. Number the sentences from 1 to 10 in proper sequence to show how a flower grows.



**How The Flowers Grow**

This is how the flowers grow-  
I have watched them and I know.  
First above the ground is seen  
A tiny blade of purest green.

Leaflets reach up and peep forth  
East and west and south and north;  
They shoot up day by day,  
Growing in a curious way.

Around the blossoms which they keep  
Warm and cozy while they sleep,  
Gently grow the greeny things,  
Soft and smooth as tiny wings.

Then the sunbeams find their way  
To a sleeping bud and say,  
'We are children of the sun,  
Sent to wake you, little one,'

And the leaflet, opening wide,  
Shows the tiny bud inside,  
Peeping with half-opened eyes  
At the bright and sunny sky.

Breezes from the west and south  
Lay their kisses on its mouth;  
Till the petals all are grown,  
And the bud's a flower blown.  
This is how the flowers grow;  
I have watched them, and I know.

- \_\_\_\_\_ a. Leaves shoot up day by day.
- \_\_\_\_\_ b. Leaflets reach up and peep forth.
- \_\_\_\_\_ c. Sunbeams wake up the sleeping bud.
- \_\_\_\_\_ d. A tiny blade of purest green is seen above the ground.
- \_\_\_\_\_ e. Green things grow around the blossom.
- \_\_\_\_\_ f. Leaflets peep east, west, south and north.
- \_\_\_\_\_ g. The west and south wind kiss the mouth of the bud.
- \_\_\_\_\_ h. Leaflets open wide to show the tiny bud inside.
- \_\_\_\_\_ i. All the petals grow big to form a full-blown flower.
- \_\_\_\_\_ j. The tiny bud peeps with half opened eye.

**Lesson 41:            Sequence events in the story listened to through groups of sentences. (Competency 6, Listening)**

**Exercise B**

Directions: Read the sentences below. Sequence the events by writing the numbers 1, 2, 3, and 4 in the space provided.

A.

\_\_\_\_\_ Tony cut across the garden patch beside the house and took the narrow path towards the woods.

\_\_\_\_\_ Marie, Tony's wife had insisted he should go fishing.

\_\_\_\_\_ Tony came upon a small quiet pool so clear that he could see the rocky bottom.

\_\_\_\_\_ As he plunged into the woods, Tony filled his lungs with the scented air.

B.

\_\_\_\_\_ The boys were very frightened when they realized Father was not with them.

\_\_\_\_\_ A huge workman forced himself between Father and the boy as the train's door closed.

\_\_\_\_\_ A policeman found the boys and took them off the train at the next stop.

\_\_\_\_\_ Father pushed the boys ahead of him as they neared the train.

C.

\_\_\_\_\_ A circle of leaping flames appeared at the center of the stage.

\_\_\_\_\_ The lights went out and the audience cheered and stamped their feet.

\_\_\_\_\_ he audience could see the frenzied dance of death through the encircling walls of flame.

\_\_\_\_\_ With a wild cry, Princess Yuri leapt into the fire.

**Lesson 42: Identify action words in sentences/paragraphs heard.  
(Competency 9.1, Listening)**

**Exercise A**

Directions: In the puzzle below find some action words. Be sure to look forward, downward, sideward to be able to spot them. Encircle the words you find.

X	R	M	T	O	P	Y	A	B	C	D	E	F	G	E	L	M	N
P	J	U	M	P	A	B	X	T	P	R	T	U	D	R	T	R	P
R	S	S	T	U	B	V	X	O	Q	S	I	X	B	S	X	O	M
B	L	R	A	B	C	D	D	C	G	A	B	C	D	E	F	G	S
C	X	O	E	F	G	A	X	D	H	L	M	N	O	P	Q	R	A
D	Y	P	H	M	O	B	X	E	I	T	A	B	C	D	E	F	I
E	Z	Q	I	N	P	C	R	F	C	D	C	B	X	K	L	M	L
B	V	A	B	C	D	E	F	U	G	H	I	J	K	L	M	N	O
R	I	B	E	L	R	B	D	N	A	B	C	D	E	F	G	H	I
S	S	C	F	X	S	N	R	O	X	L	M	N	S	O	P	Q	R
T	I	D	G	X	O	O	S	P	T	V	V	M	I	P	R	T	C
U	T	C	H	C	T	R	M	Q	X	K	L	R	T	O	S	B	D
A	B	C	D	E	F	G	H	I	J	K	L	M	N	O	P	Q	R
S	T	U	V	W	X	Y	Z	A	R	E	C	E	I	V	E	B	C

6 –10

Directions: Read the poem below. Encircle the action words in the poem.

**The Boy And The Principal**

The Boy stands with his head bowed low  
He look so small and timid, too.  
But his chubby face is all aglow.  
The light of courage shining through

It is me who tells the harmful lie.  
That made our teacher very mad.

You see, my boy the harm you've done,  
For telling lies too easily  
Although your lie was said in fun,  
You hurt your teacher seriously.

**Lesson 42:            Identify action words in sentences/paragraphs heard.  
(Competency 9.1, Listening)**

**Exercise B**

Directions: Read this letter of an American gentleman to his pen pal who is a Filipina. Encircle the action words in the letter.

St. Louie's Street  
Las Vegas, California  
U.S.A  
March 1, 1997

Dear Mary,

I had the most wonderful time last night. You'll never guess that I saw your famous Bayanihan Dancers dancing during an unscheduled visit here to present a program. I've never seen anything like it before. They were simply wonderful. The very charming girls dance the Binasuhan. They swayed the different steps with glasses, balanced on each palm and on their head. You should have seen the admiring crowd. How the audience applauded for more. Tinikling was performed by two pairs of very skillful and graceful dancers. It is exciting to watch their feet skip between the bamboo poles. I was holding my breath as the music went faster for fear that their feet might get caught between the poles. How I wish you were with me. You would have been very proud of your countrymen.

Sincerely,  
John Weasley



**Lesson 43:            Use a variety of sentences (Simple).  
(Competency 5.1, Speaking)**

**Exercise A**

Directions: Arrange the words in each number to make a simple sentence.

1. arrange books Lita cabinet the in
2. very food milk is rich a
3. farmers happy the during are harvest the time

Directions: Supply the subject to complete each sentence.

4. \_\_\_\_\_ play tennis
5. \_\_\_\_\_ went to the Library

Directions: Supply the predicate to make a simple sentence

6. Carpenters \_\_\_\_\_
7. My friend \_\_\_\_\_

Directions: Underline the subject once and the predicate twice.

8. Mr. Ruiz decided to sell his vast tracks of land.
9. The castle stands in the dark forest.
10. Curtains make a room more beautiful.

**Lesson 43:            Use a variety of sentences (Simple).  
(Competency 5.1, Speaking)**

**Exercise B**

Directions: Complete the chart with the missing simple subject and predicate.

<b>Simple Subject</b>	<b>Simple Predicate</b>
1. Leo	_____
2. _____	are sold.
3. Market	_____
4. _____	collects.
5. The library	_____

Directions: Identify the simple subject by encircling it and the simple predicate by underlining.

1. Beautiful butterflies appeared.
2. Collecting shells is my hobby.
3. My uncle gave me a bag full of shells.
4. Ruben is raising vegetables in his backyard.
5. Trees are the homes of some animals.

## Lesson 44: Use a variety of sentences (Complex) (Competency 5.3, Speaking)

### Exercise A

Directions: Use the appropriate connector in the following complex sentence. Choose the connectors inside the box.

1. I will paint my room with a light color \_\_\_\_\_ it will look bright.
2. She will represent our country in the Olympics \_\_\_\_\_ she wins the race.
3. Richard was absent yesterday \_\_\_\_\_ he had a stomachache.

because,      so that,      if,      so,      although
--------------------------------------------------------

Directions: Complete the group of words to form complex sentences. Write your answers on the blanks.

4. because God loves you - \_\_\_\_\_
5. when the sun rises at dawn. - \_\_\_\_\_

Directions: Use complex sentences to answer the following questions. Write your answers on the blanks.

6. What happens if forests or mountains are denuded?

\_\_\_\_\_

7. Why do you cover your mouth when you sneeze?

\_\_\_\_\_

Directions: Combine the given ideas into a complex sentence. Use appropriate conjunctions like *because*, *if*, *although*, *unless*, *so that*, *before*, *after*, and *among*. Write your answers on the blanks.

8. I like gardening, I love green plants. \_\_\_\_\_
9. I like farming. It is a man's work. \_\_\_\_\_
10. I save money from my earnings in the bank. I can buy my favorite reading books.

\_\_\_\_\_

**Lesson 44:            Use a variety of sentences (Complex)**  
**(Competency 5.3, Speaking)**

**Exercise B**

Directions: Complete each sentence into a complex sentence. Add another idea appropriate to the given conjunction.

1. It was a warm and bright sunny day when \_\_\_\_\_.
2. Don-don and Edgar dressed up well because \_\_\_\_\_.
3. The boys had practiced for long hours so that \_\_\_\_\_.

Directions: Combine the given ideas into complex sentences. Use appropriate conjunctions like *because*, *if*, *although*, *unless*, *so that*, and *before*.

4. I used pots made of small cans. It was still young for a garden pot.
5. Sometimes I take care of eggplants and tomatoes. My pechay plants are harvested.
6. I got sick. Father watered my plants.
7. I used animal manure as fertilizer. My plants grew healthy and robust.
8. We wanted to go camping. We love the outdoors.
9. We sang. We would not feel bored and sleepy.
10. I bring the harvested pechay to the market. I can sell them to earn some money.

**Lesson 45:            Use possessive form of proper nouns ending in S or Z.  
(Competency 6, Speaking)**

**Exercise A**

Directions: Complete the analogy with the correct possessive form.

1. Child is to child's as friend is to \_\_\_\_\_.
2. Puppy is to puppy's as jury is to \_\_\_\_\_.
3. Niece is to niece's as nephew is to \_\_\_\_\_.
4. Lady is to lady's as Paz is to \_\_\_\_\_.
5. Doris is to Doris's as Dr. Valdez is to \_\_\_\_\_.

Directions: Change the word group into phrases with possessive nouns.

6. The books of Pedro Salas  
\_\_\_\_\_
7. The friends of Paz  
\_\_\_\_\_
8. The sore eyes of children  
\_\_\_\_\_
9. The fairy of Grimms  
\_\_\_\_\_
10. The specialties of Lourdes  
\_\_\_\_\_

**Exercise B**

Directions: Give the possessive form of the following phrases. Write your answers on the blanks.

1. The letter of the writer.  
\_\_\_\_\_
2. The teacher of my brothers.  
\_\_\_\_\_
3. The way of the monks.  
\_\_\_\_\_
4. The car of my brother.  
\_\_\_\_\_
5. The letters of Ana. \_\_\_\_\_

Directions: Write the correct possessive form of the underlined words. Write your answers on the blanks.

6. The seamstress schedule is full.  
\_\_\_\_\_
7. Fairy tales often have princesses for their heroine. \_\_\_\_\_
8. The patients have taken their medicine.  
\_\_\_\_\_
9. Is the red cap yours? \_\_\_\_\_
10. Have you seen a birds nest?  
\_\_\_\_\_

**Lesson 46: Perceive the causes to the given effects in the stories/paragraphs read. Write a paragraph showing cause-effects relationships. (Competency 7.1, Reading)**

**Exercise A**

Directions: Read the following pairs of phrases. Identify the cause from the effect. Use a line to connect the cause to the effect.

- | A                   | B                        |
|---------------------|--------------------------|
| 1. work late        | a. stay in bed           |
| 2. sick with flu    | b. did not study lessons |
| 3. feel hungry      | c. faulty sleep          |
| 4. failed in a test | d. miss breakfast        |
| 5. car crushed      | e. feel sleepy           |

Directions: Read the following sentences. Copy the causes to the given effects.

1. The men spotted a school of fish nearby so they cast their nets.
2. Mr. Garcia's camera was defective so it did not get clear shots.
3. The policemen got the license of the driver who disobeyed the traffic signs.
4. Melba wanted to buy a new umbrella. She did not tell her parents about it because she knew they had no money.
5. Mother could not read without her eyeglasses. Her glasses were broken. She brought it to an optometrist to replace them.

**Lesson 46: Perceive the causes to the given effects in the stories/paragraphs read. Write a paragraph showing cause-effects relationships. (Competency 7.1, Reading)**

**Exercise B**

Directions: Match each cause with its effect. Write the letter of your answer on the blank before each number.

Cause	Effect
_____ 1. Newly planted vegetable seedlings have not been watered.	a. Shells gatherers have lost their income.
_____ 2. It did not rain for a long time.	b. The island waterways have run dry.
_____ 3. Fresh water shells have died.	c. They have wilted
_____ 4. Trees along the riverbanks did not have enough supply of water.	d. Leaves are turning yellow and brown.
_____ 5. People are producing too much garbage.	e. Some people are suffering from asthma and skin disease.
	f. Food chain is broken.

**Lesson 47:**            **Perceive the effects to the given causes in selection read.**  
**Give possible effects to the given causes in statement read.**  
**(Competency 7.2, Reading)**

**Exercise A**

Directions: Give the possible effects for given causes. Write the letter of the correct answer on the blank before the number.

**A**

\_\_\_\_\_ 1. If I go to bed late, \_\_\_\_\_

\_\_\_\_\_ 2. If you have fever \_\_\_\_\_

\_\_\_\_\_ 3. If I arrive in school late  
\_\_\_\_\_

\_\_\_\_\_ 4. If you play in the rain for a  
long time, \_\_\_\_\_

\_\_\_\_\_ 5. If you catch cold, \_\_\_\_\_

**B**

a. You will not be able to practice with the  
team

b. I may not get up early the next day.

c. I will miss part of the day's lesson

d. You may have fever

e. You have to stay home

f. I may miss my bus service

Directions: Underline the cause twice for the given effects in the following sentences.

6. Since I have no homework, I will sleep early tonight.

7. The students will clean the room. The principal is going to observe classes.

Directions: Give the possible effects for given cause. Write on the space provided.

8. The pupil will laugh \_\_\_\_\_

9. There is a sale at SM San Fernando so \_\_\_\_\_

10. Water your plants regularly so \_\_\_\_\_



**Lesson 47:**            **Perceive the effects to given causes in the selection read.**  
**Give possible effects to given causes in the statement read.**  
**(Competency 7.2, Reading)**

**Exercise B**

Directions: Underline the causes in each statement.

1. Computers are useful because they help man in many ways.
2. The telephone is an important invention. It makes communication with people fast and easy.
3. The sun is so hot. It can cause sunburn which is a painful redness of the skin.
4. The price of fish has gone down because there is much supply of it in the market.
5. Laurence was not able to attend the seminar because he is sick.
6. Mary Angeline has stomach ache because she has not eaten her breakfast.
7. We should eat good food because they help us grow healthy.
8. Houses of Cagayan people are roofless because of strong typhoon.
9. Carlos wanted to win the spelling contest very much. He had devoted much time in his studies.
10. Earthworms are useful because they make tiny holes in the ground.

**Lesson 48:            Predicting outcomes. Give possible endings to a selection.  
(Competency 8.8.1, Reading)**

**Exercise A**

Directions: Read the sentences/selection carefully. Select the possible endings. Write your answer on the space provided.

\_\_\_\_\_ 1. It was a very hot day. Everyone wanted a glass of \_\_\_\_\_

- a. halo-halo
- b. a piece of sandwich
- c. some hot coffee

\_\_\_\_\_ 2. Mr. Angeles teaches Art. One day, he took his class to the zoo. The children sat in front of the lion's cage. Mr. Angeles gave them papers and crayons.

- a. The children will write a story about the lion.
- b. The children will draw pictures of the lion
- c. The children will give the lion's papers and crayons.

\_\_\_\_\_ 3. On the farm, everyone is asleep. In the east, the sky is getting brighter. The stars are beginning to fade. A rooster starts to crow.

- a. The sun will rise
- b. A train will arrive
- c. The sun will set

Directions: Predict the possible ending of each selection. Write your answer on the space provided.

4. One rainy afternoon, Mark and Mel were playing in the riverbank. They swam happily. It was very late in the afternoon when they remembered the assignments they had to do at home.

\_\_\_\_\_

5. The aborigines and other tribal groups of our country depended much on the forest for food and shelter. They practice a slash and burn type of agriculture for living, commonly called kaingin system. Trees were cut down, dried and then burned.

\_\_\_\_\_

**Lesson 48:           Predicting outcomes. Give possible endings to a selection.  
(Competency 8.8.1, Reading)**

**Exercise B**

Directions: Read the selections carefully. Write the possible endings of the story. Write your answer on the space provided.

1. Mang Tonyo was a hard working farmer. He had worked on his fields for fifty years. How much he loved the field which he inherited from his father! Through it, he was able to send his four sons through college.

---

2. A donkey found the skin of a dead lion. He put it on and frightened all the animals but did not make a sound. One dog was suspicious. The donkey tried to roar to frighten the dog, but he brayed instead. When the dog heard the donkey braying he laughed and laughed.

---

3. Every day Mang Tonyo worked on his fields before the sun was up and long after the sun has set. One day Mang Tonyo failed to work on his farm. A friend came to see him.

---

4. Uncle Ben gave Don-don a young pig as the old man's birthday gift to the boy. Aling Rosing raised her eyebrows when his son Don-don took the pig home. Later, she heard somebody shouting. It was Don-don running after the pig over her rose plants and daises. Don-don ran after the pig wrecking all what was there in her garden. Aling Rosing waited till the two couldn't run anymore. Then she went hurriedly to her son.

---

5. Riza found a sickly puppy at the side of the street. She took it home. Riza and her parents Mr. and Mrs. Calison took care of it. They gave it milk to drink, put it in a clean doghouse and taught it tricks. Several months passed

---

## Lesson 49: Predicting Outcomes. Give an appropriate ending to a selection. (Competency 8.8.2, Reading)

### Exercise A

Directions: Read the paragraph below. Encircle the letter of the correct answer.

Bruno was a loyal brown dog. His masters loved him dearly. One day Mr. Cruz, his master's friend came. He wanted a dog.

1. What did the master do?
  - a. He gave Bruno away
  - b. He sent Bruno to his room
  - c. He kept Bruno in the dog house
2. What happened to Bruno?
  - a. He slept in the room
  - b. Mr. Cruz took him home
  - c. He stayed in the dog house
3. What did Bruno do?
  - a. He wagged his tail
  - b. He barked at the strangers
  - c. He escaped and came home

Directions: Write an appropriate ending to each of the following selections.

4 – 5

It was noon, It was hot in the bus and the road was dusty. Inay fanned herself with her handkerchief. She felt thirsty. Then the conductor shouted 'Nueva Ecija', Nueva Ecija' Inay smiled happily.

---

6 – 7

One morning, Ramona was very active in class. She talked to her seatmates. She walked around. She teased the boys then her teacher called her to the table. When she returned to her seat, she was very quiet

---

8 – 9

One day, Sandrix saw a little kitten near their stairs on the ground. 'You poor kitten' he said, "how thin you are", he said. He then turned to go up. Then Junel came shouting and kicking the kitten away.

---

10.

Princess' fever was very high. Mama put an ice cap on her forehead. She patted alcohol on her body. She prayed. Princess opened her eyes and looked at mama. She felt her neck and suddenly, she smiled joyfully.

---

## **Lesson 49:            Predicting Outcomes. Give an appropriate ending to a selection. (Competency 8.8.2, Reading)**

### **Exercise B**

Directions: Read the paragraph below. Encircle the letter of the correct answer.

It was a school day. The temperature was warm and the pupils made noise. The teacher had a difficult time for the children, then one boy went to the piano and played softly. Soon the room was quiet.

1. What were the children doing?
  - a. reading
  - b. studying
  - c. listening
2. What did the teacher felt when the boy played the piano?
  - a. glad
  - b. tired
  - c. angry
3. What do you think the children did when the boy played?
  - a. They danced
  - b. They listened
  - c. They went home
4. What did the music make everyone feel?
  - a. relaxed
  - b. restless
  - c. lonely

Directions: Write an appropriate ending to each of the following selections.

5 –6

There was a young fish. She was very hungry and wanted food. She saw a fly and started to get it. Mother fish stopped her. She warned her that the fly might be fastened to a hook.

---

7 – 8

Donald Duck grew up on a farm in Marceline Missouri. At the age of 5, Donald already loved to draw animals, but he did not use any paper or pencil of his own. One day Donald Duck spotted a bucket of tar and brush lying next to the barn.

---

9 – 10

Jane and Ana were making lemonade. Jane wanted the sugar bowl on the shelf. She reached for it but she could not get it. Ana tried too, but the shelf was too high. Then Jane cried out ‘Mother, Mother!’

---

**Lesson 50: Infer traits of character in the selection read.  
(Competency 9.1, Reading)**

**Exercise A**

Directions: Read each selection below then infer traits of the characters in the story. Write your answer on the space provided.

\_\_\_\_\_ 1. Lizalyn took care of her goldfish. She fed them once a day with a pinch of fish meal. One day Lola came. She put a spoonful of fish meal into the aquarium. That afternoon the fish were dead. Lizalyn was \_\_\_\_\_.

(sad, glad, afraid, ashamed)

\_\_\_\_\_ 2. Roberto's baby elephant refused to eat. Roberto's feeling was \_\_\_\_\_.

(indifferent, desperate, optimism)

\_\_\_\_\_ 3. Ramon made a turtle out of stones. A flat stone was the body. Five little stones were the head and legs. He painted on the turtle's back. He gave the turtle to mother. She kissed him. Ramon is \_\_\_\_\_.

(sorry, hungry, happy, afraid)

\_\_\_\_\_ 4. Billy found out he could not read his father's book. Billy felt \_\_\_\_\_.

(confused, indifference, embarrassed)

\_\_\_\_\_ 5. Lina was cleaning the cage of her doves and she took out the dishes for their food water. She did not notice that the door of the cage was left slightly open. The dove got out. Lina felt \_\_\_\_\_ when she saw the bird fly away.

(foolish, frustrated, apprehensive)

\_\_\_\_\_ 6. Myrna had been working for hours waiting on people. Myrna felt \_\_\_\_\_.

(hungry, tired, expectant)

\_\_\_\_\_ 7. When Luis slipped on the floor, the pizza flew and landed on customer's lap. Luis got \_\_\_\_\_.

(embarrassed, angry, tired)

\_\_\_\_\_ 8. The group of people at the corner of the restaurant had been waiting for twenty five minutes for the pizza. How did they feel?

(embarrassed, tired, impatient)

\_\_\_\_\_ 9. Sandrize Renz, a grade six boy won a medal as the best reader in class. Sandrize felt \_\_\_\_\_.

(confused, boasted, proud)

\_\_\_\_\_ 10. Jeremiah's baby elephant swallowed the rice and milk, Jeremiah felt \_\_\_\_\_.

(jubilant, enchanted, horrified)

**Lesson 50: Infer traits of character in the selection read.  
(Competency 9.1, Reading)**

**Exercise B**

Directions: Infer the character traits being described in each sentence. Choose from the list inside the box.

grateful	understanding	impressed
proud	loving	sympathetic
excited	brave	amused
courageous	frightened	dying
sad	hungry	afraid

- \_\_\_\_\_ 1. Soon, Ken was walking slowly and quietly in the very middle of the bridge.
- \_\_\_\_\_ 2. "I have done the hardest thing that one can ever do in his life", Raffy said to himself.
- \_\_\_\_\_ 3. Rosario glanced at his sleeping parents before leaving. She made sure that her footsteps were not heard.
- \_\_\_\_\_ 4. Mary at age six was very weak. She is victim of a deadly disease, The doctor glanced at Mary.
- \_\_\_\_\_ 5. Johnny said, I would like to give some of my blood to Mary.
- \_\_\_\_\_ 6. Laura's lower lip was trembling. She thinking that donating blood meant giving up her life.
- \_\_\_\_\_ 7. Blood transfusion from someone is the only chance to conquered my illness, Mary said to her donor.
- \_\_\_\_\_ 8. I will not wake father up, He's very tired from doing chores at the farm, Lency said.
- \_\_\_\_\_ 9. This is the day I am going to the great city of Pines to find work. Dory exclaimed.
- \_\_\_\_\_ 10. The boy ran and ran, but he didn't find his way home. He cried and cried.

**Lesson 51: Infer the general; mood of expressions in a selection.  
(Competency 9.2, Reading)**

**Exercise A**

Directions: What mood is expressed in the following sentences. Infer the general mood by choosing the words from the box below.

appreciation	helpful	anger
excitement	confident	sadness
honest	fear	happiness
desperate	worry	surprised
shocked		

- \_\_\_\_\_ 1. “It breaks my heart to see you very ill” Auring said to her daughter.
- \_\_\_\_\_ 2. Carlos found six thousand pesos in an envelope in his school campus.  
He immediately turned over the money to school principal.
- \_\_\_\_\_ 3. To my son, Arthur, I give God’s blessing and my own. I bid him pray for  
my soul and righteously and honorably to claim my crown.
- \_\_\_\_\_ 4. He was always helping his parents to do daily household works.
- \_\_\_\_\_ 5. The zoo is a wonderful place. I’m looking forward to the trip.
- \_\_\_\_\_ 6. Crickets are making the merriest din. All the fields waking with shrill  
violin.
- \_\_\_\_\_ 7. Have you been catching fish? Have you hurt a weeping hare? Have you  
gummed a poor bunny? Or blinded a bird in the air?
- \_\_\_\_\_ 8. It is the nicest time of day. Though bedtime is so near. Mother  
gets a book and we curl up to hear her read a story.
- \_\_\_\_\_ 9. I had a dove and the sweet dove died I don’t know what happened.  
It’s feet were tied with a single thread of my own weaving.
- \_\_\_\_\_ 10. A small boy had swallowed a big candy. “Quick! Let’s send him to  
the hospital”, his mother said to his father.




**Lesson 51:**            **Infer the general; mood of expressions in a selection.**  
**(Competency 9.2, Reading)**

**Exercise B**

Directions: Infer the general mood of the following paragraph/situation. Write the letter of your answer on the space provided.

- a. worry
- b. disappointment
- c. sad
- d. frightened
- e. surprised
- f. desperate
- g. frustrated
- h. disgusted



- \_\_\_\_\_ 1. Tommy stopped in the middle of the rice field. He raised his hands and began chanting a strange song. Suddenly rain fell. Lightning flashed followed by terrible thunder.
- \_\_\_\_\_ 2. Riza your younger sister is playing with other children in the park. After a while you might not see her anymore. You look for her but you cannot find her. You will then think of checking her next with a policeman.
- \_\_\_\_\_ 3. Mrs. Lucio was proud of her son Raul since Raul was in Grade 1. He had always topped his class. He has been a gold medallist for 4 years. Now Mrs. Lucio was expecting another gold medal for Raul. A few weeks before the closing of a school, Raul got sick. He missed his lessons. Luckily, he passed his entire test. On the awarding day, Mrs. Lucio was waiting to pin a medal on her son. But her son's name was not called.
- \_\_\_\_\_ 4. Mang Jose was a hardworking farmer. He had worked on his filled for 50 years. How much he longed to work in his field again which he had inherited from his father. One day, Mang Jose wanted to work on his farm, but a doctor told him that he must not work because his illness will not be cured.
- \_\_\_\_\_ 5. Glen was wandering around their neighborhood when suddenly he was challenged by a rude teenage rascal slanting from the edge of the bush. Glen trembled when the other boy said. 'Come on! Let's fight and see who's stronger.'

## **Lesson 52: Infer how the story would turn out if some episodes were changed (Competency 9.3, Reading)**

### **Exercise A**

Directions: Infer how the story below would turn out if you change the episodes of it. Write the changed episode and ending of the story on your paper or notebook.

1. Long ago people did not make salt from seawater. They had to cross over an ocean to get salt from a mountain. At one time the ocean waves were so big. The people could not cross the ocean with their small bancas. They needed help from a friendly giant named Ang-ngalo.
  - What would the people do?
  - Give your changed episodes
2. At first, the fox saw the crow with the cheese in its beak. The fox went to the foot of the tree and talked to the crow to convince to toss the cheese. The crow lifted up his head and began to crow a song. The cheese on its beak fell.
  - Give your changed episode
  - What is likely the ending of the story?
3. One day, Juan and his friends went to the woods to gather firewood. Juan got separated from the other boys. Whenever he turned, he saw only trees. There was not even trail. He became hungry and tired. He wanted to go home but did not know where to go.
  - Change the episode
  - Ending of the story
4. It was a night with a heavy storm. Most fishermen did not to go the ocean. That night, the storm broke. Early in the following morning, Aling Tinay ran towards the men carrying somebody from the sea.
  - Changed episodes
  - Ending of the story
5. Jack and Jill didn't really go up the hull to fetch water. It was really an anthill they climbed. They went there to watch how the ants lived. Jill was very sweet, she was bitten by the soldier ants. The queen ant felt jealous. Jack couldn't fall down.
  - Changed episode
  - Ending of the story

**Lesson 52: Infer how the story would turn out if some episodes were changed (Competency 9.3, Reading)**

**Exercise B**

Directions: Infer how the story below would turn out if you change one episode. Write the episode and the ending of the story on the space provided.

**The Frog Prince**

Once upon a time there was a princess who was very lonely. She was so lonely because she could not get out from the kingdom of her father. The king was so strict that the princess could only walk about in the garden. One day as she was strolling she heard a tiny voice. 'Love Princess, please help me.' A cruel witch punished me because I refused to marry her' the voice said.

The princess looked down and she saw an ugly frog at the pool. She picked it up and placed it in her hands.

'Please, kiss me then I will be free from the spell of the witch.' The voice continued.

The princess couldn't believe the voices but she wanted to help, so she kissed the frog and all of a sudden the frog turned into a handsome prince. The two fell in love, got married and lived happily ever after.

**Changed episode/s**

**Ending of the story**

**Lesson 53:            Write reports from writing models science report.  
(Competency 7.1, Reading)**

**Exercise A**

Directions: Many stories written a long time ago become treasures from the past. Probably, at this time of the year you have read a number of books. Choose a science book, plan a summary of this book by filling out the forms below.

Title: \_\_\_\_\_

Author: \_\_\_\_\_


Place and Date of Publication: \_\_\_\_\_

Number of Pages: \_\_\_\_\_

Brief Summary \_\_\_\_\_

Why is this book a treasure of the past? \_\_\_\_\_

Directions: Draw the cover of the book on the space below.



**Lesson 53: Write reports from writing models science report.  
(Competency 7.1, Reading)**

**Exercise B**

Directions: Choose a science book, plan a summary of this book by filling out the forms below.

Title: \_\_\_\_\_

Author: \_\_\_\_\_

Place and Date of Publication: \_\_\_\_\_

Number of Pages: \_\_\_\_\_

Brief Summary \_\_\_\_\_

Why is this book a treasure of the past? \_\_\_\_\_

Directions: Using your science report, make a Book Cube using this pattern.

<p>What I like best about this book</p> <p>_____</p> <p>_____</p> <p>What I like least about this book</p> <p>_____</p> <p>_____</p>	<p>Book Cube By</p> <p>_____</p> <p>Name</p> <p>_____</p> <p>Grade &amp; Section</p>	<p>Things I learned from the books</p> <p>_____</p> <p>Stories I like best</p> <p>_____</p> <p>Science report I like best</p> <p>_____</p>
<p style="writing-mode: vertical-rl; transform: rotate(180deg);">G-50 I-0-0</p>	<p>_____</p> <p>Book Title</p> <p>_____</p> <p>Author</p> <p>_____</p> <p>Number of Pages</p>	<p style="writing-mode: vertical-rl; transform: rotate(180deg);">G-50 I-0-0</p>

**Lesson 54:            Write a letter of invitation.**  
**Use the different punctuation marks correctly.**  
**(Competency 9.1, Writing)**

**Exercise A**

Directions: Here are the jumbled parts of an invitation letter. Write the letter and put the parts in the right order, use also the different punctuation marks.

1. Your friend
2. Jhunell
3. 36 Gonzales Street  
  
Sto. Cristo, San Isidro  
  
Nueva Ecika  
  
June 12, 2008
4. Dear Princess Lara
5. You are invited to the grand opening of our store. The date is July 18, 2008. It will be at four o'clock in the afternoon. Bring your sister with you. We will have some refreshments.

**Exercise B**

Directions: Below are parts of an invitation letter. Rewrite the letter using the correct indentation, capitalization and punctuation marks.

1. You are invited to our school exhibit. It will be on February 23, 2008. The exhibit will be opened at eight in the morning. It will end at four. There will be native bags and toys. There will also be native food you can buy. The money will go to a fund. This will be for the hungry children near our school
2. Your best friend
3. Sandrixe Renz
4. dear Andrei
5. 447 Atis road  
  
Bacolod City  
  
February 1, 2008

**Lesson 55:            Write telegrams.  
(Competency 9.3, Writing)**

**Exercise A**

Directions: Study the following telegram, answer the questions that follow.

November 8  
GLORIA ARROYO  
SAN ISIDRO, NUEVA ECIJA

RUSH     SEMINAR     CERTIFICATES     NURSING  
REGISTRATION DUE NOVEMBER 18

JUN

JUN LOZADA  
143, KAPAYAPAAN, KATAHIMIKAN VILLAGE TAGUIG

1. Who is the telegram sender?
2. Who is the intended receiver?
3. What does Jun want?
4. What is it for?
5. When is it due?
6. Does the telegram state the message clearly?

Directions: Cross out the words that are not needed to make a good telegram.

I AM HAVING A WONDERFUL TIME UNCLE  
JIMMY SAYS YOU WILL NOT MIND IF I STAY  
ANOTHER WEEK. IS THAT OK WITH YOU? I  
SHALL BE HOME NEXT SUNDAY  
LOVE MARCO

Directions: Write a telegram to anyone in your family in the province. Tell him to get a package you have sent through a friend.

**Lesson 55:            Write telegrams.**  
**(Competency 9.3, Writing)**

**Exercise B**

Directions: Cross out the words that are not needed to make a good telegram. Rewrite it on your paper.

1.

COME HOME NOW. CLASSES HAVE  
ALREADY STARTED. YOUR CLASSMATE  
HAVE BEEN WAITING FOR YOU.

---

2.

PLEASE MEET ME I SHALL TAKE THE SHIP  
MV SUPER ON FRIDAY AND WE WILL  
ARRIVE IN MANILA THE FOLLOWING DAY  
AT ABOUT SIX O'CLOCK IN THE EVENING  
PERIOD THE SHIP WILL DOCK AT PIER  
FOURTEEN PERIOD.

---

3.

I WILL ARRIVE ON FEBRUARY 14, 1998  
PLEASE WAIT FOR ME. I'LL BE THERE AT  
EXACTLY 5:00 A.M I'M ABOARD PHILIPPINE  
AIRFLY 387

---

Directions: Write a telegram to Uncle Pete who resides in Dipolog City. His father which is your grandfather is now in the hospital and has a 50-50 chance to survive. Decide to send a message for him as soon as possible. Write your telegram in your notebook.



## Exercise A

## ANNOUNCEMENT

Office of the Principal

Everybody is \_\_\_\_\_  
(invitation)

## Exercise B

**Lesson 57: Identify cause/effect from statements/situations heard.  
(Competency 7, Listening)**

**Exercise A**

Directions: Read each statement. Write C before the cause statement and E before the effect statement.

1.     \_\_\_ The wind is blowing hard  
       \_\_\_ Branches on the trees are moving.
  
2.     \_\_\_ Rominaldo woke up very happy.  
       \_\_\_ Rominaldo dreamed that her friend gave her a nice birthday present.

Directions: Supply the missing cause or effect.

3. I love my country \_\_\_\_\_.
4. Many people are poor because \_\_\_\_\_.

Directions: Read the following paragraphs. On the line after the word cause, write what caused the incident. On the line after the word effect, write what happened as a result.

5. Most forests do not have deer and hogs any more because hunters have killed them.

Cause: \_\_\_\_\_  
Effect: \_\_\_\_\_

6. Joel nibbled Julius' ear, Julius pushed him away.

Cause: \_\_\_\_\_  
Effect: \_\_\_\_\_

7. Air is polluted because vehicles continue to belch smoke.

Cause: \_\_\_\_\_  
Effect: \_\_\_\_\_

8. When Mark scored the winning basket in the last second of the championship game, a big cheer of from the crowd was heard.

Cause: \_\_\_\_\_  
Effect: \_\_\_\_\_

9. Landslide and soil erosion occur because people continue with the irresponsible cutting of trees.

Cause: \_\_\_\_\_  
Effect: \_\_\_\_\_

10. Man will soon be fighting over every square inch of land if we do not control population.

Cause: \_\_\_\_\_  
Effect: \_\_\_\_\_

**Lesson 57:            Identify cause/effect from statements/situations heard.  
(Competency 7, Listening)**

**Exercise B**

Directions: Add the missing part to complete the sentence stating cause and effect.

1. The people are proud and happy. \_\_\_\_\_
2. The Filipinos work hard \_\_\_\_\_
3. I drink plenty of water every day \_\_\_\_\_

Directions: Underline the cause and encircle the effect in the following sentences/situations.

4. Lourdes does not want to eat fish and vegetables because she is suffering from hypertension.
5. Alvin complains of pain above his waist because he like salty foods always likes salty food.
6. Mrs. Santiago can do whatever she wants because she had more time on her hands.
7. If man doesn't dispose off waste properly, there will come a time when nature will  
vanish.
8. Children should not play in the flood in order to avoid getting sick during the rainy season.
9. My grandfather has difficulty in reading because of his eyesight.
10. Earthworms are useful because they make tiny holes in the ground.

**Lesson 58:            Use demonstrative pronouns (who, where and what)  
(Competency 7.7.1, Speaking)**

**Exercise A**

Directions: Give the appropriate demonstrative pronouns to complete the sentence. Choose your answer from the box.

That	Those	This	These
------	-------	------	-------

Who were the children in the pictures you are holding?

1. \_\_\_\_\_ are the members of the Math Quiz team.
2. \_\_\_\_\_ girl in the blue dress is my best friend.

What is on top of the table?

3. \_\_\_\_\_ is a souvenir from Sulu.
4. I like to collect things like \_\_\_\_\_.

Directions: Encircle the demonstrative pronoun in each sentence.

5. That was his first attempt at painting.
6. Are those his words?

Directions: Complete each sentences with the appropriate demonstrative pronouns.

7. \_\_\_\_\_ is the gold medal prize for the most valuable player.
8. Have you seen all \_\_\_\_\_ plaques on the wall?
9. \_\_\_\_\_ is the promotion he got as a reward for his hard work and determination.
10. Is \_\_\_\_\_ the one about the moth painter?

**Lesson 58:            Use demonstrative pronouns (who, where and what)**  
**(Competency 7.7.1, Speaking)**

**Exercise B**

Directions: Answer the questions below using the correct demonstrative pronouns.

1. What is on the top of the cabinet?

---

2. Who made those cards with nice paintings?

---

3. Who are those people on stage?

---

4. What do you have in your hand?


---

5. Where are your papers?

---

**Lesson 59:**            **Use relative pronouns correctly. Identify relative pronouns.**  
**(Competencies 7.7.2, Speaking)**

Directions: Get your answers from the wheel of relative pronouns. Choose the best relative pronoun that fit the each sentence.

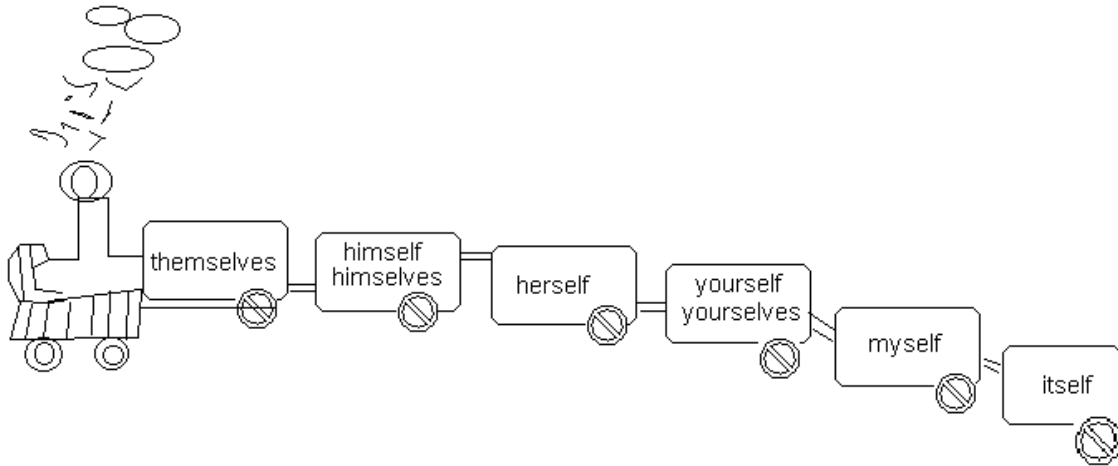


1. The painting \_\_\_\_\_ won first prize is his work.
2. Los Angeles is the place \_\_\_\_\_ the contest was held.
3. The man \_\_\_\_\_ arms were amputated developed his mouth painting skill.
4. Marconi invented the morse code \_\_\_\_\_ saves millions of lives.
5. Jose Rizal \_\_\_\_\_ Noli Me Tangere became well known was also a scientist.
6. Recycling things \_\_\_\_\_ are already discarded is a good conservation technique.
7. The great speaker \_\_\_\_\_ was Noel Macatangay invented the coconut husk hollow blocks.
8. Myla Ruiz \_\_\_\_\_ invention won first prize was a grade school pupil.
9. Francisco Balagtas \_\_\_\_\_ wrote the beautiful poem Florante at Laura. Suffered during his lifetime.
10. Benjamin Almeda \_\_\_\_\_ invented kitchen device started with small things.

**Lesson 60:**            **Use reflexive pronouns correctly. Identify reflexive pronouns. (Competency 7.7.2, Speaking)**

**Exercise A**

Directions: Fill in the blanks with the correct reflexive pronouns. Choose your answer from the train of reflexive pronouns.



1. You buy \_\_\_\_\_ a new dress for the party.
2. I made the basket \_\_\_\_\_.
3. Our heroes did not think of saving \_\_\_\_\_.
4. Ms. Saigon, found \_\_\_\_\_ an international celebrity.
5. My most revered colleague may consider \_\_\_\_\_ big and think me as little.
6. Sometimes, the husband and wife find \_\_\_\_\_ in the other's role.
7. The dog saw \_\_\_\_\_ in the pool of water.
8. Make \_\_\_\_\_ comfortable while you wait for your turn.
9. You can do \_\_\_\_\_ a good turn.
10. The Wright Brothers pushed \_\_\_\_\_ into inventing the airplane.



**Lesson 60:            Use reflexive pronouns correctly. Identify reflexive pronouns. (Competency 7.7.2, Speaking)**

**Exercise B**

Directions: Underline the correct reflexive pronouns to complete the sentences.

1. You can do (yourself, itself) a favor.
2. My sister tried it (herself, itself).
3. My mother gave (himself, herself, itself) a treat for winning the cooking contest.
4. The government should concern (itself, themselves, himself) with the welfare of families.
5. The unskilled mother tries to give (herself, itself) education in livelihood skills.
6. The boy pities (himself, herself, itself) when he is compared to many others who could buy what they wanted.
7. When you feel sorry for (yourself, itself, himself) think of others who are more miserable than you are.
8. In the past, father found (himself, itself) the only breadwinner.
9. Now, the mother sees (herself, himself, itself) as a contributing member of the family.
10. Children also help (themselves, herself, itself) by finding odd jobs.

**Lesson 61: Ask and answer questions about oneself, others using positive rejoinder. Write questions and answers about oneself, others using positive rejoinder. (Competency 7.7.3.1, Speaking)**

**Exercise A**

Directions: Answer the following questions below using the positive rejoinder.

1. Does a fish swim very well? \_\_\_\_\_
2. Is fried chicken your favorite food?  
\_\_\_\_\_
3. Are all flowers fragrant? \_\_\_\_\_
4. Do teachers teach music? \_\_\_\_\_
5. Is mango our national fruit? \_\_\_\_\_
6. Do you like to play with your dog?  
\_\_\_\_\_
7. Did your mother bake cake last night?  
\_\_\_\_\_
8. Is Mr. Calison your principal? \_\_\_\_\_
9. Was your stay in Ateneo last month a fruitful one? \_\_\_\_\_
10. Do Ateneans love writing? \_\_\_\_\_

**Exercise B**

Directions: Answer the following questions below using the positive rejoinder.

1. Do janitors clean the room? \_\_\_\_\_
2. Do musicians teach music? \_\_\_\_\_
3. Does your uncle spend his weekends with you? \_\_\_\_\_
4. Does your father take you to the movies every Sunday? \_\_\_\_\_
5. Are your friends ready? \_\_\_\_\_
6. Are there apples in the canteen?  
\_\_\_\_\_
7. Do you believe in ghosts? \_\_\_\_\_
8. Is the girl singing? \_\_\_\_\_
9. Do doctors cure the sick? \_\_\_\_\_
10. Does Dennis want to go to Baguio?  
\_\_\_\_\_

**Lesson 62:            Ask and answer questions about oneself / others using a negative rejoinder. Write questions and answers about oneself / others using negative rejoinder. (Competency 7.7.3.2, Speaking)**

**Exercise A**

Directions: Fill in the blanks with the correct rejoinder.

1. Did you go to places last vacation?  
No, \_\_\_\_\_
2. Do the boys go fishing every Saturday?  
No, \_\_\_\_\_
3. Is green your favorite color? No, \_\_\_\_\_
4. Do the pupils go home for lunch?  
No, \_\_\_\_\_
5. Does your pet cat hurt the little bird?  
No, \_\_\_\_\_

Directions: Read the following questions below then answer using the negative rejoinder.

6. Is Linda right? \_\_\_\_\_
7. Do you travel around the country?  
\_\_\_\_\_
8. Is your dress new? \_\_\_\_\_
9. Does your mother permit you to join?  
\_\_\_\_\_
10. Do the children go fishing every Sunday?  
\_\_\_\_\_

**Exercise B**

Directions: Answer the following questions below using the negative rejoinder.

1. Are all movies interesting? \_\_\_\_\_
2. Did Maria give you a birthday present?  
\_\_\_\_\_
3. Do you wake up early on weekends?  
\_\_\_\_\_
4. Is pink your favorite color? \_\_\_\_\_
5. Is Mrs. Magno your teacher?  
\_\_\_\_\_
6. Do you play basketball? \_\_\_\_\_
7. Did the baby drink milk this morning?  
\_\_\_\_\_
8. Is the sun shining today? \_\_\_\_\_
9. Did you live in the province?  
\_\_\_\_\_
10. Will your mother travel by plane?  
\_\_\_\_\_

**Lesson 63:            Use the different verb forms. Simple present form of the verb. (Competency 8.8.1, Speaking)**

**Exercise A**

Directions: Write the correct form of the verb in parenthesis to complete the sentences. Write your answer on the blanks.

1. A bee \_\_\_\_\_ (carry) pollen grains from flower to flower.
2. Water \_\_\_\_\_ (play) an important role in the lives of men.
3. The sun \_\_\_\_\_ (give) heat and light on Earth.
4. Plants \_\_\_\_\_ (manufacture) their own food with the aid of sunlight.
5. Rice \_\_\_\_\_ (grow) well in Central Luzon.

Directions: Complete the report below for the different tasks. Write the correct form of the verbs in the parenthesis on the space provided.

Cherry is a computer programmer. She \_\_\_\_\_ (think) of how to design a system. She \_\_\_\_\_ (design) a possible program. She \_\_\_\_\_ (encode) data. She \_\_\_\_\_ (review) her program and \_\_\_\_\_ (correct) flaws that she \_\_\_\_\_ (detect).

**Lesson 63:            Use the different verb forms. Simple present form of the verb. (Competency 8.8.1, Speaking)**

**Exercise B**

Directions: Write the correct form of the verbs in the parenthesis to complete these sentences.

1. Birds of the same feather \_\_\_\_\_ together. (flock)
2. Silent waters \_\_\_\_\_ deep. (run)
3. Love \_\_\_\_\_ is a mysterious ways. (move)
4. An apple a day \_\_\_\_\_ (keep) the doctor away.
5. Many hands \_\_\_\_\_ the broth. (spoil)

Directions: Complete the sentences below. Write the correct form of verbs in the parenthesis.

Mang Efren and Mang Poleng are fishermen. They \_\_\_\_\_ (fish) in the sea. They \_\_\_\_\_ (search) the oceans for fish. They \_\_\_\_\_ (cast) their nets when they see a school of fish. They \_\_\_\_\_ (pull) their nets when these are full of fish. They \_\_\_\_\_ (row) back to the beach with their catch.

**Lesson 64:**            **Use the habitual past form of the verb *use to*.**  
**(Competency 8.8.2, Speaking)**

**Exercise A**

Directions: Complete these statements with use to or used to. Write your answers on the blanks.

1. Grandmother \_\_\_\_\_ tell me fairy tales.
2. What stories did you \_\_\_\_\_ read in the Library last year?
3. Photographs \_\_\_\_\_ be in black and white.
4. Early Filipinos \_\_\_\_\_ hunt animals with their bows and arrows.
5. Lola \_\_\_\_\_ cook Champorado when I was younger.
6. Negritos \_\_\_\_\_ build land bridges.
7. I \_\_\_\_\_ read books about fairies when I was young.
8. Teachers \_\_\_\_\_ wear “kimonos” to school every Monday.
9. Aling Naty didn’t want to bake but she \_\_\_\_\_ bake bibingka and cake.
10. Did he \_\_\_\_\_ catch beetles, too?

**Exercise B**

Directions: Complete the statements with use to or used to. Write your answers on the blanks.

1. Did the town \_\_\_\_\_ invite stage actors?
2. The troupe members \_\_\_\_\_ enjoy themselves by going swimming during vacations.
3. Did the children \_\_\_\_\_ watch sarsuelas and moro-moros?
4. Do many Filipinos \_\_\_\_\_ go abroad and work there?
5. I \_\_\_\_\_ eat junk foods when I was seven years old.

Directions: Fill in the blanks with use to or used to.

Did Filipinos \_\_\_\_\_ celebrate fiestas with merry making and eating? They \_\_\_\_\_ hold band parades and agricultural contest on feast day. We \_\_\_\_\_ have processions on the eve of the fiesta. We \_\_\_\_\_ gather together in the plaza. We \_\_\_\_\_ watch stage plays and other performances there. Did your grand parents \_\_\_\_\_ do these celebrations of fiestas?

## Lesson 65: Use the past form of the verb. (Competency 8.8.2, Speaking)

### Exercise A

Directions: Write the correct form of the underlined word to complete each of the following sentences.

1. The photographs told the children to smile and so they \_\_\_\_\_.
2. My teachers told me to show my painting to the class and so I \_\_\_\_\_ it to them.
3. The teacher told the group to study hard for the test so they \_\_\_\_\_ hard for it.
4. The gardener told his children to work in the garden yesterday and so they \_\_\_\_\_ there for an hour.
5. My math teacher told us to discuss the answer to the problems and so we \_\_\_\_\_ them after class.

Directions: Complete this paragraph with the correct form of the verb in the parenthesis. Write your answers on the blanks.

One Saturday morning, Danilo (climb) \_\_\_\_\_ the mango tree and (pick) \_\_\_\_\_ some mangoes to bring home. Lucio and Eric (clap) \_\_\_\_\_ their hands as Danilo (climb) \_\_\_\_\_ the tree. In the afternoon, Aunt Celia (cook) \_\_\_\_\_ 'guinataa'. She (show) \_\_\_\_\_ us how to do it. We (enjoy) \_\_\_\_\_ our stay in the farm.

### Exercise B

Directions: Write the correct verb form of the underlined words to complete each of the following sentences.

1. Our helper told us to play outdoors and so we \_\_\_\_\_ there.
2. Lilia told me to water mother's orchids and so I \_\_\_\_\_ them.
3. Lolo told us to visit Uncle Fred in the hospital and so we \_\_\_\_\_ him there.

Directions: Complete this paragraph with the correct form of the verb in the parenthesis.

Last weekend, my brother and I (visit) \_\_\_\_\_ our Aunt Lilia's farm in Nueva Ecija. We (stay) \_\_\_\_\_ with her family for three days. We (help) \_\_\_\_\_ her clean her yard. Lorena (water) \_\_\_\_\_ the plants Marlyn (fetch) \_\_\_\_\_ water from the well. After that we (watch) \_\_\_\_\_ the animals in the backyard. We (hear) \_\_\_\_\_ their noises because they are hungry. We (work) \_\_\_\_\_ at the poultry house. We (count) \_\_\_\_\_ the eggs in the nests.

**Lesson 66: Write the past form of irregular verbs.  
(Competency 8.8.2, Speaking)**

**Exercise A**

Directions: Write the past form of the irregular verbs in each set on the blank provided.

A	B	C
sing _____	ride _____	fight _____
sit _____	freeze _____	buy _____
ring _____	choose _____	catch _____
sink _____	write _____	teach _____
drink _____	rise _____	bring _____

Directions: Complete the following sentences with the past form of the verb in the parenthesis.

4. I (go) \_\_\_\_\_ out and (play) \_\_\_\_\_ with my friends.

5. I (feel) \_\_\_\_\_ happy as she (shake) \_\_\_\_\_ my hand.

Directions: Read the sentences about what the speaker did and write the correct form of the underlined words.

6. He told me to hold the can of worms and so I \_\_\_\_\_ it.

7. Nena told me to throw my line into the water and so I \_\_\_\_\_ it.

8. Miriam told me to leave the boat and so I \_\_\_\_\_ it.

9. Riza told me to catch worms for bait and so I \_\_\_\_\_ it.

10. Lourdes told me to get the basket and so I \_\_\_\_\_ it.



**Lesson 66:            Write the past form of irregular verbs.  
(Competency 8.8.2, Speaking)**

**Exercise B**

Directions: Write the correct form of the words in the parenthesis. Write your answer on the blank.

1. I (sit) \_\_\_\_\_ beside my father and we (sing) \_\_\_\_\_ the songs in my notebook.
2. Adeline (teach) \_\_\_\_\_ her songs and she never (grow) tired signing them.

Directions: Complete the paragraph with the correct form of the verb. Write your answer on the blanks.

When my friends (go) \_\_\_\_\_ on a vacation in Bohol, she (write) \_\_\_\_\_ notes in his diary. She (make) \_\_\_\_\_ entries in her diary every day. Here are some notes (find) \_\_\_\_\_ in it.

I (ride) \_\_\_\_\_ in an airplane. When I (get) \_\_\_\_\_ there I (take) \_\_\_\_\_ a taxi to my Uncle Sam's home. I (see) \_\_\_\_\_ many interesting places from the airport to my Uncle's place.

We (build) \_\_\_\_\_ sand castles on the sand. We (make) \_\_\_\_\_ sand balls and (throw) \_\_\_\_\_ them at the waves. I (have) \_\_\_\_\_ lots of fun there.

**Lesson 67:**            **Use the future tense of the verb using *will*.**  
**(Competency 8.8.3, Speaking)**

**Exercise A**

Directions: Answer these questions in complete sentences. Be sure to use *will* or *going to* as future time expression in your sentences.

1. What will you do with these empty eggshells?

\_\_\_\_\_

2. What will you do with these plastic cups?

\_\_\_\_\_

3. What will you do with these extra sandwiches?

\_\_\_\_\_

Directions: Complete each sentences with *is / are going to*. Write your answers on the blanks.

4. Benny and Luis (repaint) the slides in the park. \_\_\_\_\_

5. The church leaders (attend) a seminar on environmental cleanliness and beautification.

\_\_\_\_\_

6. They (give) medicine to indigent families. \_\_\_\_\_

7. The workers (use) marble in the park. \_\_\_\_\_

8. Mayor Sonia Lorenzo (meet) the Ateneans. \_\_\_\_\_

9. The doctors (give) medicine to poor people of Luzon. \_\_\_\_\_

10. School children (march) to the Luneta Grandstand. \_\_\_\_\_

**Lesson 67:**            **Use the future tense of the verb using *will*.**  
**(Competency 8.8.3, Speaking)**

**Exercise B**

Directions: Read each sentence. Look at the words in parenthesis. Complete each sentence with *is going to* or *are going to*. Write your answers on the blanks.

1. Luisa (take) picture of her families. \_\_\_\_\_
2. Dr. Santarina (diagnose) patients. \_\_\_\_\_
3. Even the old people (plant) more flowering plants along the streets. \_\_\_\_\_
4. All government employees (wear) Filipino Costumes on Monday. \_\_\_\_\_
5. Fr. Alex (join) the 'Healthy School' competition. \_\_\_\_\_

Directions: Write two follow up sentences for each of the given situations. Tell what you are going to do using *will* or *going to*.

6 – 7

You found a one hundred peso bill near the school gate. Nobody saw you pick it up. Soon a classmate of yours came to the gate looking for a hundred-peso bill.

---

---

8 – 9

Roses are the favorite of your teacher. You want to give her some roses for her flower vase. On your way to school you pass by the town park. There are many roses in that park. Nobody is in the park but you.

---

---

**Lesson 68:**            **Use two-word verb.**  
**(Competency 8.8.4, Speaking)**

**Exercise A**

Directions: Choose the correct answer to complete the sentences. Write your answer on the space provided.

1. Don't (a. give up, b. give out) when you fail once.
2. (a. keep out, b. keep up) your good works.
3. Please (a. write up, b. write down) the important details in the speech.

Directions: Fill in the blanks with the appropriate two-word verb given.

**Turn on - Turn off**

4. Please \_\_\_\_\_ the T.V. for some news.
5. Always \_\_\_\_\_ the lights before going to bed.

Directions: Write something about your class today using two-word verbs.

---

---


---

---

---

Directions: Complete the crossword puzzle with two-word verbs. Clues are given. Choose your answers from the box.

look – up	hurry up	keep – up
look down	put – away	keep - at
look - after	look at	put - out
put - on		



#### ACROSS

1. Find the meaning
3. took care of
6. dress oneself
7. discard, throw
9. continue

#### DOWN

2. criticize
4. direct eyes
5. move with haste
8. work persistently
10. delay, postpone

**Lesson 68:**            **Use two-word verb.**  
**(Competency 8.8.4, Speaking)**

**Exercise B**

Directions: Here are some two word verbs which maybe used in conducting an interview, match Column A to Column B. Write the letter of the correct answers on the blanks before the numbers.

<b>A</b>	<b>B</b>
____ 1. hand in	a. submit
____ 2. write down	b. continue, go on
____ 3. give up	c. enter
____ 4. turn out	d. result is
____ 5. keep up	e. indicate
	f. believe in the same ideas
	g. take notes
	h. proceed in doing something
	i. produce
	j. surrender

Directions: Study the sets of two-word verbs and their meanings. Use them to complete the sentences below. Write your answers on the blanks.

<b>put on</b>	-	to dress oneself
<b>put across</b>	-	convey effectively
<b>put away</b>	-	discard
<b>put down</b>	-	degrade, criticize
<b>put in</b>	-	contribute
<b>put off</b>	-	hold back, delay
<b>put out</b>	-	extinguish

6. A young kid tries to \_\_\_\_\_ his clothes by himself.
7. Please \_\_\_\_\_ the fire in the yard.
8. The children \_\_\_\_\_ their savings for a good cause.
9. The chairman \_\_\_\_\_ their meeting because of the calamity.
10. Please don't \_\_\_\_\_ old things. They can be recycled.

**Lesson 69:            Use words that describe persons, places, animals and ideas.  
(Competency 9, Speaking)**

**Exercise A**

Directions: Supply a word that describes the following.

1. Flowers \_\_\_\_\_

2. Apples \_\_\_\_\_

3. Dr. Jose Rizal

\_\_\_\_\_

4. Luneta Park \_\_\_\_\_

5. Dog \_\_\_\_\_

Directions: Underline words that describes and encircle the nouns they modify.

6. Filipinos are a deeply religious people.

7. The attic was a lovely place to play.

8. The large round colored pumpkins made beautiful chairs and tables.

9. Our country's colorful history shows how Filipinos face problems.

10. The red peppers and spicy onions dangled over my nose.

**Exercise B**

Directions: Write an adjective before each noun.

1. \_\_\_\_\_ island

2. \_\_\_\_\_ country

3. \_\_\_\_\_ tongue

Directions: Encircle words that describe and underline the nouns they modify.

4. Mother will bake two big brown cakes.

5. The hungry fox eats insects.

6. The forests are dark and quiet.

7. The sweet charming girl by his bedside is a guest from Malaysia.

8. The captivating scenery of white and blue made me feel good.

9. The winding bridge over the river is made of bamboo.

10. The handsome man smiled at her.

**Lesson 70:            Use the positive forms of adjectives.  
(Competency 9.9.1, Speaking)**

**Exercise A**

Directions: Give an adjective to describe each noun below.

1. \_\_\_\_\_ employee.
2. \_\_\_\_\_ beach

Directions: Read the sentences and tell what kind of adjectives the underlined words are. Write your answers on the blanks.

3. The large islands of Hawaii are famous for its sugar. \_\_\_\_\_
4. Betty's cat is an angry cat. \_\_\_\_\_
5. Sweet pineapple is a product from Bohol. \_\_\_\_\_
6. Those old cabinets are the real antiques. \_\_\_\_\_
7. The beauty and charm of Filipinas fascinate foreigners. \_\_\_\_\_
8. Kuya Germs is a stout man who weighs two hundred pounds. \_\_\_\_\_
9. Mother served a sweet mango for us. \_\_\_\_\_
10. Maria Makiling was a pretty fairy. \_\_\_\_\_



**Lesson 70:            Use the positive forms of adjectives.  
(Competency 9.9.1, Speaking)**

**Exercise B**

Directions: Suppose your name is MARIE. You want to be a successful DOCTOR someday. Write the letters vertically, and then think of an adjective beginning with each letter that appropriately describes you and what you would want to be someday.

M – erry	D – ignified
A – ctive	O – pen- hearted
R – are	C – ourageous
I – intelligent	T - all
E – nergetic	O - opulent
	R - emarkable

**TRY IT!**

Directions: Read the following sentences. Find the positive form of adjectives by encircling it.

1. Making sticky jelly is fun.
2. Visitors praise the hospitable Filipinos.
3. Most of the foreigners find us creative and resourceful.
4. We can accommodate adventurous tourists.
5. Nick Joaquin writes world-class novels.
6. The famous “Planting Rice’ painted by an artist is famous worldwide.
7. A heavy storm came and destroyed the countryside.
8. The bus is a fast vehicle.
9. Mother cooked a delicious adobo for us.
10. The wonderful beaches of Bohol and Cebu are visited by thousands of tourists.



**Lesson 71:            Use the superlative forms of adjectives.  
(Competency 9.9.1, Speaking)**

**Exercise B**

Directions: Write the form of adjective needed for each blank.

- ugly**            1. That is the \_\_\_\_\_ clown I have ever seen.
- big**            2. We almost fell when we see the \_\_\_\_\_ flower nearby.
- fantastic**      3. Mines View Park is the \_\_\_\_\_ view we have ever seen in Baguio City.
- delicious**     4. Of all the fruits in the table, mango is the \_\_\_\_\_.
- expensive**     5. Cynthia's bag is \_\_\_\_\_ than Amor, but Lorna's bag is the  
                                         \_\_\_\_\_.
- short**           6. I thought I had the \_\_\_\_\_ pencil till I saw Juan which is the  
                                         \_\_\_\_\_ of all.
- strong**          7. The \_\_\_\_\_ typhoons hits Cagayan and destroy thousands of properties.
- busy**            8. My mother is the \_\_\_\_\_ woman in our place.
- large**            9. The sun is the center of the solar system. It is the \_\_\_\_\_ star of all.
- careless**        10. Boys are more cooperative than girls, but boys also are the  
                                         \_\_\_\_\_ careless people inside the room.

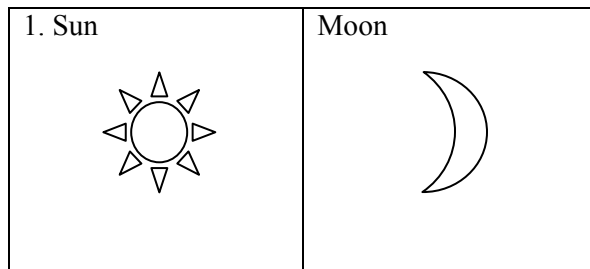
**Lesson 72: Use the comparative forms of adjectives.**  
**(Competency 9.9.1.2, Speaking)**

**Exercise A**

Directions: Describe each pair of objects in the picture using common adjectives. Then compare using the comparative degree.

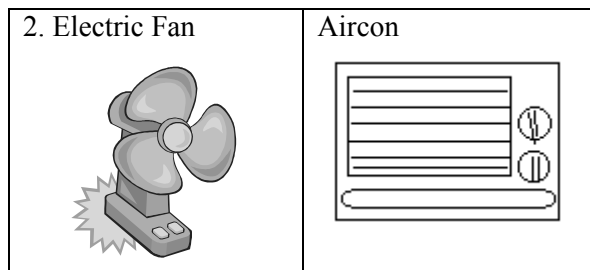
---

---



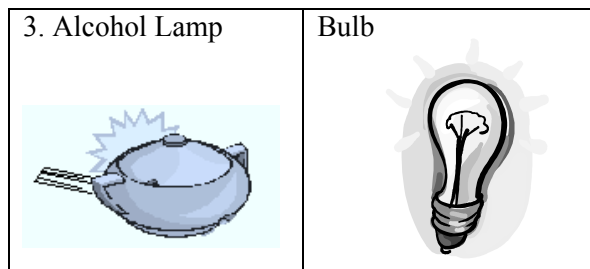

---

---




---

---



Directions: Complete the items below. Write your answers on the blanks

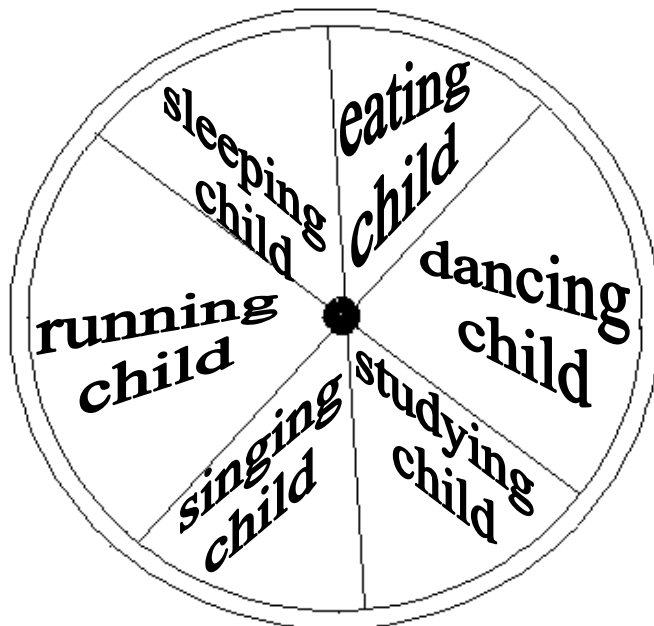

4. white \_\_\_\_\_ whitest

5. tall \_\_\_\_\_ tallest

Directions: Think as many comparisons as you can between and among the nouns in the circles. Then, draw a line to connect the two nouns every time you make a comparison.

Example:


Sometimes a bag is cheaper than a pair of shoes.



**Lesson 72:**            **Use the comparative forms of adjectives.**  
**(Competency 9.9.1.2, Speaking)**

**Exercise B**

Directions: Compare the two objects in each item. Use any adjective that is appropriate in asking questions.



\_\_\_\_\_



\_\_\_\_\_

Directions: Combine each pair of sentences by using comparative adjectives. Write your answers on the blanks.

3. Norma is 10 years old. Rodney is 8 years old. (old) \_\_\_\_\_  
 4. My suitcase hold 10 dresses. Elisa's suitcase holds 25 dresses. (big)

\_\_\_\_\_

Directions: Write the correct form of adjectives to complete each sentence.

5. Of the two, this lamp is \_\_\_\_\_.  
 (bright, brighter, brightest)  
 6. Benjie is \_\_\_\_\_ than Alfredo.  
 (tall, tallest, taller)

Directions: Write the forms of adjectives in the parenthesis to complete the paragraphs.

7-8. Rina has \_\_\_\_\_ (bad) penmanship but she has done quiet \_\_\_\_\_ (well) on the test.

9-10. It is \_\_\_\_\_ (cold) in Baguio than Tagaytay that is why teams of basketball players have the \_\_\_\_\_ (good) scores than the Ateneans during representing the basketball meet.

**Lesson 73:            Use the superlative forms of adjective.  
(Competency 9.1.3, Speaking)**

**Exercise A**

Directions: Write the correct degrees of comparison.

- |                 |                   |       |
|-----------------|-------------------|-------|
| 1. smooth       | _____             | _____ |
| 2. easy         | easier            | _____ |
| 3. affectionate | more affectionate | _____ |

Directions: Give the correct form of the adjective in each of the sentence by using superlative form of the each adjective.

4. The almanac is the (more, most) interesting book that I have ever read.
5. The Bamboo Organ is the (large, larger, largest) musical organ in the Philippines.
6. For me, my mother is the (more, most) beautiful woman in the world.
7. For most people, the snake is the (more, most) frightening of all the animals.
8. The dog is considered as man's (better, best) friend.
9. The Laguna band makes the (more, most) harmonious sound you could ever hear.
10. Mary Antoinette is the (pretty, prettier, prettiest) woman in their town.





**Lesson 74: Use descriptive words and phrases in sentences/paragraphs heard. Write simple descriptive paragraphs. (Competency 9.9.2, Speaking)**

**Exercise A**

Directions: Answer the questions correctly. Write your answers on the blanks.

1. What C is big, strong, herbivore, useful and helpful to farmers in the fields. \_\_\_\_\_
2. What V are green, yellow rich in vitamins and minerals, delicious. Make us strong and healthy?  
\_\_\_\_\_

Directions: Write which sense is used to communicate the phrases below. Your answer is one of the following; sight, taste, smell, touch or feeling, hearing.

- \_\_\_\_\_ 3. As delicious as tarts
- \_\_\_\_\_ 4. As brewed as Batangas coffee
- \_\_\_\_\_ 5. As pale as faded jeans

Directions: Read the two columns of words, and then draw a line connecting the two parts to complete a descriptive phrase.

**Column A**

6. too hot
7. too tired
8. too deep

**Column B**

- to swim
- to touch
- to climb

Directions: Encircle the noun that can be described by the following descriptive phrase.

9. As red as blood = (sky, rose, lips)

Directions: Use the descriptive phrase in a sentence by supplying the appropriate noun.

10. As sweet as \_\_\_\_\_



**Lesson 75:**        **Write reports from writing models.**  
**Television Shows**  
**(Competency 7, Writing)**

**Exercise A**

Directions: Write a summary of one of the television shows you have watched.  
Use the information given below.

Title: \_\_\_\_\_

Director: \_\_\_\_\_

Brief Summary:

---

---

Setting (Time/Place): \_\_\_\_\_

Characters: \_\_\_\_\_

Theme / Plot (2 Important events): \_\_\_\_\_

Moral Lesson: \_\_\_\_\_

Comments: \_\_\_\_\_

**Lesson 75:**        **Write reports from writing models.**  
**Television Shows**  
**(Competency 7, Writing)**

**Exercise B**

Directions: Watch one episode from one of the television shows given below. Write a summary using the information given.

Rated K Jessica Soho	I – Witness Imbestigador
-------------------------	-----------------------------

Title : \_\_\_\_\_

Director: \_\_\_\_\_

Brief Summary:

---

---

Setting (Time/Place): \_\_\_\_\_

Characters: \_\_\_\_\_

Theme / Plot (2 Important events): \_\_\_\_\_

Moral Lesson: \_\_\_\_\_

Comments: \_\_\_\_\_

**Lesson 76:            Respond in writing based on stimuli. Write a letter of regret.  
(Competency 10, Writing)**

**Exercise A**

Directions: Put these jumbled parts of a letter in their correct order. Observe correct punctuation, indentation, capitalization, and margins. Write your answer in your notebook.

We regret to tell you that we shall not be able to come to your 18<sup>th</sup> birthday celebration. On May 10, our family will go to Sual, Pangasinan. We shall visit our sick grandfather.

Thank you for inviting us and have fun of your party. Happy Birthday again.

Dear Baby

Love

Tita Pining

148, Maligaya Street  
Teacher's Village Quezon City  
May 4, 2006

Directions: Your friend Gerry invites you to his birthday party. You cannot attend to his party. Express your regret or sadness for your inability to attend the occasion. State the reason and wish him a successful event. Thank the sender also for inviting you. Write him a letter of regret with parts written correctly. Observe the correct punctuation, indentation, capitalization, and margin. Write your letter in the space below.

**Lesson 76:            Respond in writing based on stimuli. Write a letter of regret.  
(Competency 10, Writing)**

**Exercise B**

Directions: Put these jumbled parts of letter in their correct order. Observe correct punctuation, indentation, capitalization and margins.

Dear Riza

Your friend

Marites

234 Kalayan St.  
Mabini, Quezon City  
June 12, 2004

I'm very sorry to tell you that we shall not be able to attend to your party on June 24. Our family will go to Pagbilao, Quezon for a family reunion.

Thank you for inviting us. Have fun on your party. Happy Birthday again.

Directions: Your dear friend Lanie invites you to her birthday party. You cannot attend to her party. Express your regret through a letter. Observe the correct punctuation, indentation, capitalization and margin. Write your letter in the space below.


**Lesson 77:**            **Respond in writing based on stimuli.**  
**Write a result of an observation/experiment.**  
**(Competency 10.1, Writing)**

**Exercise A**

Directions: Write the result of your observation in 3 – 5 sentences based on the following experiments in paragraph form observing the correct format.

A.

Get two santan plants of the same sizes.  
Place one plant in a pot filled with good soil.  
Place the other in a pot without soil.  
Place both pots where there is sunlight.  
Give enough water to each plant every day for one week.  
Which plant will continue to grow?  
What are the needs of plants?




B.

Get two mayana plants of the same sizes and  
plant them in the same kind of soil.  
Cover one pot with a box.  
Put the other pot under the sun.  
Water each plant every day for one week.  
Which plant will grow well?



C.

Place two corn seedlings in the same  
kind of soil under the sunlight.  
Water one plant every day.  
Do not water the other plant.  
Which plant will continue to grow? Why?



D.

Get two potted plants.  
Cover one potted plant with a plastic bag.  
Tie the plastic bag so that air cannot get in.  
Do not cover the other plant.  
What will happen?

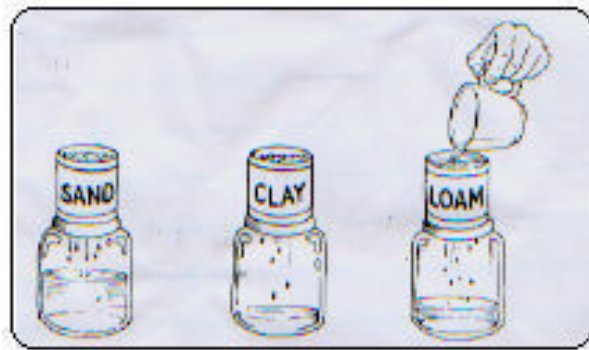


**Lesson 77:**            **Respond in writing based on stimuli.**  
**Write a result of an observation/experiment.**  
**(Competency 10.1, Writing)**

**Exercise B**

Directions: Write the result of your own observation in 3 –5 sentences based on the following experiments in paragraph form observing the correct format in writing.

How are these kinds of soil different from one another?



Get some sand, clay and loam. Set each can on a wide-mouthed bottle. Place equal amounts of each soil in cans with holes at the bottom. Pour a cup of water into each can.

Observe the amount of water in the bottle. Which soil allows much water to pass through?



**Lesson 78:**            **Respond in writing based on stimuli. Write an acceptance letter.**  
**(Competency 10.2, Writing)**

**Exercise A**

Directions: Put these jumbled parts of a letter of acceptance in their correct order. Observe correct punctuation, indentation, capitalization, and margins. Write your answers in your notebook.

Your friend

Marie

Ever dearest friend Dory,

234 Kalayan St.  
Mabini, Quezon City  
June 12, 2004

I have just received your invitation card yesterday. Thank you so much. With regards to your invitation, I accept it. Expect me to come. I will be very glad to see you. Our cousin Marlyn wants to join us also. See you there!

Directions: Your Auntie Loleng sends you a colorful storybook of different stories. You accepted the book, in fact it is your dream to have one. Write a letter of acceptance to your Auntie, observing the correct punctuation, indentation, capitalization, and margins. Write your letter on the space below.

**Lesson 78:**            **Respond in writing based on stimuli. Write an Acceptance letter.**  
**(Competency 10.2, Writing)**

**Exercise B**

Directions: Put these jumbled parts of a letter of acceptance in their correct order. Observe correct punctuation, indention, capitalization, and margins. Write your answers in your notebook.

Even at this moment, we are already excited to know that you are having a party on your 18<sup>th</sup> Birthday. Thank you for the invitation. You can count on us to be with you together with Father and Mother on November 26, 2005 at your home. We would surely not want to miss the first dance, so we shall be there.

Your Loving Cousin

Marie

Dear Marites and Marilyn


234 Kalayan St.  
Mabini, Quezon City  
June 12, 2004

Directions: Your long lost friend from Iligan City sends you an invitation letter for her birthday. You accepted the invitation. Write a letter of acceptance to her. Observe correct margins, indention, capitalization and punctuation marks. Write your letter on the space below.

**Lesson 79:**      **Respond in writing based on stimuli. Write a descriptive paragraph. (Competency 10.3, Writing)**

**Exercise A**

Directions: Study the pictures below. Then write at least (5) single word adjective or phrase to describe the people, places and events depicted or shown in the pictures.




\_\_\_\_\_




\_\_\_\_\_



\_\_\_\_\_



\_\_\_\_\_



\_\_\_\_\_

**Lesson 79:**

**Respond in writing based on stimuli. Write a descriptive paragraph. (Competency 10.3, Writing)**

**Exercise A**

Directions: Study each picture closely. Write 3 sentences that describe each picture. Write your sentences on the lines below each picture.



---

---

---



---

---

---



---

---

---

**Lesson 80:**            **Respond in writing based on stimuli.**  
**Write a narrative paragraph about a given topic.**  
**(Competency 10.4, Writing)**

**Exercise A**

Directions: Write 3 to 5 sentences using the following topics. Write them in paragraph form.

Life on the Farm

---

---

---

My School

---

---

---

My Favorite Pet

---

---

---

My Hobby

---

---

---

The Zoo

---

---

---

**Exercise B**

Directions: Write 3 to 5 sentences using the following topics. Write them in paragraph form.

My Friends

---

---

---

My Toy

---

---

---

My Mother

---

---

---

The School

---

---

---

My Teacher

---

---

---

**Lesson 81:            Write reported statements in paragraph.  
(Competency 11.1, Writing)**

**Exercise A**

Directions: Write the following statements in paragraph form. Observe correct use of punctuation marks.

A.

1. The principal inquired, ‘What did you do at recess time?’
2. “What happened after taking your snacks?” asked the teacher.
3. “Why did Jane hit you?” asked the principal.
4. Mr. Santos asked, ‘Where did Jose come from?’
5. the Guidance Councilor asked, ‘Who saw what happened?’

B.

1. Lito said, ‘My uncle loves her pet very much.’
2. Alberto says, ‘Puppies are usually playful.’
3. Angie answered, ‘I have pets with me.’
4. the children said, ‘We all love our pets dearly.’
5. ‘Your pet frog looks scary,’ Angie pointed out to Noel.

**Exercise B**

Directions: Write the following statements in paragraph form. Observe correct use of punctuation marks.

A.

1. Mrs. Torres asked, ‘Are your rivers polluted?’
2. Mrs. Cabig asked ‘Is there a factory near the river?’
3. Is the factory dumping its waste into the river?’ asked Mrs. Rivera.
4. ‘Who built the factory?’ asked Mr. Al.
5. ‘why do fishermen and farmers complain?’ asked Mr. Calison.

B.

Lourdes:            What are those cards you are holding, Erica?

Erica:                They are for my collection. Collecting cards is my hobby.

Mina:                Hobby? What’s a hobby?

Lilibeth:            It’s something you do and enjoy. You have a special interest in it.

You do it when you are free of work and study. You do it during your leisure time.

Aurora: Let’s have a hobby club. In that way, we can help one another with our hobbies.

**Lesson 82: Write an appointment. Give a rationale in making an appointment.  
(Competency 12, Writing)**

**Exercise A**

Directions: Copy this letter correctly in the space below.

Sto. Cristo, Elementary School  
Sto. Cristo, San Isidro, Nueva Ecija  
November 26, 2006

Mr. Alfredo Espinoza  
Municipal Engineer  
San Isidro, Nueva Ecija

Dear Sir,

We are writers of 5775, the reverse education crisis of San Isidro, Nueva Ecija. We wish to feature people with outstanding accomplishments like you in our school paper.

In this connection, we would like to meet you to obtain important information. Could you please accommodate us for the interview? Please, inform us your available time through our adviser, Mrs. Miriam Cordero.

We look forward to your favorable response on the above request.

Very truly yours,

5775 Staffers

---

Directions: Put these jumbled parts of an appointment letter in their correct order. Write your answer on the space provided.

Mr. Luis M. Calisa  
President, Pupil Government

Sir

143 Scout Albano  
Kamuning, Quezon City  
March 10, 2005

Very truly yours,

TALA Staffers

I am one of the Tala Staffers. I would like to interview you and write news about the plants and projects of the organization. Please let me know your available time through Ma. Corazon Balajadia, our Editor in-chief.

**Lesson 82:            Write an appointment. Give a rational in making an appointment.  
(Competency 12, Writing)**

**Exercise B**

Directions: Put these jumbled parts of an appointment letter in their correct order. Write your answer in the space provided.

Mrs. Marineth Mesde  
Manager, Kodak Phils.

Bagong Buhay Writers

Dear Ma'am,

447 Looban St. Sto Cristo  
San Isidro, Nueva Ecija  
December 13, 2004

Very truly yours

I am one of the staffers of Bagong Buhay. I would like to interview you to gather information and to take your picture. We are looking forward to your favorable response on your request.

Directions: Write a letter making an appointment based on the given situation.

You want the FPTCA President to give you an evaluation of the recent BINGO Social Activity of the Association.



**Lesson 83:            Write different texts. Write a description about a given topic.  
(Competency 12.2, Writing)**

**Exercise A**

Directions: You have already learned that description creates a clear picture. Study the following description of a place. Encircle all the descriptive words and phrases in the given paragraphs.

The famous Boracay Beach Resort has a peaceful atmosphere. Gentle breeze that ruffle the palm leaves, produce a rhythmic tone. The regular beat of small waves lapping at the shore, creates a musical sound. The clear and cool sea water end is enchanting. The endless stretch of fine sand is a splendid sight. You will enjoy your stay in that place. It is such a comfortable place for relaxation.

Now its your turn to write a description about the picture below. Write 3 – 5 sentences in paragraph form. Observe the correct format, indentation, margin, capitalization and punctuation marks.



---

---

---

---

**Lesson 83:**            **Write different texts. Write a description about a given topic.**  
**(Competency 12.2, Writing)**

**Exercise B**

Directions: What are the things around you? Most of them are things you can see or touch. Describe it in 3 – 5 sentences in paragraph form, observing the correct format in writing.



---

---

---

**Lesson 84: Write different texts. Writing Advertisements.  
(Competency 12.4, Writing)**

**Exercise A**

Directions: Suppose you are doing commercial advertisements for a company. The manager tests your potentials. Create/make your own advertisement using the following products in 3 – 5 sentences.



---

---

---

---




---

---

---

---



---

---

---

---


**OUR NAME SAYS IT ALL**

The SureGoods name guarantees you high-quality beef and pork products. That is because we import our cattle only from New Zealand and raise them ourselves. We also breed and grow our hogs in our own farms. So you're sure to get meat that is grown and hygienically processed each time you visit your neighborhood meat shop.

**Lesson 84: Write different texts. Writing Advertisements.**  
**(Competency 12.4, Writing)**

**Exercise B**

Directions: You are endorsing a product to a well-known personality. Write 3 to 5 sentences to advertise these products.



---

---

---

---



---

---

---

---

**Lesson 85:            Draw conclusions based on information given.  
(Competency 10, Reading)**

**Exercise A**

Directions: Complete the following sentences with the words taken from the list in the box.

deformed	fade	dirty
sag	whiter	torn
fit	get	bigger
stained		

1.     If I use the wooden paddle on the clothes when I wash them, they will easily get \_\_\_\_\_.
2.     If mud splashes on your dress, it will get \_\_\_\_\_.
3.     If I dry my colored or printed clothes under the sun, they will \_\_\_\_\_ fast.
4.     If the hemline of a dress is not sewn correctly, it will \_\_\_\_\_.
5.     If I spill ink on my dress, it will get \_\_\_\_\_.

Directions: Complete the following sentences with the word or words taken from the word bank. Write your answer on the blank.

knife	fallen	needle
broken glass	beaten	rock
stick	cricket	new shoes
flame		

6.     He's black and blue all over. He must have been \_\_\_\_\_.
7.     His feet have blisters. He must have worn a pair of ill fitted \_\_\_\_\_.
8.     Noli's leg has a deep cut. He must have hurt himself with a \_\_\_\_\_.
9.     Loreto's forehead has a bump. He must have been hit by \_\_\_\_\_.
10.    Yna's right hand has blisters. She must have touched a \_\_\_\_\_.

**Lesson 85:            Draw conclusions based on information given.**  
**(Competency 10, Reading)**

**Exercise B**

Directions: Complete the following sentences. Write the words taken from the box below.

deformed, fade, sag, whiter, torn, dirty, fit, get, bigger, stained
---------------------------------------------------------------------

1.    If I bleach my white blouses, let them stay in the hot sun and sprinkle water on them occasionally,  
      they will look \_\_\_\_\_.
2.    If a tear in a dress is not mended right away, it will get \_\_\_\_\_.
3.    If a flimsy material is wrung tightly to remove water from it, it will become \_\_\_\_\_.
4.    If curtains that are not properly dried are kept in the cabinet, they will have \_\_\_\_\_.
5.    If white and colored dresses are soaked together in a basin, the white clothes will get \_\_\_\_\_.

Directions: Complete the following sentences with a word or words taken from the box.

6.    Lea's thumb got pricked. She must have hurt herself with a \_\_\_\_\_.
7.    Lina has scratches on her arms and legs. She must have gone through a \_\_\_\_\_.
8.    Diana scraped her knee, she must have \_\_\_\_\_.
9.    Marinette's legs have red marks. She must have been whipped with a \_\_\_\_\_.
10.   Mario's foot has a deep puncture. He must have stepped on a \_\_\_\_\_.

knife, rock, fallen, stick, needle, thicket, broken glass, new shoes, beaten, flame
-------------------------------------------------------------------------------------

**Lesson 86: Evaluate and make judgments on poems heard.  
Note details in a poem listened to.  
(Competency 11, Reading)**

**Exercise A**

Directions: Read the poem carefully then answer the questions that follow.

**Am I The Same Girl?**

I used to delight at candles on my cake  
The goodies and ice cream, the pastries mother baked  
This time I can just have a pizza and a cola  
As long as my friends and I are together.

Things my folks gave me I used to enjoy  
Dolls, puzzles and tales, those things and more.  
Now, if my friends are not there to enjoy them, you can  
keep them all

Was it the ten candles I blew out last year?  
That dimmed the lights and made me wonder  
Through the same name to everyone I answer  
Like a rose, I was a bud and now a flower

1. How old is the girl in the poem?
2. What things did she use to do?
3. To what did the girl compare herself before?  
Now?
4. Why do you think she changed in her ways?
5. Do you have the same point of view?

**Exercise B**

Directions: Read the poem and answer the questions below.

**Tree Climber**

Every time I climb a tree  
Where have you been?  
They say to me  
But don't they know that I am free  
Every time I climb a tree

1. What is the hobby of the child in the  
poem?
2. How many stanzas does the poem  
have?
3. What is the main idea of the poem?
4. Do you want to climb the tree?
5. If you were the writer would you have  
used the same style?

**Lesson 87: Evaluate ideas/make judgments on paragraphs read.  
Note details in selection/paragraphs read.  
(Competency 11, Reading)**

**Exercise A**

Directions: Read each selection carefully, then answer the questions that follow. The first two questions, test if you can note details carefully and the last two will determine if you form judgment wisely. Write your answer on your paper.

1.

A couple was leaving church after the Sunday mass. 'Did you see the designer suit the woman in front of us was wearing?' the wife asked 'And the back scarf of the woman across your right? And the little blue see-through blouse of the woman across aisle?'

'Well, no' the husband answered. 'I fell asleep'

She gave him a sharp look.

1. Who noticed the attire of the people in church?
2. What did the couple do in church?
3. Who spent time in church properly, the wife or the husband?
4. Why?

A boy in kindergarten kept informing his teacher that he was going to get a baby brother. One day, his expectant mother permitted him to place his hand on her stomach to feel the movements of the unborn child. After that, the boy didn't talk about the expected arrival of a baby any longer. Until one day his teacher inquired. 'Whatever happened to that baby brother, you were supposed to get?' the five year old face saddened. 'I think Mommy ate him,' he replied.

1. What did the boy keep on telling his teacher?
2. What did the boy think his mother did to his baby brother?
3. Describe the boy.
4. How could the boy's idea about what happened to his baby brother be changed?



**Lesson 87: Evaluate ideas/make judgments on paragraphs read.  
Note details in selection/paragraphs read.  
(Competency 11, Reading)**

**Exercise B**

Directions: Read the passage/selection carefully then answer the following questions.

A.

Almost every night after the doctor and his wife had gone to bed, they would begin hearing noises from the dining room like chairs being pushed back after a dinner party. Then one late morning the wife woke up to see a man staring at her at the front of her bed. As she was about to scream and shout, he vanished!

1. What kind of noises did the couple hear coming from the dining room?
2. What happened to the man she saw at the front of the bed?
3. Describe how the doctor and his wife felt.
4. What would you do if you live in the house like this?

B.

Danilo lost the claim ticket for his wife's shoes and The shoemaker required it as a proof of ownership. Suddenly, Danilo hit upon an idea. His puppy was waiting in the car. He brought her in, lifted her to the rack and commanded her to get the shoe, a game they play at home. She sniffed from one pair to another and finally grabbed the pair belonging to her mistress. With a grin, the shoemaker wrapped the shoes and handed them to the man. "Proof enough," he said.

1. What did the man lose?
2. What did the puppy do to prove the shoes belonged to her mistress?
3. What other solution could the man do to get his wife's shoes?
4. Would you do the same thing if you were in the same situation?

**Lesson 88:            Identify facts/opinions in a selection read.  
(Competency 11.1, Reading)**

**Exercise A**

Directions: Decide if each statement tells a fact or opinion. Write F for fact and O for opinion.

- \_\_\_\_\_ 1. Diplomas are official documents.  
\_\_\_\_\_ 2. The hole in the ozone layer is getting bigger every year.  
\_\_\_\_\_ 3. Sunshine feels good.

Directions: Match each fact with its corresponding opinion. Write the letter of your answer on the blank.

**FACT**

**OPINION**

- |                                                                                                        |                                                                         |
|--------------------------------------------------------------------------------------------------------|-------------------------------------------------------------------------|
| _____ 4. Smoke belchers pollute the environment.                                                       |                                                                         |
| _____ 5. Garbage is a big problem especially in the city.                                              | a. Mollusks are soft bodied animals                                     |
| _____ 6. Environmentalists are people who are much concerned about the condition of natural resources. | b. Garbage may not be a serious problem in the countryside              |
| _____ 7. Squids and octopus are sea creatures that belong to the group called mollusks.                | c. Smoke belching wheels should be improved                             |
|                                                                                                        | d. They believed that indiscriminate method of mining should be stopped |

Directions: Study the paragraph carefully. Write F if the statement tells a fact and O if it is an opinion.

8. Once, eerie lights glowed high in the sky and people who saw them were scared. The feathering fingers of light reached a house and in no time at all, the whole house burst into flame.

\_\_\_\_\_

9. People living in swampy areas often see strange lights glowing near the ground. Oftentimes these lights which look like small balls of fire float through the air. These balls of fire are ghost or spirits.

\_\_\_\_\_

10. The sun is never still. On its surface super hot gases constantly flow. The hot gases become changed particles. Sometimes they erupt and when this happens, solar flares are seen in space. They create lights in the sky.

\_\_\_\_\_

**Lesson 88:            Identify facts/opinions in a selection read.  
(Competency 11.1, Reading)**

**Exercise B**

Directions: Match each fact with the corresponding opinions about it. Write the letter of your answer on the blank before each fact.

FACT	OPINION
_____ 1. Children of poor families suffer from malnutrition.	a.        Jobs should be suited to the worker's skills.
_____ 2. Many of the students finish their courses through the home study scheme.	b.        Mothers should know how to prepare cheap and nutritious meal.
_____ 3. Many Filipinos live below the poverty line.	c.        It is believed that many Filipinos will be living below the poverty line in the coming years.
_____ 4. Many jobs means more opportunities for work.	d.        Poverty may be lessen through education.
_____ 5. The literacy level of Filipinos is high.	e.        Home study programs maybe as effective as the formal scheme.
	f.        Others says that rich children may also suffer from malnutrition.

## **Lesson 89:            Give opinions about information read. (Competency 11.2, Reading)**

### **Exercise A**

Directions: Read the news story below then express your opinions by answering questions at the end of story.

Mother is cooking for lunch. She needs vinegar and some garlic. She asks Julius to run an errand for her.

There are two stores near their house. One is owned by a Chinese and the other one is owned by a Filipino. The store owned by a Chinese is nearer than the store owned by a Filipino.

1. If you were Julius, where would you buy?
2. Why would you buy there?
3. What would be the result if we patronize our Filipino stores?

Sto. Cristo Elementary school needs additional teachers and classroom. Each classe has already an average of 70 pupil. But Education Secretary Jeslie Lapuz announced that the Department of Education (Dep Ed) will not hire new teachers in the public school next year due to financial problem.

What will be the situation in Sto. Cristo Elementary school for the school year 2008-2009. Write your opinion in paragraph form.

### **Exercise B**

Directions: Read the news story below, and then express your opinions by answering the questions at the end of the story.

1. Juan Luna's "Parisian Life" painting was brought by the Government Service Insurance System (G.S.I.S) from the auction house in Hong Kong for 45 Million pesos.

Considering the economic situation that the country is presently experiencing, do you think it was a wise decision for the GSIS to spend such a big amount on a painting?

2. Development Bank of the Philippines, Inc. has thought of acquiring computers to do the work of the bank tellers. If it does, several bank tellers will be dismissed. Should they buy computers or not? Does Miss del Cinco, one of the bank tellers have a reason to be sorry or to be happy?

3. San Ildefonso rivers turned black with dirt coming from a piggery. The owner dumped all the wastes of his pigs, including dead piglets into the river. The owner happened to be the barangay captain. Should the people report the piggery owner to the municipal health officer? Why? Why not?

**Lesson 90:**            **Get information from newspapers. Tell what information one gets from each part. Identify the parts of a newspaper. (Competency 11.3, Reading)**

**Exercise A**

Directions: Match the parts of the news paper in Column A with the information they listed in Column B. Write the letter of the correct answers on the blanks.

<b>A</b>	<b>B</b>
_____ 1. Editorial	a. notices of people who died
_____ 2. Obituary	b. result of sports activities
_____ 3. Business Page	c. editors view or important issues
_____ 4. Classified Ads	d. listing of available jobs
_____ 5. Entertainment	e. features on music, arts, theater, etc.
_____ 6. Front Page	f. important business news
_____ 7. Lifestyle	g. news both local and foreign
_____ 8. Society Page	h. social functions/events
_____ 9. Sports Page	i. features of some people's way of life
_____ 10. Movie Guide	j. guide/view for the movies shown

**Lesson 90:**            **Get information from newspapers.**  
**Tell what information one gets from each part. Identify the**  
**parts of a newspaper. (Competency 11.3, Reading)**

**Exercise B**

Directions: Identify the parts of the newspaper where the details below can be found. Write your answer in the space after each statement.

1.     Orange and Lemons: The major concert at ‘The Fort’. \_\_\_\_\_
2.     Manny Pacquiao’s rematch to Juan Manuel Marquez. \_\_\_\_\_
3.     News on weddings, parties, baptismal. \_\_\_\_\_
4.     ‘House and Lot For Sale’ \_\_\_\_\_
5.     Robert de Niro’s new thriller movie. \_\_\_\_\_
6.     Snap presidential election. \_\_\_\_\_
7.     The burial of famous businessman in the country. \_\_\_\_\_
8.     Winners of Metro Manila Film Festival. \_\_\_\_\_
9.     Second hand computers for sale \_\_\_\_\_
10.    Peso-Dollar exchange rate. \_\_\_\_\_

**Lesson 91:            Use library resources to get information using card catalog.  
(Competency 12.1, Reading)**

**Exercise A**

Directions: In which drawer will you find the cards for these books and authors? Write the guide letters on the blank.

A	CU-D	J - L	S - sq	X
B - Bo	E - F	M	st - T	Y
Br - ch	G - Ha	N - Ph	U - V	Z
Ci - Cr	He - I	Pi - R	W	

1.     A very young Ballet Queen \_\_\_\_\_
2.     Skiing \_\_\_\_\_
3.     Jokes \_\_\_\_\_
4.     Peter Pan \_\_\_\_\_
5.     Diary of Anne Frank \_\_\_\_\_
6.     An Evergreen Tree for Christmas \_\_\_\_\_
7.     The Incredible Journeys \_\_\_\_\_
8.     Oceans \_\_\_\_\_
9.     Dog's Talk \_\_\_\_\_
10.    Manuel L. Quezon: Man of Destiny \_\_\_\_\_

**Lesson 91:            Use library resources to get information using card catalog.  
(Competency 12.1, Reading)**

**Exercise B**

Directions: Write the letter of letters of the drawer in which you would find each of the following in the card catalogs.

A	D	H	M	S
B	E – F	I – K	N – P	T – U
C	G	L	Q – R	V – Z

1. Alfred Summer \_\_\_\_\_
2. Noli Me Tangere \_\_\_\_\_
3. Continuation of the Philippines \_\_\_\_\_
4. Dinosaurs \_\_\_\_\_
5. Susan Hunt \_\_\_\_\_

Directions: Look at the card then answer the questions.

BOTANY 123 Balajadia, Ma. Corazon A4 The biological sciences by Ma. Corazon Balajadia, San Francisco California, Phoenix Publishing House Inc. C. 1998 XIV, 738 p. 25 cm.
------------------------------------------------------------------------------------------------------------------------------------------------------------------------------------------

6. Type of card \_\_\_\_\_
7. Author's Name \_\_\_\_\_
8. publisher's Name \_\_\_\_\_
9. Copyright date \_\_\_\_\_
10. Number of pages \_\_\_\_\_



**Lesson 92:**            **Use library resources to get information. Use an atlas or an encyclopedia to get information. Write down important and specific notes from an encyclopedia.**  
**(Competency 12.2, Reading)**

**Exercise A**

Directions: Refer to the guide letters and volume number of the Collier's Encyclopedia. In which volume and letter words can you find the following topics?

A to Ameland	Amen to Artillery	Art Nouveau to Begin	Begonia to Burmese	Burnap to Charm	Charny to Colonie	Colonna to Decator	Deccan to Electron
1	2	3	4	5	6	7	8

Electron Gin to Fisher	Fiscus to Germanicus	Germanium to Heathhen	Heating to Infectious	Infinity to Katmai	Katmandu to Longhi	Longinus to Meta	Metal to Musial
9	10	11	12	13	14	15	16

Music to Numazu	Number to Phrygia	Phyfe to Remi	Renner to Sibelius	Sibenik to Syndicalism	Synge to Uruguay	USA to Zwingli	Bibliography to Index
17	18	19	20	21	22	23	

	TOPICS	VOLUME NO.	LETTER WORDS
1.	Danube River	7	Colonna - Decator
2.	Technology in the Philippines		
3.	Origin of Pineapple		
4.	Temperature		
5.	Red Sea		
6.	Octopus		
7.	New York City		
8.	Babies and Food		
9.	Types of Cars		
10.	Scientific Name of Papaya		

**Lesson 92: Use library resources to get information. Use an atlas or an encyclopedia to get information. Write down important and specific notes from an encyclopedia. (Competency 12.2, Reading)**

**Exercise B**

Directions: Refer to the sample set of guide words and volume numbers of an encyclopedia. In which volume and letter words can you find the following topics? Refer to the guide questions stated below.

Aadnark Argentina	Ariosto Bering	Berkshire California	Caligula Cleverland	Click- De Gaulle	Dehyd English	Engraving French	Freud Hamp	Hamster Insect	Instinct Lesotho
1	2	3	4	5	6	7	8	9	10

Lesseps Michigan	Micro Nitric	Nitrogen Philis	Philo Rash	Rasputin Servant	Seven Stomach	Store Treaty	Tree Way	Wezen and Atlas	Reference Index
11	12	13	14	15	16	17	18	19	20

	KEY WORD	VOLUME NO.	GUIDE WORDS
1.	Thailand	17	Store-Treaty
2.			
3.			
4.			
5.			
6.			
7.			
8.			
9.			
10.			

1. What agricultural products does Thailand support?
2. What is Cayle's Law?
3. What does the term que mean?
4. What is the function of the digestive system to man?
5. What is the national language of Uruguay?
6. Who are the aborigines and natives of Pakistan?
7. Who is Helen Keller?
8. Does the snail belong to the dinosaur group?
9. Where can you find Mediterranean Sea?
10. What is the depth of the Philippine Deep?

**Lesson 93: Use library resources to get information.  
Write down important and specific notes from an index.  
(Competency 12, Reading)**

**Exercise A**

Directions: Study these indexes and answer the questions that follow.

Earth - 277	Earthquake – 282 – 283
Core – 280 – 281	Effects of - 824 – 285
Crust – 279 – 280	Energy – 234
Landscape – 289	Changing Forms – 253 – 254
Mantle – 280 – 281	Chemical – 238
Volcanoes – 281	Conserving – 259 – 268
	Cooking – 260 – 261
	Electric – 240 – 241
	From Fuel – 260
	Light – 280
	Solar – 281 – 283

1. To which page or pages would you turn to find out the effects of earthquakes? \_\_\_\_\_
2. How many pages tell how energy change its forms? \_\_\_\_\_
3. To what page can you find the Earth's crust? \_\_\_\_\_
4. On what page or pages would you find the definition of energy? \_\_\_\_\_
5. To which page or pages would you turn to find out about chemical energy? \_\_\_\_\_

Flowering Plants – 237 – 238	Landforms – 201
Dicots – 230	Beach - 208 - 209
Monocots – 237	Caves – 207
Flowers – 128 – 129	Coral Reef – 208
Animals – 130	Mountains – 210
Biennials – 131 – 133	Valleys – 210
Perennials – 134 – 135	Volcanoes – 204 – 206
Geologists – 180 – 181	

6. What page or pages would you turn to find something about caves? \_\_\_\_\_
7. How many pages tells about Coral Reefs? \_\_\_\_\_
8. On what pages can you find the information about Biennials? \_\_\_\_\_
9. Which subtopic in the selection of flowers has the least number of pages? \_\_\_\_\_
10. In what page or pages can you find information about landforms? \_\_\_\_\_

**Lesson 93:**            **Use library resources to get information.**  
**Write down important and specific notes from an index.**  
**(Competency 12, Reading)**

**Exercise B**

Directions: Study the index below then tell on what pages you can find some information the questions ask for. Write your answer on the blanks.

MARS, beliefs about – 20 - 23 Characteristic – 25 - 26 Condition on – 27 Size – 19 Distance from Earth – 20  MOON, condition on – 50 - 51 Distance from Earth – 52 Light – 54 – 55 Movements – 51 – 53 Phrases – 53  MOUNTAINS, how formed – 60 – 63 How tall – 62 Undersea – 64  PLANETS: Names – 28 – 29 Moons – 27 – 29 Nature of each - 25 Path in the Solar System - 28	RADAR, development – 50 Uses - 53 SOLAR SYSTEM, Heavenly bodies – 10 – 13 Size – 11  SPACESHIPS, Designs of – 96 Electricity for – 94 - 96  STARS, colors of – 200 - 202 Speed of light – 203 Temperature – 206  TIDES, causes of – 210 – 211 Effects on – 213 Time of day - 215
---------------------------------------------------------------------------------------------------------------------------------------------------------------------------------------------------------------------------------------------------------------------------------------------------------------------------------------------------------------------------------------------------------------------------------------	----------------------------------------------------------------------------------------------------------------------------------------------------------------------------------------------------------------------------------------------------------------------------------------------------------------------------------

- How do planets differ in sizes? \_\_\_\_\_
- How high is the mountains? \_\_\_\_\_
- What is the distance of Mars to Earth? \_\_\_\_\_
- What is the temperature of stars? \_\_\_\_\_
- Do stars have colors? \_\_\_\_\_
- What causes tides? \_\_\_\_\_
- What are the different phases of moon? \_\_\_\_\_
- How are the spaceships made? \_\_\_\_\_
- What are the uses of radar? \_\_\_\_\_
- How fast does the light of stars travel? \_\_\_\_\_

**Lessons 94:**        **Use adverbs of manner in sentences.**  
**Identify the adverb of manner.**  
**Write sentences using adverb of manner.**  
**(Competency 10.10.1, Speaking)**

**Exercise A**

Directions: Put each group of words in the correct order. Write your answer on the blanks.

1.    She/gracefully/danced. \_\_\_\_\_
2.    Marie/this/early/morning/woke/up. \_\_\_\_\_

Directions: Read the following questions carefully. Answer them in complete sentences.

3.    How do graceful girls walk?

\_\_\_\_\_

4.    How does a nervous child recite?

\_\_\_\_\_

Directions: Select an appropriate adverb of manner from the box to complete the sentence.

gently	carefully	efficiently	angrily
silently	slowly	obediently	

5.    The typist did her job \_\_\_\_\_
6.    The sick man climbed the steps \_\_\_\_\_
7.    Walk \_\_\_\_\_ the baby is sleeping \_\_\_\_\_
8.    The mother kisses her crying baby \_\_\_\_\_
9.    we should obey our teachers \_\_\_\_\_
10.   Tony chews his food \_\_\_\_\_

**Lessons 94:**        **Use adverbs of manner in sentences.**  
**Identify the adverb of manner.**  
**Write sentences using adverb of manner.**  
**(Competency 10.10.1, Speaking)**

**Exercise B**

Directions: Use the adverb form of the word given in parenthesis.

1.        He fought for his people \_\_\_\_\_ (brave)
2.        The artist made the design \_\_\_\_\_ (careful)

Directions: Complete the sentences with the appropriate adverb indicated in the parenthesis.

3.        \_\_\_\_\_, I wait for the entertainment portion. (patient)
4.        \_\_\_\_\_, John tells his mother to buy a pair for him. (polite)
5.        \_\_\_\_\_, they chose Darwin's pants for the program. (hurry)
6.        We should speak \_\_\_\_\_ in the library.(soft)
7.        Miss Leon sings \_\_\_\_\_. (beautiful)
8.        The sick man climbed the steps \_\_\_\_\_. (careful)
9.        Vendors were \_\_\_\_\_ tending to their customers. (eager)
10.       The wind blew \_\_\_\_\_ on my face yesterday. (gentle)

**Lesson 95:            Use adverb of frequency in a sentence. Identify adverbs of frequency. (Competency 10.10.1, Speaking)**

**Exercise A**

Directions: Answer each question with an adverb of frequency.

1. How often do you pray?

\_\_\_\_\_

2. How many times do you water your plants in the garden? \_\_\_\_\_

3. How many times does your father go on a trip outside your hometown? \_\_\_\_\_

Directions: Write an appropriate adverb of frequency for each sentence.

4. They have \_\_\_\_\_ done it.

5. He \_\_\_\_\_ comes to work.

6. I \_\_\_\_\_ watch the evening news on TV.

7. Mina \_\_\_\_\_ wake up early to visit her grandfather in the field.

8. The speech club do the rehearsals \_\_\_\_\_ I the gymnasium.

9. I \_\_\_\_\_ rowed a boat sideways.

10. We do not \_\_\_\_\_ time ourselves that way.

**Exercise B**

Directions: Answer each question with an adverb of frequency.

1. How frequently do you ride a tricycle?

\_\_\_\_\_

2. How frequently do you read fairy tales?

\_\_\_\_\_

3. How often does your friend visit you?

\_\_\_\_\_

4. Analyn \_\_\_\_\_ went hunting in the woods.

5. \_\_\_\_\_, boat riding is dangerous.

6. Roming is \_\_\_\_\_ popular in some cities of Iligan.

7. My brother and I were \_\_\_\_\_ terribly afraid of boating.

8. Still others \_\_\_\_\_ work on some hobbies.

9. \_\_\_\_\_, the king went to the woods.

10. He \_\_\_\_\_ removes the grasses growing among then rice plants.

**Lesson 96:            Use words that can function as adjectives and adverbs.  
(Competency 10.10.2, Speaking)**

**Exercise A**

Directions: Read the sentences in each item. Write whether the underlined word in each of the sentences is an adverb or adjective. Write your answer on the blanks provided.


- \_\_\_\_\_ 1. Sharon sings very well.  
\_\_\_\_\_ My aunt is well.
- \_\_\_\_\_ 2. Diamond is hard.  
\_\_\_\_\_ Miners and Kaingeros work hard.
- \_\_\_\_\_ 3. LRT Trains travel fast.  
\_\_\_\_\_ LRT is a fast transport.
- \_\_\_\_\_ 4. This blouse is little.  
\_\_\_\_\_ It is too little for me.
- \_\_\_\_\_ 5. My pet dog is ill.  
\_\_\_\_\_ Don't think ill of others.

**Exercise B**

Directions: Complete these sentences with good or well.

1. After eating too much halo-halo, I don't feel \_\_\_\_\_.
2. Exercise makes us feel \_\_\_\_\_.
3. Mrs. Galvez is a \_\_\_\_\_ teacher.
4. She teaches \_\_\_\_\_.
5. Nelly teaches mathematics very \_\_\_\_\_.
6. She is \_\_\_\_\_ at teaching remedial Mathematics too.
7. Father worries too much that is why he doesn't feel \_\_\_\_\_.

Directions: Study the picture carefully. Use the suggested word under the picture. Write three sentences that use the word as an adjective, adverb or both.



**Slow**

8. \_\_\_\_\_  
\_\_\_\_\_
9. \_\_\_\_\_  
\_\_\_\_\_
10. \_\_\_\_\_  
\_\_\_\_\_



**Lesson 97:**            **Use prepositions and prepositional phrase.**  
**Identify prepositions in a sentence.**  
**Use prepositions in a sentence.**  
**(Competency 10.3.1, Speaking)**

**Exercise A**

Directions: Underline the correct preposition in each sentence below.

1. Rafts can be made (from, for) wood, thick Styrofoam and rope.
2. (Between, Among) rowing a boat and rafting, I prefer rafting.
3. Children roam (around, under) the Enchanted Kingdom.
4. Food is not allowed (inside, outside) the zoo.
5. The mayor put the crown (on, into) the winner's head.

Directions: Complete each sentence with the correct preposition. Choose your answer from the box.

up	of	in	for	from
look	after	on	into	beside

1. The president should \_\_\_\_\_ the welfares of all Filipinas.
2. During one Science camp, we went rafting \_\_\_\_\_ a river.
3. The beauty queen was seated \_\_\_\_\_ the mayor.
4. She was walking \_\_\_\_\_ a mud paddle when the incident happen.
5. It's a long trip \_\_\_\_\_ San Isidro to Ateneo de Manila University.

**Lesson 97:**      **Use prepositions and prepositional phrase.**  
**Identify prepositions in a sentence.**  
**Use prepositions in a sentence.**  
**(Competency 10.3.1, Speaking)**

**Exercise B**

Directions: Underline the correct preposition in each sentence below.

1.      (Among, Between) the nine planets in the solar system, Jupiter has the most moons.
2.      Our school logo was place (above, below) it.
3.      We went (to, for) the airport by car.
4.      A huge old tree stands (beside, during) a wide rice fields.
5.      Vegetables can be planted (in, of) pots.

Directions: Fill in the blanks with the correct preposition. Choose your answer from the box.

around	in	to	before	for	of	out
across	below	from	off	on	above	

The moon is \_\_\_\_\_ outer space. It moves \_\_\_\_\_ the earth. \_\_\_\_\_ almost everyone thought it would be impossible to get out \_\_\_\_\_ the Earth and go to the moon because of the pull of gravity. \_\_\_\_\_ the history Neil Armstrong and two other astronauts landed spaceship \_\_\_\_\_ the moon. When he got \_\_\_\_\_ of the ship. He said, ‘This is a small step \_\_\_\_\_ man, but a giant step for mankind.’

**Lesson 98:**            **Use prepositions and prepositional phrase.**  
**Identify prepositional phrase in a**  
**sentence. Use prepositional phrase in a paragraph**  
**(Competency 10.3.2, Speaking)**

**Exercise A**

Directions: Encircle the prepositional phrases in the sentences below.

1. It's a warm moonlit night at the park.
2. The Earth rotates on its axis.
3. The moon gets its light from the sun.
4. It was darkest on the island of Tawi-Tawi.
5. Having an aquarium is the next best thing to living under the sea.



Directions: Fill in the blanks with the prepositional phrases given in the box.

of cool lemonade  
at the bottom  
to the beauty  
in the Philippines  
with some seashells  
under a big mango tree

1. The plants add \_\_\_\_\_ of the garden.
2. A layer of sand \_\_\_\_\_ provides a place for plants.
3. The weather \_\_\_\_\_ is always changing.
4. We will bring our sungka \_\_\_\_\_ and get some story books from my father's library.
5. Mother gave us glasses \_\_\_\_\_.

**Lesson 98:            Use prepositions and prepositional phrase.  
Identify prepositional phrase in a  
sentence. Use prepositional phrase in a paragraph  
(Competency 10.3.2, Speaking)**

**Exercise B**

Directions: Underline the prepositional phrases in the sentences below.

1. On warm days Gloria and I go to our own nipa hut under a big mango tree.
2. Let us save our trees and save our country from the danger of floods.
3. Houses along mountainsides are also endangered.
4. A butterfly lays eggs on the leaf of any plants.
5. Only small fishes remain at the bottom of the sea.

Directions: Read the letter below. Identify the different prepositional phrases. Encircle them.

Mexico, Pampanga  
September 29, 1997  
Dear Jonie,

Happy Birthday!

I just arrived from a weekend visit to my eldest brother's family in Olonggapo City. I want to share with you our zoo trip with my cousins.

In the zoo, I saw a monkey with a long tail and hairy arms. In the reptile cages I watched with interest the many snakes twisting their bodies around the branches. As I observed them move about I thought of how they were able to adopt to their environment. It is almost like magic.

Surely the zoo does not have magic. But in a few days I will sit down and go through my new set of science encyclopedia to discover more about these creatures.

I'll write to you again. Good bye.

Your friend,

Mary - Anne

**Lesson 99:            Change statements from direct to indirect discourse.  
(Competency 11, Speaking)**

**Exercise A**

Directions: Change the following statements from a direct speech to an indirect speech or discourse.

1.     Herwin said, "I know the poem entitled, "Wind".

---

2.     "We will join the contest on Monday" exclaimed Jessica.

---

3.     Wine said, "I'm going to the planetarium this afternoon."

---

4.     The boys say, "My friends are willing to help."

---

5.     Kaye said " I'm going to wear my new uniform."

---

6.     Jec asked, "Why would you like to be an astrophysicist?"

---

7.     Fe replies, " I will use my leisure time wisely."

---

8.     Ms. Ferry said, "My pupils are good,"

---

9.     Marco exclaimed, "I feel so excited"

---

10.    Antonio said, "Mama is sick. She has a bad cold."

---

**Lesson 99:            Change statements from direct to indirect discourse.  
(Competency 11, Speaking)**

**Exercise B**

Directions: Change the following statements from a direct speech to an indirect speech or discourse.

1.     Andrie said, "When I grow up, I want to be a doctor."

---

2.     Junel said "Little things mean a lot"

---

3.     Princess answered, "That was exactly how I felt, too, the first time I found out I was going to another planet."

---

4.     "List down names of the stargazers" Lea requested Edgar.

---

5.     Donna asked "Can you join the stargazing activity tonight, Aljon?"

---

6.     "Bring me my big bowl of food now!" Herwin ordered.

---

7.     "Why don't we borrow a big telescope?" Melvin asked.

---

8.     "When in the field trip?" asks the principal.

---

9.     "Are there any objections?" the president said.

---

10.    "We shall have a film showing tomorrow," Ms. Rebanal said.

---

**Lesson 100:        Changing statement from indirect to direct discourse.  
(Competency 11, Speaking)**

**Exercise A**

Directions: Change the following statements from an indirect speech to a direct speech or discourse.

1.     The speaker told them that he was not sure of his schedule.  
\_\_\_\_\_
2.     He promised that he would call up Ms. Tamayo soon.  
\_\_\_\_\_
3.     The children said that they were quiet and attentive during the trip.  
\_\_\_\_\_
4.     Mrs. Yap promised that she will make an easy test for them.  
\_\_\_\_\_
5.     Mr. Landayan requested me to list down the names of the players.  
\_\_\_\_\_
6.     Miss Reyes suggested that Jona should prepare herself for the big day.  
\_\_\_\_\_
7.     Lolo Tacio replied that he was proud of Berto.  
\_\_\_\_\_
8.     Luis requested Ms. Rigor to please sit down.  
\_\_\_\_\_
9.     Dennis told mother that Ms. Reyes wanted to talk to her.  
\_\_\_\_\_
10.    Mother commented that she was happy to hear that.  
\_\_\_\_\_

**Lesson 100:        Changing statement from indirect to direct discourse.  
(Competency 11, Speaking)**

**Exercise B**

Directions: Change the following statements from an indirect speech to a direct speech or discourse.

1.    Ana said that when she grows up she will become a nurse.

---

2.    Josie added that narra is our national tree.

---

3.    Rajo commented that some people cut trees for firewood.

---

4.    Carmina says that she is through with her projects.

---

5.    The doctor says that we should eat plenty of fruits and vegetables.

---

6.    The teacher said that the present generation is moving fast.

---

7.    The class requested that the test be postponed for next week.

---

8.    The class replied that Mr. Ruiz was their inspiration to strive harder in every contest.

---

9.    Father commented that he was happy to hear that.

---

10.   Mrs. Ramos answered that she had good news for the family.

---



**Lesson 101: Transform direct to indirect discourse or vice-versa.  
(Competency 11.1, Speaking)**

**Exercise A**

Directions: Change the following sentences from direct quotation to individual discourse or vice versa.

1. Milagros said, 'I want to be a nurse someday.'

\_\_\_\_\_

2. Mayor Sonia exclaimed that she would be very happy if we could team up in the future and do something wonderful.

\_\_\_\_\_

3. Other members say that Aurea has the book.

\_\_\_\_\_

4. Carmela says, 'I'm going to the plaza this afternoon.'

\_\_\_\_\_

5. Camille said that her aunt loves her very much.

\_\_\_\_\_

Directions: Read each situation then try to give the exact words of each speaker. Be sure to use the correct punctuation marks.

1. Maria and Rosa were playing riddles. Maria asked whether Rosa knew the answer to the riddles. Rosa answered that she knew the answer.

Maria's question: \_\_\_\_\_

Rosa's answer: \_\_\_\_\_

2. The teacher announced that the unit test will be given the following day. The pupils requested that the test be postponed for next week.

Teacher's announcement: \_\_\_\_\_

Pupil's request: \_\_\_\_\_

**Lesson 101: Transform direct to indirect discourse or vice-versa.  
(Competency 11.1, Speaking)**

**Exercise B**

Directions: Change the following sentences from direct quotation to individual discourse or vice versa.

1. The adviser says "vacation is here."  
\_\_\_\_\_
2. Raul replies that he will use his leisure time wisely.  
\_\_\_\_\_
3. Lourdes said that she is ready.  
\_\_\_\_\_
4. Mariane said that her mother is suffering from bad asthma.  
\_\_\_\_\_
5. The baker says "Those breads are cheap and delicious."  
\_\_\_\_\_
6. The traffic policeman add that roads are always full of life.  
\_\_\_\_\_
7. Joel exclaims that he is willing to help others.  
\_\_\_\_\_
8. The foundation said that everything we need is provided by patrons.  
\_\_\_\_\_
9. Carol said that her aunt loved her pet very much.  
\_\_\_\_\_
10. Ms. Lorie said that biking is a good form of exercise.  
\_\_\_\_\_

**Lesson 102:**        **Change statement to question or vice versa.**  
**Use *do, does, or did* in asking questions.**  
**(Competency 11.2, Speaking)**

**Exercise A**

Directions: Change these statements to questions using *do, does, or did*.

1.     Father helped Johnny to finish the kite.

---

2.     Children of all ages love to play kites.

---

3.     Kites come in different shapes and colors.

---

4.     We get the things we need on Earth.

---

5.     Long ago before Spaniards came kite flying is a sport.

---

Directions: Change these statements into questions by using question tags.

6.     Cramming for a test is not a good study habit.

---

7.     My friend Riza enjoyed reading haikus.

---

8.     Oscar does not find time to relax during weekends.

---

9.     Roland copies poems about nature.

---

10.    Miss Mendes, the school principal, awarded Oscar a gold medal last week.

---

**Lesson 102:**        **Change statement to question or vice versa.**  
**Use *do*, *does*, or *did* in asking questions.**  
**(Competency 11.2, Speaking)**

**Exercise B**

Directions: Change these statements to questions using *do*, *does*, or *did*.

1.     A bird flies as fast as an eagle.

---

2.     Rose is a sweet smelling flower.

---

3.     Bel sent the best poems to the school organ for publication.

---

4.     They arranged the chairs according to categories.

---

5.     Children read books in the library every afternoon.

---

6.     Luis sent me a book of stories last Monday.

---

7.     Some birds on a branch of the tree chirp.

---

8.     We rode in a tricycle.

---

9.     I enjoy writing themes.

---

10.    The guest of honor arrives late.

---

**Lesson 103:**      **Talk about topics of interest in 7 –8 sentences.**  
**(Competency 12, Speaking)**

**Exercise A**


Directions Study each picture carefully. Choose the topic that best suits each picture. Draw a circle around your answer.



- a. Children love parties.
- b. Parties are expensive.
- c. There should be balloons.



- d. Flying kites is fun.
- e. Flying kites is boring.
- f. Flying kites is a waste of time.



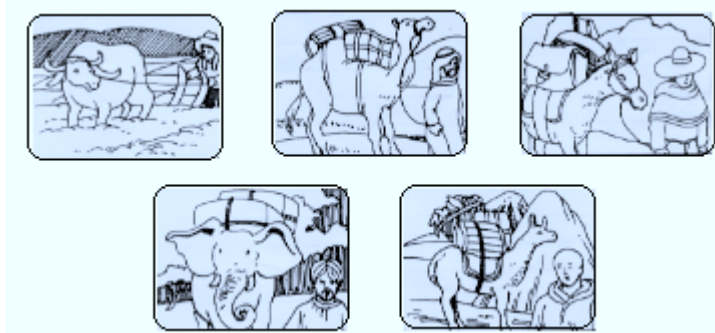
- g. Boys and girls should clean their yard.
- h. Cleaning the yard is a boy's work.
- i. A clean yard is safe.



- j. Smoke belchers use less gas.
- k. Smoke belchers pollute the air.
- l. Smoke belchers have many passengers.

Directions: Study the pictures in each set. Choose the topic sentence that goes with the set of pictures. Encircle the letter of your answer.

A.



- A. People use animals to carry heavy load.
- B. Beasts of burdens are strong animals.
- C. The cargo of beasts of burden is heavy.

B.



- A. Busy people are intelligent.
- B. Chemistry is expressed in different ways.
- C. People should have a hobby.
- D. Some people are gifted. Others are not.

Directions: Read the topic sentence and follow-up sentence. Put a check (✓) if it is a correct follow up sentence and put an x if it is not. .

7-8. The coconut is called the tree of life.  
Farmers grow coconut along the highway.

Topic Sentence
___ Follow-up

9-10. Children love camping.  
They enjoy fixing tents.

Topic Sentence
___ Follow-up

**Lesson 103:           Talk about topics of interest in 7 –8 sentences.  
(Competency 12, Speaking)**

**Exercise B**

Directions: Study each picture carefully. Underline the topic that best suits the picture.

1.

Anna Marie enjoys playing with toys.  
Anna Marie enjoys playing with dolls.  
Anna Marie enjoys playing everyday.



2.

Monkeys love singing on a tree.  
Monkeys are always busy.  
Monkeys stay up on the tree.



Directions: Read the topic sentence and follow-up sentence. Put a check (✓) if it is a correct follow up sentence and put an x if it is not. .

3. December is a merry month.  
People exchange gifts.

Topic Sentence  
\_\_\_ Follow-up

4. A spider is a patient creature.  
It loves to stay in the center of its web.

Topic Sentence  
\_\_\_ Follow-up

5 – 10.

Make a simple paragraph of you're a topic of your own choice. Place the topic sentence where you want it to be.

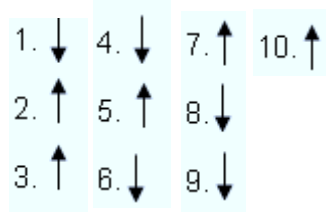
---

---

---

## ANSWER KEY FOR GRADE 5 ENGLISH

### Lesson 1: Exercise A.

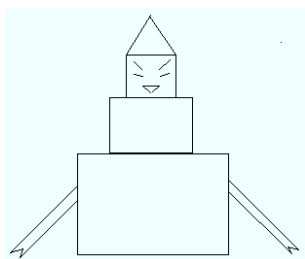


**Exercise B.** 1. PL 2. AC 3. PL 4. AC 5. PL 6. AC 7. PL 8. AC 9. PL 10. AC

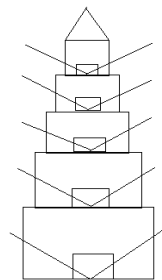
**Lesson 2: Exercise A.** 1. N 2. V 3. N 4. V 5. V 6. project 7. address 8. desert 9. record 10. objects **Exercise B.** 1. present 2. rebel 3. desert 4. desert 5. present

6. object
7. rebels
8. contest
9. discount
10. conduct

### Lesson 3: Exercise A.



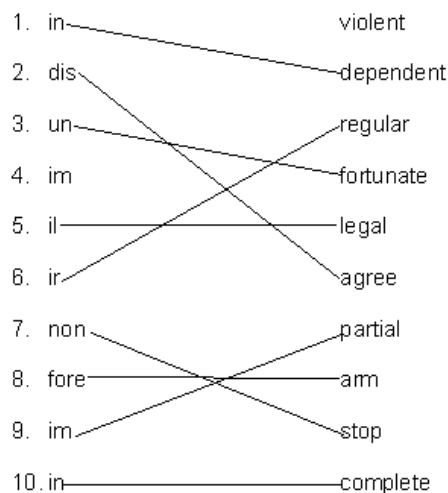
### Exercise B.



**Lesson 4: Exercise A.** 1. Uses Of Birds 2. The Rescue Ants 3. The Brave Boy 4. Dynamite Fishing 5. Vacation Day **Exercise B.** 1. The Newsboy 2. The Man's First Clothes 3. The Mouse Deer of Palawan 4. The Donkey In The Lion's Skin 5. A Kind Family **Lesson 6:**

**Exercise A.** 1. That beautiful blue book is mine. 2. Mother bought one dozen red large apples. 3. Dino's four black naughty kittens broke the glass. 4. embroidered 5. large 6. miniature 7. bloom 8. crooked 9. rough, rocky 10. graceful **Exercise B.** 1. exciting 2. silk blue 3. small diamond 4. big 5. small, big 6. strong 7. young 8. dark 9. strong 10. handsome

### Lesson 7: Exercise A.



**Exercise B.** 1. non 2. fore 3. un 4. ir 5. un 6. non 7. un 8. un 9. in 10. in **Lesson 8: Exercise A.** 1. active 2. environment 3. creative 4. logical 5. patriotic 6. proposal 7. substantive 8. tropical 9. biological 10. Sympathetic **Exercise B.** 1. angelic 2. effective 3. romantic 4. tropical 5. Creative **Lesson 9: Exercise A.** 1. ship 2. ment 3. ment 4. tion 5. tion 6. dom 7. ment 8. ship 9. ness 10. ship **Exercise B.** 1. or (actor) 2. or (conductor) 3. an (librarian) 4. er (mountaineer) 5. ar (liar) 6. ar (scholar) 7. er (hunter) 8. er (geographer) 9. ance (entrance) 10. ence (residence) **Lesson 10: Exercise A.** 1. me - nu 2. ra - pid 3. pro - duct 4. o - ri - gin 5. ro - mance 6. pa - gan 7. pro - pa - gate 8. re - me - dy 9. med-i-tate 10. de - scent **Exercise B.** 1. def-i - nite 2. po - pu - lar 3. stu - dent 4. cre-a - tions 5. mu - sic 6. ma - gic 7. na - tion 8. si - rens 9. si - lence 10. ho - ly **Lesson 11: Exercise A.** 1. A 2. A 3. B 4. A 5. B 6. A 7. B 8. B 9. A 10. B **Exercise B.** 1. o'b'ject 2. obje't 3. con'sole 4. c'onsole 5. pres'ent 6. p'resent 7. pr'o'gress 8. progr'ess 9. prot'est 10. r'e'cord **Lesson 12: Exercise A.** 1. b 2. d 3. c 4. a **Exercise B.** 1. a 2. c 3. b 4. b 5. c 6. a 7. c 8. b 9.



a 10. b 11. c 12. **Lesson 13: Exercise A.** 1. c 2. d 3. g 4. I 5. e 6. h 7. f 8. a 9. b 10. j **Exercise B.** 1. c 2. b 3. a 4. a 5. B **Lesson 15: Exercise A.** 1. Vegetables 2. Heroes 3. Subjects 4. Occupation 5. Country **Exercise B.** 1. c 2. a 3. b 4. a 5. d 6. d 7. a 8. c 9. b 10. a

**Lesson 16: Exercise A.** 1. Ivy grows easily with little care. 2. Velvet plants are beautiful. 3. A dog needs care everyday. 4. Romeo was lost in the woods. 5. Benjamin Franklin was a man of many talents. **Exercise B.** 1. The Philippine Coconut tree is very useful. 2. Mrs. Castillo teaches people how to cook 3. Mrs. Paredes owns a garden store. 4. There are many kinds of reading materials available in the library. 5. Beetles are large varied group of insects. **Lesson 17: Exercise A.** 1. Sand 2. run to the beach 3. to walk barefoot on the sand 4. his/her face would be covered with sand 5. sand 6. used for drinking 7. used for bathing 8. used for cooking 9. used for washing clothes 10. used for cooking motors. **Exercise B.** 1. Beep beep boop 2. from Mars 3. bread and cheese 4. some peanut butter 5. and set out 6. and smiled 7. thanks 8. the sky 9. Mmmmm yummy peanut butter 10. It's time to go

**Lesson 18: Exercise A.** 1. pail 2. pale 3. pale 4. pail 5. pale 6. steel 7. hole 8. pane 9. waste 10. weak **Exercise B.** 1. blew, blue 2. through, true 3. deer, dear 4. peace, piece 5. bored, boards 6. lays 7. lays 8. lace 9. lace 10. Lays **Lesson 21: Exercise A.** 1. Do engineers build tall buildings? 2. Do I listen to the news watch every afternoon? 3. Pasig was a beautiful river before. 4. Do my friends and I go to the river once a month? 5. Your mother will travel by plane. 6. Does Jerry study his lessons last night? 7. They are working on a project now. 8. The dog's tail is long. 9. Are vegetables and fruits nutritious food? 10. The baby drinks milk this morning.

**Exercise B.** 1. Do you read interesting books before going to bed? 2. Were girls were at the park yesterday? 3. The boys play basketball last Sunday. 4. She has given her project already. 5. Does my friends give me a souvenir? 6. Do living things depend on one another? 7. Does Marina went to market the other day? 8. Were they at the beach last Sunday? 9. People obey the traffic rules. 10. Her mother is a teacher.

**Lesson 22: Exercise A.** 1. Old cathedral 2. Big cathedral 3. Colorful flowers 4. Fragrance

flower 5. Delicious fruits 6. fine 7. morning 8. old 9. near 10. fat

**Exercise B.** 1. splendid 2. blooming 3. colorful 4. pleasant 5. splendid 6. large 7. beautiful 8. wonderful **Lesson 23: Exercise A.** 1. b 2. b 3. c 4. c 5. b 6. c 7. b 8. c 9. a 10. c **Exercise B.** 1. Chairman 2. Secretary 3. Chairman 4. May I have the floor.. 5. seconded 6. Mr. Chairman, may I suggest that \_\_\_\_\_. 7. I second the motion. 8. I am not in favor of the motion 9. Minutes 10. Adjourned **Lesson 24: Exercise A**

1. Ilocos Province is a beautiful place to visit. 2. The churches are found in its towns. 3. Small colorful 4. long and clean 5. big and century

**Exercise B** 1. Davao is a place to visit. 2. It is found in davao 3. Pearls, clothing, orchards. 4. Beautiful 5. Delicious 6. Cultured **Lesson 25:**

**Exercise A. 1.** What: Pet Parade When: Friday, October 4 Where: In the gymnasium Who: Pet Owners **2.** What: Play about "King Midas and Golden Touch" When: August 26 Where: In the hall Who: All **3.** What: Quiz Program When: Friday Afternoon Where: In the Library Who: Rotary Club 4. What: Musical Program When: Thursday, August 15 at 11:00 o'clock Where: School Library Who: Music Club 5. What: On the Spot Essay Writing Contest When: September 6, 2002 at 4:00 PM Where: San Isidro Elementary School Who: Concerned Pupils **Exercise B. 1.** What: Despedida Party When: Saturday Where: Old High School Building Who: Members of the class 2. What: Reunion When: Sunday, 7:00 A.M– 5:00 P.M Where: Old Ancestral House Who: All Family Members 3. What: Book Launching When: March 27, 2004, 3:00 o'clock in the afternoon Where: Ground Floor of Adoracion Building Who: Book Lovers

4. What: Concert When: Monday, 2:00 PM Where: Playground of Sto. Cristo Elementary School Who: Mrs. Landaya's Class 5. What: Ozone Friendly Seal When: April 13, 2:00 PM Where: Heart of Pasig City Who: The Department of Environment and Natural Resources **Lesson 26: Exercise A.** 1. Babies 2. Toys 3. Flies 4. Rays 5. Days 6. Centuries 7. Valleys 8. Dictionaries 9. Stories 10. groceries, cherries, parties **Exercise B.** 1. Diaries 2. Candies 3. Monkeys 4. Rays 5. Bellies 6. Jewelleries 7. Turkeys 8. Pulleys 9. Spies 10. cities

**Lesson 27: Exercise A** 1. Leaves 2. Knives 3. Loaves 4. Shelves 5. Wives 6. Gulfs 7. Proofs 8. Cliffs 9. Hoofs 10. Dwarfs **Exercise B** 1. Chiefs 2. Selves 3. hand cuffs 4. Beefs 5. Staffs 6. Clefs 7. Calves 8. Wharfs 9. Lives 10. Handkerchiefs

**Lesson 28: Exercise A** 1. C 2. B 3. D 4. A 5. Man 6. Men 7. Goose 8. Geese 9. Agenda 10. Bacteria **Exercise B** 1. Oxen 2. Women 3. Children 4. Memoranda 5. Alumni 6. Fungi 7. Islands 8. Cacti 9. Men 10. Geese **Lesson 29: Exercise A** 1. B 2. A 3. A 4. A 5. b **Exercise B** 1. B 2. B 3. C 4. A 5. C **Lesson 30: Exercise A** 1. Who: My classmate and I Where: Rizal's house in Calamba When: Last week What: Trip 2. Who: Marie Where: On her bed When: Tomorrow What: Final round of Quiz Bee 3. Who: Lolita Where: Window When: A moment ago What: her heart pounding hard and her eyes cloud with tears. **Exercise B** 1. Where is the setting of the story? - In the yard Who are the main characters? - Ryan and Glen What were they doing? - Playing What is the ending of the story? - A car hit their front gate 2. Where is the setting of the story? - Who is the main character? - May Binuya What was going to be announced? - First place winner of division level Math Quiz Bee Contest What is the ending of the story? - She won the first prize of the said contest

**Lesson 31: Exercise A** 1. B 2. A 3. A 4. B 5. C **Exercise B** 1. A 2. C 3. B 4. A 5. B **Lesson 32: Exercise A** 1. Legs wings 2. Ponkan pomelo lemon 3. Abaca 4. Dahlia golden shower marigold 5. Tin 6. Oysters mussels 7. Apitong yakal

**Lesson 34: Exercise A** A. 6 1 4 5 2 3 B. 4 2 3 1 5 **Exercise B** 2 5 3 4 7 1 6 **Lesson 35: Exercise A** I. 1. 4 2. 2 3. 5 4. 3 5. 1 II. 1. 2 2. 5 3. 4 4. 1 5. 3 **Exercise B** 1. 6 2. 3 3. 7 4. 5 5. 2 6. 4 7. 1

**Lesson 36: Exercise A** Ask WHO 1. Wears a bright red dress - Chubby Bees 2. Climbs walls - Naughty Joe 3. Hurts her head - Careless Sue Ask WHAT 1. Bees wears - Red dress 2. Joe climbs - Walls 3. Roy chases - Bees Ask WHEN 1. Bees slips on the lane - Runs in the rain 2. Sue hurts her head - Falls from bed 3. Roy hits a tree - Chases bee 4. Joe falls - Climb the walls **Exercise B** 1. pretty/auntie 2. Sad 3. Polluted 4. Garbage 5. Riverside 6. Action 7. Crushes 8. Rivers **Lesson 37: Exercise A** 1. There 2. Last

3. Write 4. Sam 5. Prize 6. Instead **Lesson 40: Exercise A.** 1. 4 2. 2 3. 6 4. 1 5. 5 6. 3 7. 9 8. 7 9. 10 10. 8 **Exercise B** A. 1. 2 2. 1 3. 4 4. 3 B. 1. 3 2. 1 3. 4 4. 2 C. 1. 1 2. 4 3. 2 4. 3 **Lesson 41: Exercise A.** 1. Jump 2. Sail 3. Conduct 4. Sit 5. Receive 6. Stands 7. Bowed 8. Look 9. Shining 10. Tell **Exercise B.** 1 see 2. Dancing 3. Present 4. Dance 5. Perform 6. Holding 7. Catch **Lesson 42: Exercise A.** 1. Lita arranges book in the cabinet. 2. Milk is a very rich food. 3. Farmers are happy during the harvest time. 4. Dennis 5. Riza 6. build houses and buildings. 7. runs fast 8. Mr. Ruiz decided to sell his vast tracts of land. 9. The castle stands in the dark forest. 10. Curtains make a room more beautiful. **Lesson 43: Exercise A** 1. friend's 2. jury's 3. nephew's 4. Paz's 5. Dr. Valdez' 6. Pedro Salas books' 7. Paz Friends' 8. Children's sore eyes 9. Grimms' fairy 10. Lourdes' specialties **Exercise B** 1. writer's letter 2. brothers' teacher 3. monks' way 4. brother's car 5. Ana's letter 6. seamstress' 7. princesses' 8. patients' 9. caps' 10. birds' **Lesson 45: Exercise A** I. 1.c 2.a 3.d 4.b 5.e II. 1. Men spotted a school of fish. 2. Mr. Garcia's camera was defective. 3. Disobeyed the traffic sign. 4. Melba wanted to buy new umbrella. 5. Mother could not read without eyeglasses. **Exercise B** I. 1.d 2.b 3.a 4.c 5.e II. 1. could not adjust to the new environment 2. Len-len misplaced her ticket 3. we wear thin clothes 4. if she wins in the race 5. because she didn't like fishing

**Lesson 46: Exercise A.** 1.b 2.e 3.c 4.d 5.a 6.I have no homework 7. The students will clean the room. **Exercise B** 1. Computers are useful 2. The telephone is an important invention. 3. The sun is so hot. 4. there is much supply of it in the market 5. he is sick 6. she has not eaten her breakfast 7. We should eat good 8. strong typhoon 9. Carlos wanted to win the spelling contest very much 10. they make tiny holes in the ground **Lesson 47: Exercise A** 1.A 2.B 3.A **Lesson 48: Exercise A** 1. A 2. B 3. C **Exercise B** 1. C 2.a 3.b 4.a **Lesson 49: Exercise A** 1. sad 2. desperate 3. happy 4. embarrassed 5. frustrated 6. tired 7. embarrassed 8. impatient 9. proud 10. jubilant **Exercise B** 1. brave 2. Grateful 3. loving 4. sympathetic 5. impressed 6. frightened 7. dying 8. understanding 9. excited 10. afraid **Lesson 51: Exercise A** 1. sadness 2. honest 3. confident

4.helpful 5.happiness 6.appreciation 7.anger  
8.excitement 9.sadness 10.shocked

Exercise B: 1.frightened 2.worry 3.disappointed  
4.desperate 5.surprised **Lesson 55: Exercise A**  
1. Jun Lozada 2.Gloria Arroyo 3.certificates  
4.nursing registration 5.November 18 6. Yes  
7.Coming home, next Sunday

Exercise B 1.COME HOME NOW, CLASS  
STARTED. 2.PLEASE MEET ME FRIDAY  
SIX PM MV SUPER PIER FOURTEEN.  
3.ARRIVE ON FEBRUARY 14, 1998 5:00  
A.M., AIRFLY 387 **Lesson 56: Exercise A 1.**  
Everyone 2.Anybody 3.Everybody 4.All  
**Lesson 57: Exercise A 1.C, E 2.E, C**  
**Exercise B**

4. Lourdes does not want to eat fish and vegetables because she is suffering from hypertension.

5. Alvin complains of pain above his waist because he like salty foods always likes salty food.

6. Mrs. Santiago can do whatever she wants because she had more time on her hands.

7. If man doesn't dispose off waste properly, there will come a time when nature will vanish.

8. Children should not play in the flood in order to avoid getting sick during the rainy season.

9. My grandfather has difficulty in reading because of his eyesight.

10. Earthworms are useful because they make tiny holes in the ground.

**Lesson 58: Exercise A** 1.Those 2.That 3.That 4.These 5.That 6.those 7.This 8.Those 9.This 10.This **Lesson 59: Exercise A 1.**That 2.Where 3.Whose 4.That 5.Who 6.Which 7.Who 8.Whose 9.Who 10.Who **Lesson 60: Exercise A** 1.Yourself 2.Myself 3.Themselves 4.Herself 5.Herself 6.Themselves 7.Itself 8.Yourself 9.Yourself 10.Themselves **Exercise B 1.**Yourself 2.Herself 3.Herself 4.Itself 5.Herself 6.Himself 7.Yourself 8.Himself 9.herself 10.themselves **Lesson 63: Exercise A 1.**carries

2.plays 3.gives 4.manufacture 5.grows 6.thinks 7.designs 8.encodes 9.reviews 10. Corrects **Exercise B 1.** flock 2.run 3.moves 4.drives 5.spoil 6.fish 7.search 8.cast 9.pull 10. row **Lesson 64: Exercise A 1.**used to 2.use to 3.used to 4.used to 5.used to 6.used to 7.used to 8.used to 9.used to 10. use to **Exercise B 1.**use to 2.used to 3.use to 4.used to 5.used to 6.use to 7. used to 8.use to 9.use to 10.used to **Lessons 65: Exercise A 1.**smiled 2.showed 3.studied 4.worked 5.discussed 6.climbed 7.picked 8.clapped 9.climbed 10.cooked 11.showed 12.enjoyed **Exercise B 1.**played 2.watered 3.visited 4.visited 5.stayed 6.helped 7.watered 8.fetched 9.removed 10.watched 11.heard 12.looked 13.counted **Lesson 66: Exercise A 1.**sang, rode, fought 2.sat, froze, bought 3.rang, chose, caught 4.sank, wrote, taught 5.drunk, rose, brought 6.went, played 7.felt, shook 8.held 9.threw 10.left 11.caught 12.got

**Exercise B 1.** sat, sang 2.taught, grew 3.went 4.wrote 5.made 6.found 7.rode 8.got 9.took 10.saw 11.built 12.made 13.had **Lesson 67: Exercise A 1.**are going 2.are going 3.are going 4.are going 5.is going 6.are going 7.are going

**Lesson 68: Exercise A Across 1.** look – up 3. look after 6. put on 7. put - away 9. keep – up **Down 2.** look down 4. look–at 5. hurry up 8. keep at 10. put out

**Exercise B 1.**a 2.g 3.j 4.d 5.b 6.put on 7.put out 8.put in 9.put off 10.put away

**Lesson 69: Exercise A 1.**Filipinos/people, deeply religious 2.The attic/place, lovely 3.Pumpkins, large round colored 4.Chairs and tables, beautiful 5.History, colorful 6.Peppers, red onions, spice **Exercise B 1.**peaceful 2.free 3.healthy 4.two big brown cakes 5.hungry fox 6.forests, dark and quiet 7.sweet charming girl 8.captivating scenery 9.winding bridge 10.handsome man **Lesson 70: Exercise A 1.**hard-working 2.famous 3-10. Positive **Exercise B 1.**sticky,fun 2.hospitable 3.creative, resourceful 4.adventurous 5.world-class 6.famous 7.heavy 8.fast 9.delicious 10.wonderful **Lesson 71:**

**Exercise A 1.**smoother, smoothest 2.easier 3.most affectionate 4.most 5.largest 6.most 7.most 8.best 9.most 10.prettiest **Exercise B**

1.more appreciative 2.younger, youngest 3.more delicious, most delicious 4.best 5.more delicious, most delicious 6.sweetest 7.fastest 8.hottest 9.brightest 10.busiest **Lesson 77: Exercise A**

Most plants grow well when they are planted in good soil and get enough sunlight, air and water. Soil provides plants with nutrients. Sunlight helps to leaves make food for the plants.

#### **Exercise B**

Sand has loose particles, water can pass easily, clay has sticky particles, water cannot pass easily through particles. Loam allows just enough water to pass through. It holds some of the water.

**Lesson 85: Exercise A** 1.deformed 2.dirty 3.fade 4.sag 5.stained 6.beaten 7.new shoes 8.knife 9.broken glass 10.cricket **Exercise B** 1.fade 2.torn 3.deformed 4.stained 5.stained 6.knife 7.flame 8.fallen 9.stick 10.broken glass

**Lesson 86: Exercise A** 1.18 2.used to delight candles on my cake 3.bud flower 4.she's a teenager 5.yes **Exercise B** 1.climbing 2.1 3.Every Time I Climb A Tree 4.yes 5.yes **Lesson 87: Exercise A**

A. 1.wife 2.attend Sunday mass 3.none 4.the wife sees all the people; the husband fell asleep B. 1.has a baby brother 2.ate his baby brother 3.bright boy **Exercise B** A. 1.chairs being pushed back 2.he vanished 3.afraid 4.B. 1.ticket 2.grabbed 3.Danilo hit upon an idea. His puppy was waiting in the car. He brought her in, lifted her to the rack and commanded her to get the shoe, a game they play at home. 4.no

**Lesson 88: Exercise A** 1.F 2.O 3.O 4.C 5.B 6.D 7.A 8.Opinion 9.Opinion 10.Fact

**Exercise B** 1.B 2.E 3.D 4.A 5.C **Lesson 90:**

**Exercise A** 1.c 2.a 3.f 4.d 5.e 6.g 7.I 8.h 9.b 10.j

**Exercise B** 1.Entertainment page 2.Sports page 3.Society page 4.Classified 5.Movie guide 6.Front page 7.Obituary 8.Entertainment 9.Classified 10.Business page **Lesson 91:**

**Exercise A** 1.A 2.S-sq 3.J-L 4.N-Ph 5.CU-D 6.A 7.He-I 8.N-Ph 9.Cu-D 10.M **Exercise B** 1.A 2.N-P 3.C 4.D 5.S 6.A4 7.Ma. Corazon Balajadia 8.Phoenix Publishing House 9.1998 10.738 pages **Lesson 92:** 1.Thailand, 17, Store-Treaty 2.Cayles' Law, 3, Berkshire-

California 3.que, 14, Philo-Rash 4.Digestive System, 5, Click-De Gaulle 5.Language of Uruguay, 18, Tree Way 6.Natives of Pakistan, 13, Nitrogen-Philis 7.Helen Kyle, 8, Freud-Hamp 8.Snail, 15, Kasputin-Saurat 9.Mediterranean Sea, 11, Lesseps-Michigan 10.Philippine Deep, 13, Nitrogen-Philis **Lesson 93:**

**Exercise A** 1.284 – 285 2.253 – 254 3.279 – 280 4.234 5.238 6.207 7.208 8.131 – 133 9.130 10.201 **Exercise B** 1.25 2.62 3.20 4.206 5.200-202 6.210-211 7.53 8.96 9.53 10.203 **Lessons 94:**

**Exercise A** 1.She danced gracefully. 2.Marie woke up early this morning. 3.Graceful girls walk gracefully. 4. Nervous child recites nervously. 5.efficiently 6.carefully 7.slowly 8.silently 9.obediently 10.gently **Exercise B** 1. Bravely 2.carefully 3.excitedly 4.silently 5.carefully 6.softly 7.loudly 8.carefully 9.silently 10.hard **Lesson 95: Exercise A** 1.always 2.usually 3.monthly 4.often 5.seldom 6.usually 7.always 8.monthly 9.once 10.usually **Exercise B** 1.always 2.always 3.monthly 4.often 5.sometimes 6.always 7.always 8.sometimes 9.occasionally 10.frequently **Lesson 96:**

**Exercise A** 1.adverb,adjective 2.adjective,adverb 3.adverb,adjective 4.adjective,adjective 5.adjective,adverb

**Exercise B** 1.well 2.good 3.good 4.well 5.well 6.good 7.well **Lesson 97: Exercise A** 1.from 2.between 3.around 4.inside 5.on 6.look 7.in 8.beside 9.into 10.from **Exercise B** 1.among 2.above 3.to 4.beside 5.in 6.in 7.around 8.before 9.of 10.from 11.on 12.out 13.for **Lesson 98:**

**Exercise A** 1.at the park 2.on its axis 3.from the sun 4.on the island 5.under the sea 6.to the beauty 7.at the bottom 8.in the Philippines **Exercise B** 1.under a big mango tree 2.from the danger of floods 3.along mountainsides 4.on the leaf 5.at the bottom 6.from a weekend visit 7.to share 8.with a long tail 9.with interest 10.around tree branches 11.to adopt 12.to discover

**Lesson 99: Exercise A**

1. Herwin said, he know the poem entitled 'Wind'.
2. Jessica exclaimed that they will join the contest on Monday.
3. Wine said, he will go to the planetarium his afternoon.

4. The boys said that their friends are willing to help.
5. Kaye said, she will wear her new uniform.
6. Jec asked why you would like to be an astrophysicist.
7. Fe replied that she will use her leisure time wisely.
8. Ms. Ferry said that her pupils are good.
9. Marco exclaimed that he is so excited.
10. Antonio said that her mother is sick and has a bad cold.

#### **Exercise B**

1. Andrei said that when she grow up she wanted to be a doctor.
2. Junel said that little things mean a lot.
3. Princess answered that she felt the same way the first time she found out that she was going to another planet.
4. Lea requested Edgar to list down the names of the stargazers.
5. Donna asked Aljon if he can join the stargazing activity tonight.
6. Herwin ordered to bring to him his food now.
7. Melvin asked if they can borrow big telescope.
8. The principal asked when the field trip is.
9. The president said if there are any objections.
10. Ms. Rebanal said that they will be having a film showing tomorrow.

#### **Lesson 100: Exercise A**

1. "I am not sure of my schedule," the speaker said.
2. "I will call up Ms. Tamayo soon" he promised.
3. "We will be quiet and attentive during the trip" the children said.
4. "I will make an easy test for you" Mrs. Yap promised.
5. "List down the names of the players" Mrs. Landayan requested to me.
6. "You should prepare yourself for the big day" Miss Reyes suggested to Jona.
7. Loloa Tacio replied "I am proud of Berto."
8. "Mrs, Rigor, please sit down," Luis requested.

9. "Mrs. Reyes wanted to talk to you," Dennis told his mother.
10. "I am happy to hear that," Mother commented.

#### **Exercise B**

1. "When I grow up I want to become nurse," Ana said.
2. "Narra is our national tree," Josie added.
3. Rajo commented, "Some people cut trees for fireworks."
4. "I am through with my project," Carmina said.
5. "We should eat plenty of fruits and vegetables," the doctor said.
6. The teacher said, "The present generation is moving fast."
7. "May the test be postponed next week," the class requested.
8. The class replied, " Mr. Ruiz, you are our inspiration to strive harder in every contest."
9. "I am happy to hear that," Father commented.
10. Mrs. Ramos answered, "I have good news for the family."

#### **Lesson 101: Exercise A**

1. Milagros said that she wanted to be a nurse someday.
2. Mayor Sonia exclaimed, "I would be very happy if we could team up in the future and do something wonderful."
3. "Aurea has the book," other members said.
4. Carmela said that she will go to the plaza this afternoon.
5. "My aunt loves me very much," Camille said.
6. Maria's question: "Do you know the answer to the riddles?"
7. Rosa's answer: "Yes, I know the answer."
8. Teacher's Announcement: "The Unit test will be given the following day."
9. The pupils' request: "We request that the test be postponed for next week."

#### **Exercise B**

1. The adviser said that the vacation is here.
2. "I will use my leisure time wisely," Raul replied.
3. "I am ready," Lourdes said.

4. Mariane said, "My mother is suffering from bad asthma."
5. The baker said that those breads are cheap and delicious.
6. The traffic policeman added, "The roads are always full of life."
7. "I am willing to help others," Joel exclaimed.
8. The foundation said, "Everything we need is provided by patrons."
9. "My Aunt loved my pet very much," Carol said.
10. Ms. Lorie said, "Biking is a good form of exercise."

enjoys playing with dolls 2.Monkeys stay up on the tree. 3.Check 4.check

#### **Lesson 102: Exercise A**

1. Did father help Johnny finish the kite?
2. Do children of all ages love to play kites?
3. Do kites come in different shapes and colors?
4. Did we get the things we need on earth?
5. Did kite flying become a sport long before the Spaniards came?
6. Isn't cramming for a test not a good study habit?
7. Did my friend Riza enjoy reading Haikus?
8. Does Oscar find to relax during weekends?
9. Does Roland copy poems about nature?
10. Did Miss Mendes award Oscar a gold medal last week?

#### **Exercise B**

1. Does a bird fly as fast as an eagle?
2. Does a rose smell like a sweet flower?
3. Did Bell send the best poems to the school organ for publication?
4. Did they arrange the chairs according to categories?
5. Do children read books in the library every afternoon?
6. Did Luis send me a book of stories last Monday?
7. Do some birds on a branch on a tree chirp?
8. Did we ride a bicycle?
9. Do I enjoy writing themes?
10. Does the guest of honor arrive late?

**Lesson 103: Exercise A** 1.A 2.D 3.G 4.K 5.A 6.C 7.X 8.check **Exercise B** 1.Anna Marie

The workbooks development write-shop was funded by



through the Committee on Education of the



Workshop supervised by



**Ateneo  
Center for  
Educational  
Development**

**For general inquiries**

**The 57-75 Movement**  
c/o LCF Secretariat  
Unit 704 Midland Mansion Condominium  
#839 Arnaiz Avenue, Makati City  
Tel: 02.970-0230 • Fax: 02.892-9084  
taskforce5775.org • www.57-75.org

**For workbook concerns**

**Ateneo Center for Educational Development**  
3rd Floor Höffner Building, Social Development  
Complex  
Ateneo de Manila University, Katipunan Road  
Loyola Heights, Quezon City  
Tel: 02.426-6001 loc. 4028 • Fax: 02.426-5693  
aced.admu@yahoo.com • www.ateneo.edu