

The logo features the word "Grammar" in white on a green banner with a pencil tip. Below it, "SPACE" is written in large, yellow, 3D block letters. To the right of "SPACE" is a purple speech bubble containing the word "Kids" in white. Below the speech bubble is a green number "1" on a white oval with a blue shadow.

Grammar SPACE Kids 1

UNIT 01

The Alphabet, Words, & Sentences

Grammar Board



Look and say.

- The Alphabet: Consonants & Vowels

CAPITAL LETTERS



small letters




consonants



vowels

- Words & Sentences




I am happy.
capital letter period

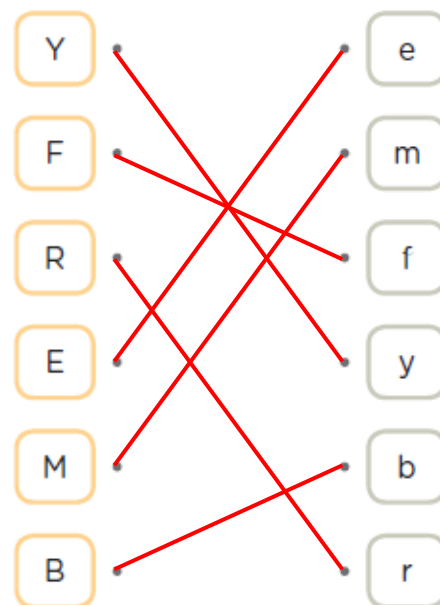
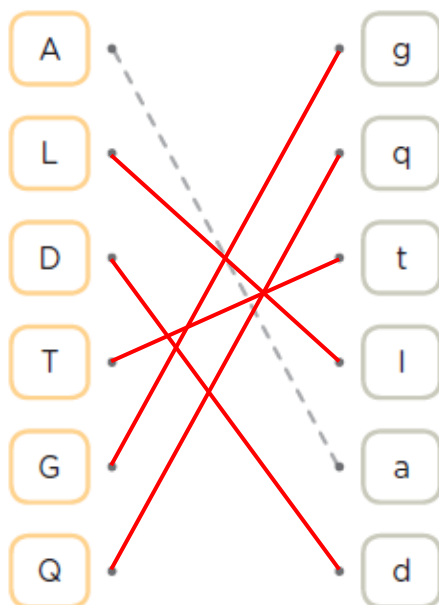
Are you happy?
capital letter question mark





Now practice with the Grammar Cards!

 Look and match.


Check up



 Circle the vowels.



Practice

 Circle and count the words.

1. I like my friends.

4

2. She is pretty.


3

3. This is a bike.

4

4. Can you fly?

3

 Write the words in small letters.



BAG

bag



DESK

desk



GIRL

girl

 Write the correct sentences.

1. she is happy.

She is happy.

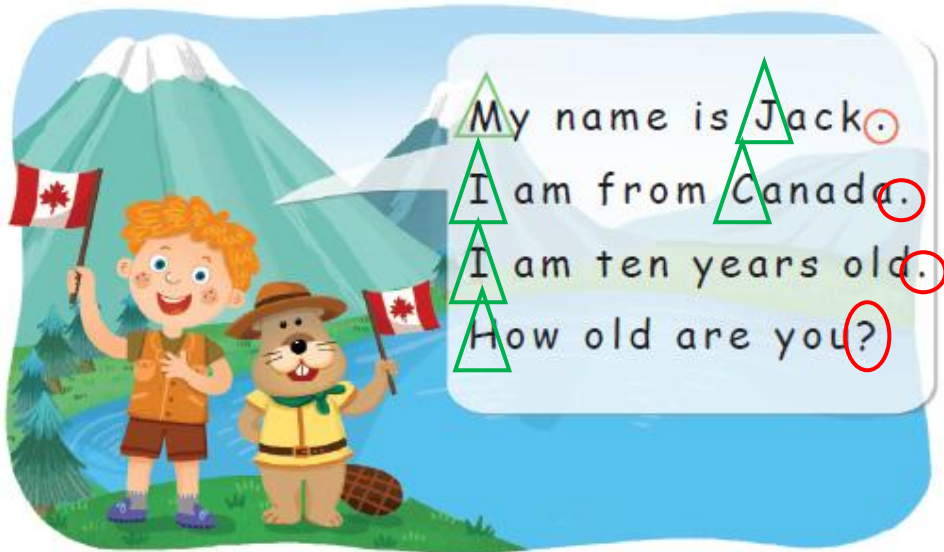
2. mary and i are friends.



Mary and I are friends.

3. Are You a student.

Are you a student?

 Look, draw, and write.



1. Draw  on the capital letters.
2. Draw  on the periods and question marks.
3. Count the words. 17
4. Count the sentences. 4



Choose and write.

a g d
u e k
w i m

Consonants g d k w m


Vowels a u e i

UNIT 02

A camera / An orange

Grammar Board

Nouns & Articles

 Look and say.

• Nouns

People



girl



teacher

Places



school



zoo

Animals



bear



monkey

Things



bag



car

• a/an + Nouns

a + consonant



a bus



a camera



a desk



a pen

an + vowel



an apple



an elephant



an igloo



an orange





an umbrella





Now practice with the Grammar Cards!

 Look and match.

1.  bag

2.  girl

3.  school


4.  monkey


people


places


animals

things

5.  bear

6.  zoo

7.  car

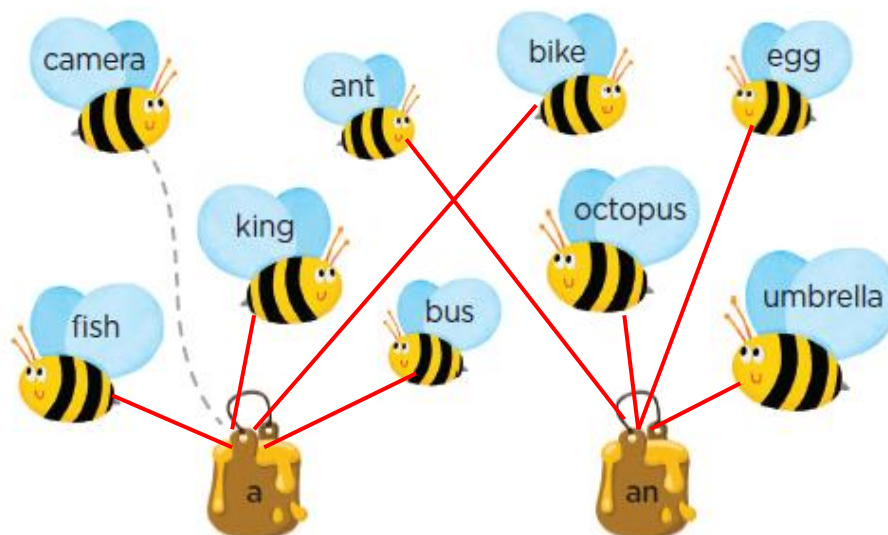
8.  teacher

 Circle the correct words.

1. (a/an) car
2. (a/an) egg
3. (a/an) igloo
4. (a/an) ant
5. (a/an) elephant
6. (a/an) teacher
7. (a/an) apple
8. (a/an) zoo

Practice

Look and match.



Choose and write.

~~girl~~
igloo

apple
desk

tiger
piano


orange
elephant

a

1. a girl
3. a tiger
5. a desk
7. a piano

an

2. an apple
4. an orange
6. an igloo
8. an elephant

 Choose and write.



~~ant~~
egg
orange
camera
pen

1.  It is an ant.
2.  It is a pen.
3.  It is an orange.
4.  It is a camera.
5.  It is an egg.



Write a or an.



an igloo



a bag




an umbrella

UNIT 03

A boy / Two boys

Grammar Board

Regular Plural Nouns: -s/-es

 Look and say.

Nouns + s



a boy



boys



a house



houses



a bear



bears



a sock

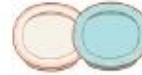


socks

Nouns + es



a dish



dishes



a watch



watches



a box



boxes




a bus



buses



Now practice with the Grammar Cards!

 Look and write.

boy

boy **S**

house

house **S**

bear

bear **S**

sock

sock **S**

di sh

dishes

wat ch

watches

bo x

boxes

bu s

buses



Look and check.

check up



- ☐ five ants
☒ six ants



- ☒ three foxes
☐ four foxes



- ☐ one bench
☒ two benches



- ☒ four tables
☐ five tables



- ☒ one brush
☐ one brushes



- ☐ two glasses
☒ three glasses



Circle plural -s or -es and count.

peaches

ants

foxes

boys

benches

cameras

eggs

buses

houses

pens

dishes

watches

tigers

boxes

socks

oranges

-s : 9

-es : 7

1

one

2

two

3

three

4

four

5

five

6

six

7

seven

8

eight

9

nine

10

ten

Practice

Count and write.

1.



five

bees


2.



seven

boxes

3.



two

oranges

4.



three

dishes

5.



eight

watches

6.



six


bears

7.



four

buses

 Count the items and complete the sentence.



I see

seven

rings

nine

brushes

four

boxes

six

socks

and

three

buses



ring



brush



box



sock



bus



Write -s or -es.



dish es



boy s



box es

UNIT 04

Test Your Grammar

Units
01-03

Date:

Name:

Score:



Check the correct sentences.

1. ☐ we are friends.
☒ We are friends.
☐ we are friends.
2. ☐ How are you
☐ how are you?
☒ How are you?
3. ☒ It is a pen.
☐ It is an pen.
☐ It is a pens.
4. ☐ It is elephant.
☐ It is a elephant.
☒ It is an elephant.
5. ☐ I see bee.
☒ I see bees.
☐ I see a bees.
6. ☐ I have three peach.
☒ I have three peaches.
☐ I have three Peaches.



Write *a*, *an*, or *X*.

1. It is a bag.
2. It is an umbrella.
3. It is a camera.
4. I see X four bears.
5. I see an octopus.





Circle the correct words.


1. I have ten watchs / watches .
2. I have an egg / piano .
3. I have eight brush / brushes .
4. I have a ring / rings .
5. I have five table / tables .



Correct the mistakes.

1.  It is a orange. an
2.  I see five boxs. boxes
3.  my name is Kate. My
4.  I see two bus. buses
5.  it is a bee. It

Grammar in Writing

 Circle and complete the story.



- ① It is (a / an) elephant.
- ② They / they) are horses.
- ③ I see three (foxs / foxes), too.



- ④ It is a leaf.
- ⑤ They are stones.
[stone]
- I see two stones!
[number] [stone]

It's your turn!

Stick and complete the story.

[Sample Answers]



① It is a car.

② They are buses.
[bus]

③ I see two dogs, too.
[dog]



④ It is an umbrella.
[umbrella]

⑤ They are benches.
[bench]

I see four benches!
[number] [bench]

Grammar Board

Subject Pronouns & The Verb Be



Look and say.



I am a student.



You are my friend.



She is my mother.



He is my father.



It is my dog.



We are friends.



You are brothers.



They are my sisters.



Now practice with the Grammar Cards!

SHORT FORMS

I am - I'm

You are - You're

She is - She's

He is - He's

It is - It's

We are - We're

They are - They're



Look and write.

Singular

I

am

You

are

a student.

He/She

is

It

is

a dog.

Plural

We

You

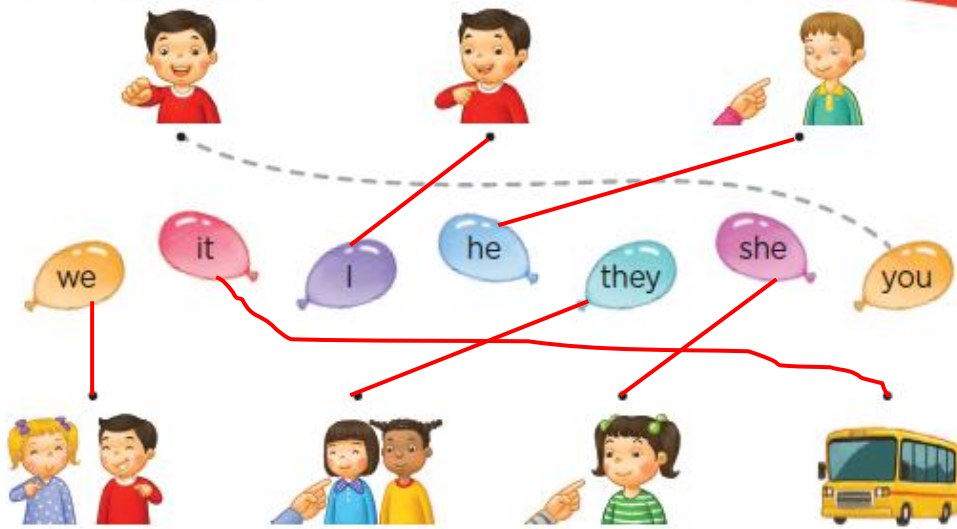
are


students.

They

 Look and match.

check up



 Look and circle.

1.  He (am / are / is) my father.
2.  I (am are / is) a teacher.
3.  You (am are is) my brother.
4.  It (am / are is) a bike.
5.  They (am are is) my friends.




Write the short forms.

1. They are → They're my teachers.
2. It is → It's a pen.
3. She is → She's my sister.
4. I am → I'm a girl.
5. You are → You're my friends.
6. He is → He's my father.

Write the pronouns and the short forms.



1. It is a dog.
It's a dog.
2. They are friends.
They're friends.
3. She is a student.
She's a student.
4. We are brothers.
We're brothers.

 Look and write.



- ① Hi, I am Sally. This is my family.
- ② This is Sam. He is my father.
- ③ This is Julie. She is my mother.
- ④ This is Mary. We are sisters.
- ⑤ This is Tony. It is my robot cat.

We are a happy family!



Write *am*, *are*, or *is*.



I am a student.



You are my friend.



She is my mother.

She is not hungry.

Grammar Board

The Verb Be: Negative



Look and say.

I **am not** sad.You **are not** happy.She **is not** hungry.He **is not** old.It **is not** big.We **are not** full.You **are not** young.They **are not** small.

Now practice with the Grammar Cards!

SHORT FORMS

I am not - I'm not

He/She/It is not - He/She/It isn't

You/We/They are not - You/We/They aren't



Look and write.

I

am

I'm

not

You/We/They

are

+

not

=

You/We/They

aren't

He/She/It

is

He/She/It

isn't



 Look and check.

1. 
☐ He is sad.
☒ He is not sad.
2. 
☒ I am hungry.
☐ I am not hungry.
3. 
☐ They are old.
☒ They are not old.
4. 
☒ The jacket is big.
☐ The jacket is not big.

 Circle the correct words.

1. She (isn't / isnot) my sister.
2. They (isn't / aren't) small.
3. (I'm not / I amn't) a teacher.
4. We (are'not / aren't) full.
5. It (is'nt / isn't) my cat.
6. He (isn't / aren't) young.

Practice

Look and write *isn't* or *aren't*.



They aren't big.



My sister isn't a student.



The girl isn't sad.



You aren't my father.

Check(✓) the correct places for *not* and rewrite.


1. She is ✓ sad. → She is not sad.

2. The bus is ✓ small. → The bus is not small.

3. We are ✓ young. → We are not young.

4. He is ✓ hungry. → He is not hungry.

5. They are ✓ big. → They are not big.

 Look and write.



I'm happy!

I'm not sad!



He is full.



He isn't hungry.



They are young.



They aren't old.



She is sad.



She isn't happy.



It is big.



It isn't small.



We are happy.



We aren't sad.



Look and write.



I'm not old.



He isn't happy.




We aren't full.

UNIT 07

Are you a cook?

Grammar Board

The Verb Be: Questions

 Look and say.

Are you a cook?



Yes, I am.

Is she a doctor?



No, she isn't. She's a nurse.

Is he a farmer?



Yes, he is.

Is it a fish?



No, it isn't. It's a bird.

Are you singers?



Yes, we are.


Are they police officers?



No, they aren't. They're pilots.



Now practice with the Grammar Cards!

 Look and write.

Question


She is a teacher .
Is she a teacher ?


Answers

Yes, she is .
No, she isn't .

 Look and match.

check up

1.  Is

2.  Are

he a farmer?

they doctors?

she a nurse?

you a pilot?

it a cat?

 Look and check.

1. Is he a pilot?



- ☐ Yes, he is
- ☒ No, he isn't.

2. Are you hungry?



- ☐ Yes, I am.
- ☒ No, I'm not.

3. Are they singers?



- ☒ Yes, they are.
- ☐ No, they aren't.

4. Is the dog small?



- ☒ Yes, it is.
- ☐ No, it isn't.

Practice

Choose and write.

~~Is she~~ Is it Are they Are you

1. Q Is she sad? A Yes, she is.
2. Q Are they nurses? A No, they aren't.
3. Q Are you a police officer? A No, I'm not.
4. Q Is it a bear? A Yes, it is.

Look and write.



Q Is Sarah a cook?

A Yes, she is.



Q Are they farmers?

A No, they aren't.



Q Is Tom young?

A No, he isn't.



Q Are you a student?

A Yes, I am.

[Sample Answer]

 Look and complete the dialogue.



Look and write.

Are you a nurse?



Yes, I am.

UNIT 08

Test Your Grammar

Units
05-07

Date:

Name:

Score:



Look and check.

1.



- ☐ He is a doctor.
☒ They are doctors.

2.



- ☐ It is small.
☒ It isn't small.

3.



- ☐ We are hungry.
☒ We aren't hungry.

4.



- ☒ Yes, I am.
☐ Yes, you are.



Write the short forms.

1. He is my father.
2. You are not my sister.
3. I am not young.
4. They are cooks.
5. It is not my watch.

He's
aren't
I'm not
They're
isn't


 Look and circle.

1.  He / They am / are / is a farmer.
2.  She / We am / are / is nurses.
3.  I / We am / are / is happy.
4.  It / They aren't / isn't young.
5.  She / He aren't / isn't a baby.

 Complete the dialogues.

1. Q Is she full?
A Yes, she is.
2. Q Are they actors?
A Yes, they are.
3. Q Is Jack a pilot?
A Yes, he is.
4. Q Are the birds big?
A No, they aren't.
5. Q Are you a police officer?
A No, I'm not.

Grammar in Writing

 Circle and complete the story.



Hi, I'm Mike.
(He / She) is my mother.


He (am / are / is) my father.

They (are / is) my sisters.
They aren't hungry.

Is it your toy?

No, it isn't.
It's my car.

It's your turn!

 Look and complete the story.



She is

a doctor.

He is

a police officer.



They are singers.

They aren't sad.



Are you a mouse,
Mike?

No, I'm not!

I'm a mole!



Grammar Board
Possessive Adjectives

Look and say.

It is **my** bag.It is **your** pencil.It is **her** ruler.It is **his** eraser.It is **its** house.It is **our** school.It is **your** desk.It is **their** classroom.

Kate



It is Kate's pen.

It is Kate's notebook.



Now practice with the Grammar Cards!



Look and write.

I

you

she

he

it

we

they

my

your

her

his






its

our

their

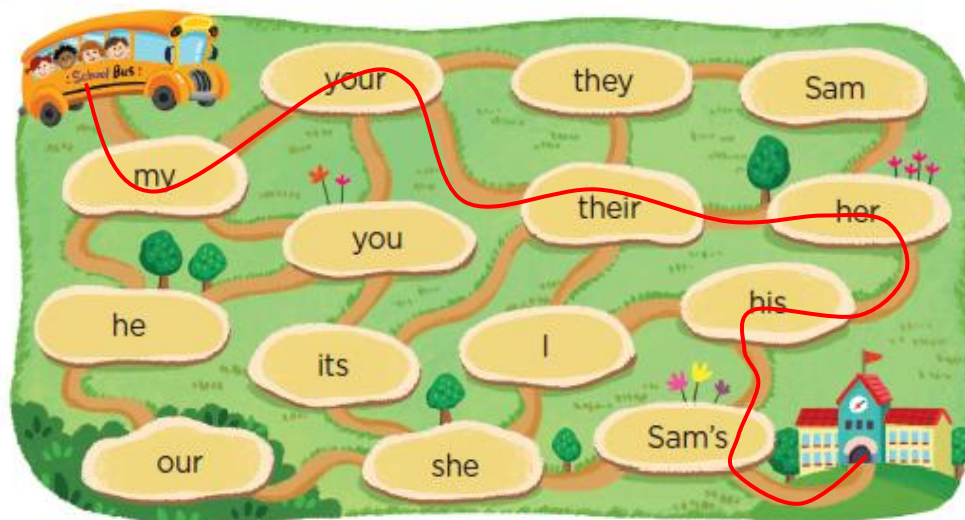
 Look and match.



1.  Mike and I	she	their
2.  Mike	we	his
3.  Sally	they	her
4.  Sally and Mike	you	your
5.  You and Sally	he	our

Connections shown by red lines: 1 to we, 2 to she, 3 to he, 4 to you, 5 to they. Dashed lines connect: 1 to our, 2 to her, 3 to his, 4 to their, 5 to you.

 Follow the possessive adjectives to reach the school.



Practice

Choose and write.

~~my~~ her his our their



1. It is my hat.

2. It is his hat.



3. It is her bike.

4. It is their bike.



5. It is our bike.

Correct the mistakes.

1. It is we school.

our

2. It is he pen.

his

3. It is they classroom.

their


4. Your are a student.

You

5. Her is my sister.

She

 Look and write.



- ① I see a ruler. It is my ruler.
- ② I see an eraser. It is his eraser.
- ③ I see a ball. It is its ball.
- ④ I see a desk. It is her desk.
- ⑤ I see pencils. They are our pencils.
- ⑥ I see books. They are their books.



Write *his*, *her*, or *their*.



It is her pencil.



It is their school.




It is his ruler.

UNIT 10

This is a robot.

Grammar Board

Demonstrative Pronouns

 Look and say.




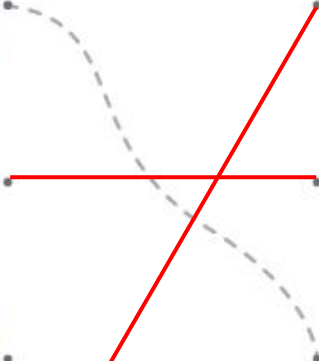



Now practice with the **Grammar Cards!**

• isn't = is not / aren't = are not

 Look and write.

	Singular	Plural
Near	 This is a balloon.	 These are balloons.
Far	 That is a balloon.	 Those are balloons.

Look and match.

1. 		This is a robot.
2. 		These are buses.
3. 		That is a train.
4. 		Those are balls.

Look and circle.

1. This is a bike.
That

2. This is a balloon.
That

3. These are cats.
Those

4. These are dogs.
Those

5. That are oranges.
Those

That is ...



Practice

Choose and write.

~~This~~

Those

These

That



1. This is a train.



2. That is a train.



3. These are dolls.



4. Those are dolls.

Look and write.

1.



This isn't a crayon.

2.



That isn't a ball.

3.



Those are cars.

4.



These aren't socks.

 Look and write.



- ①  That isn't a kite.
- ②  This is a bike.
- ③  This isn't a doll.
- ④  Those aren't trains.
- ⑤  These are balls.



Write *This* or *That*.



This is my robot.



That is her doll.

Is this a shirt?

Grammar Board

Demonstrative Pronouns: Questions



Look and say.

Is **this** a shirt?Yes, **it** is.Are **these** gloves?Yes, **they** are.Is **that** a skirt?No, **it** isn't. It is a dress.Are **those** socks?No, **they** aren't. They are shoes.

Now practice with the Grammar Cards!



Look and write.

Singular



Q Is this/that a shirt?

A Yes, **it** is.

Plural



Q Are these/those shirts?

A Yes, **they** are.

 Look and circle.

1. (Is this Are these) shoes?



2. Is this Are these) a dress?



3. (Is that Are those) gloves?



4. (Is this Are these) coats?





5. Is that Are those) a hat?




 Look and match.

1. 
Are these skirts?

2. 
Is that a shirt?

3. 
Are those socks?

4. 
Is this a hat?

Yes, it is.

No, it isn't.

Yes, they are.

No, they aren't.

Practice

Choose and write.

~~Is~~

Are

that

these

1. Q Is this your dress?

A Yes, it is.

2. Q Are these your socks?

A No, they aren't.

3. Q Is that your coat?

A No, it isn't.

4. Q Are those your pants?

A Yes, they are.

Look and write.

1. Is this a shirt?



Yes, it is.

2. Is that a hat?



No, it isn't.

3. Are those socks?



No, they aren't.

4. Are these gloves?



Yes, they are.

 Look and complete the dialogues.



Look and write.



UNIT 12

Test Your Grammar

Units
09-11

Date:

Name:

Score:



Look and check.

1.



- ☐ This is an airplane.
☒ That is an airplane.

2.



- ☐ These are his pens.
☒ Those are his pens.

3.



- ☐ This is a skirt.
☒ This isn't a skirt.

4.




- ☐ These are I books.
☒ These are my books.





Write the possessive adjectives.


1. This is her bag. [she]
 2. These are our hats. [we]
 3. That isn't my robot. [I]
 4. Are those his socks? [he]
 5. Is this your ruler? [you]

 Look and circle.

1. 

This	That	is	Sam's bag.
These	Those	are	
2. 

This	That	is	my gloves.
These	Those	are	
3. 


This	That	are	her shoes.
These	Those	are not	
4. 

This	That	is	a robot.
These	Those	is not	

 Complete the dialogues.

1. Q Is this her doll?
A Yes, it is.
2. Q Is that your eraser?
A No, it isn't.
3. Q Are these his pens?
A Yes, they are.
4. Q Are those your pants?
A No, they aren't.
5. Q Is this their ball?
A Yes, it is.

Grammar in Writing

 Circle and complete the story.



This is Sam's room. I'm his dog.

① (This / These) are my toys.

② (This / That) is my ball.

③ Those (not are / are not) my toys.

④ Those are his buses.

⑤ That is his train.

It's your turn!

Look and complete the story.



This is Sally's room. I'm her doll.

① These are my clothes.

② This is my dress.

③ Those are not my clothes.

④ That is her coat.

⑤ Those are her socks.

I like monkeys.

Grammar Board

Present Simple: Like/Likes



Look and say.



I like monkeys.



You like foxes.



She likes rabbits.




He likes lions.



It likes elephants.



We like horses.



You like zebras.



They like pigs.



Now practice with the Grammar Cards!



Look and write.

I

You

We

They



like monkeys.

She

He

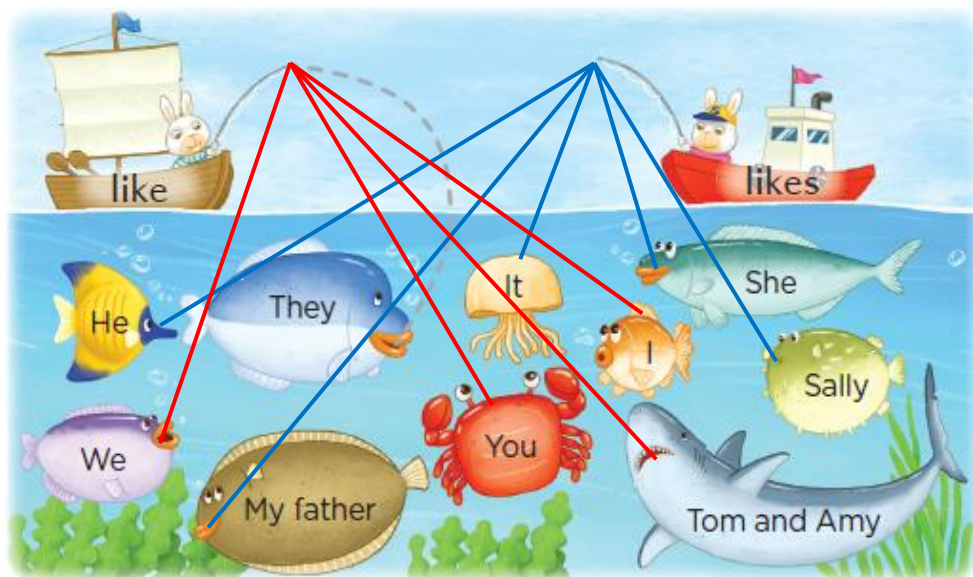
It




likes elephants.

 Look and match.

check up



 Circle and match.

1. I rabbits.


2. He elephants.

3. They pigs.

4. She foxes.


5. We monkeys.


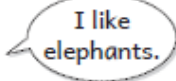

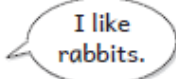

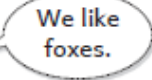


Practice

 Write *like* or *likes*.

I	Mary	Tom	Anne	Sam
				

- I like birds.
- Mary likes zebras.
- Tom and Sam like lions.
- Anne likes horses.

 Look and write.

- 

 → Jamie likes elephants.
- 

 → Alice likes rabbits.
- 

 → Jamie and Alice like foxes.
- 

 → The pig likes cookies.

 Choose and complete the sentences.



① I like monkeys.

② My father likes lions.

③ My mother likes horses.

④ My sisters like elephants.

⑤ My brothers like rabbits.

lions horses rabbits ~~monkeys~~ elephants



Write like or likes.



I like lions.



She likes rabbits.



It likes horses.

I don't like snakes.

Grammar Board

Present Simple: Negative



Look and say.

I **don't like** snakes.You **don't like** foxes.He **doesn't like** frogs.She **doesn't like** bats.It **doesn't like** bees.We **don't like** turtles.You **don't like** spiders.They **don't like** lions.

Now practice with the Grammar Cards! • don't = do not / doesn't = does not



Look and write.

I/You/We/They

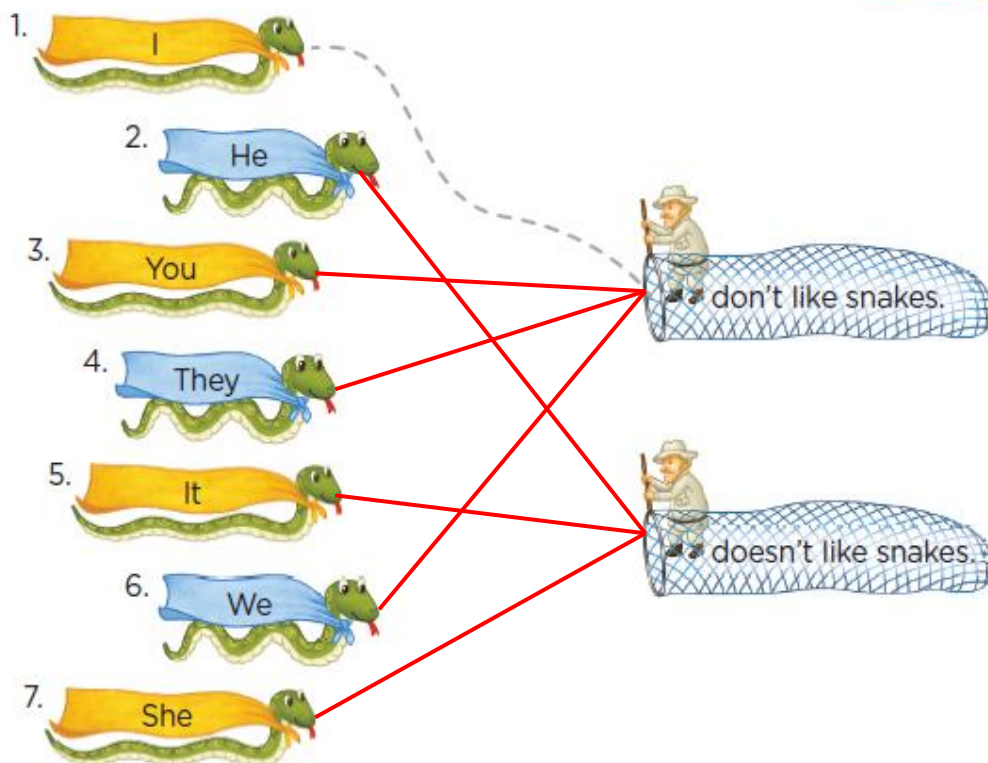
I **like** spiders.I **don't** like spiders.

He/She/It

She **likes** bats.She **doesn't** like bats.

 Look and match.

check up



 Circle the correct words.

1. Mark (don't like / doesn't like) lions.
2. Sarah and Tom (don't like / doesn't like) bees.
3. My brother and I (don't like / doesn't like) frogs.
4. My dog (don't likes / doesn't like) spiders.
5. Jane (doesn't like / doesn't likes) turtles.

Practice

Write *don't* or *doesn't*.

1.



She doesn't
like frogs.

2.



We don't
like turtles.

3.



They don't
like bats.

4.



He doesn't
like spiders.

Correct the mistakes.

1. I doesn't like foxes.

2. She don't like snakes.

3. He doesn't likes bats.

4. Kate don't likes spiders.

5. Tom and Lucy doesn't likes pigs.


don't like





















doesn't like

doesn't like

doesn't like

don't like

 Stick and write.

				
Julie				
Mike				
Sarah				
I				

[Sample Answers]

- Julie likes zebras.
- Julie doesn't like lions.
- Mike likes turtles.
- Mike and Sarah don't like spiders.
- I like lions.
[animal]
- I don't like turtles.
[animal]



Write *don't* or *doesn't*.



I don't like frogs.



She doesn't like snakes.

Do you like grapes?

Grammar Board

Present Simple: Questions



Look and say.

● I/You/We/They

Do you like grapes?



Yes, I do.

Do you like lemons?



No, I don't.

● He/She/It

Does he like tomatoes?



Yes, he does.

Does he like potatoes?



No, he doesn't.



Now practice with the Grammar Cards!



Look and write.

I/You/We/They

Q

Do

you like apples?

A



Yes, I

do

.



No, I

don't

.

He/She/It

Q

Does

he like apples?

A



Yes, he

does

.



No, he

doesn't

.

 Look and color.

1.

Do
Does

 he

like
likes

 bananas? 
2.

Do
Does

 you

like
likes

 onions? 
3.

Do
Does

 they

like
likes

 carrots? 
4.





Do
Does

 she


like
likes

 cookies? 


 Look and check.

1.  Does he like apples?
☐ Yes, he does. ☒ No, he doesn't.
2.  Do you like lemons?
☒ Yes, I do. ☐ Yes, you do.
3.  Does she like potatoes?
☒ Yes, she does. ☐ No, she doesn't.
4.  Do you like grapes?
☐ Yes, we do. ☒ No, we don't.

Practice

 Write *do/does* or *like/likes*.

1. Q Do they like carrots? A Yes, they do.
2. Q Does he like oranges? A No, he doesn't.
3. Q Does Amy like lemons? A No, she doesn't.
4. Q Does Ben like peaches? A Yes, he does.
5. Q Do you like onions? A No, we don't.


 Look and write.




1. Q Does he like potatoes? A Yes, he does.
2. Q Does she like potatoes? A No, she doesn't.
3. Q Do they like bananas? A Yes, they do.
4. Q Do they like tomatoes? A No, they don't.


 Look and complete the dialogues.




 Does she like cookies?

 Yes, she does.




 Does he like carrots?

 No, he doesn't.



 Do they like bananas?

 No, they don't.



Look and write.

Do you like carrots?

Yes, I do.

Does he like carrots?

No, he doesn't.

Date:

Name:

Score:



Check the correct sentences.

- | | |
|--|--|
| 1. <input checked="" type="checkbox"/> They like snakes. | 2. <input type="checkbox"/> She like grapes. |
| <input type="checkbox"/> They likes snakes. | <input checked="" type="checkbox"/> She likes grapes. |
| 3. <input checked="" type="checkbox"/> We don't like potatoes. | 4. <input type="checkbox"/> Jack don't like lions. |
| <input type="checkbox"/> We doesn't like potatoes. | <input checked="" type="checkbox"/> Jack doesn't like lions. |
| 5. <input checked="" type="checkbox"/> Do they like monkeys? | 6. <input type="checkbox"/> Do she likes onions? |
| <input type="checkbox"/> Do they likes monkeys? | <input checked="" type="checkbox"/> Does she like onions? |



Draw the faces and write.

[Sample Answers]



John



Anne



Sam





I



1. John doesn't like potatoes.
2. Anne likes peaches.
3. Sam likes tomatoes.
4. I don't like lemons.

 Look and circle.

1.  I like don't like cats.
likes doesn't like
2.  The turtle like don't like frogs.
likes doesn't like
3.  It like don't like carrots.
likes doesn't like
4.  The lions like don't like the rabbit.
likes doesn't like

 Complete the dialogues.

1. Q Does she like milk?
A Yes, she does.
2. Q Do they like tomatoes?
A No, they don't.
3. Q Do you like cookies?
A Yes, I do.
4. Q Does he like elephants?
A No, he doesn't.

Grammar in Writing



Circle and complete the sentences.



 ☒ monkeys
☐ rabbits
☒ snakes
☐ spiders
Jim

 ☒ monkeys
☐ rabbits
☐ snakes
☒ spiders
Kate

 ☐ monkeys
☐ rabbits
☒ snakes
☒ spiders
Amy

 ☐ monkeys
☒ rabbits
☒ snakes
☐ spiders
Mike


✓ like
 ✗ don't like



What do they like?

- ① Jim (like / likes) monkeys.
- ② Kate (don't like / doesn't like) monkeys.
- ③ Kate and Amy (like / likes) spiders.
- ④ Jim and Amy don't like snakes.
- ⑤ Mike likes snakes.
- ⑥ Mike doesn't like rabbits.

It's your turn!

 Draw, check, and complete the sentences.



 ☐ grapes
☒ lemons
☐ bananas
☒ peaches
Jim

 ☒ grapes
☒ lemons
☐ bananas
☐ peaches
Kate

 ☒ grapes
☐ lemons
☐ bananas
☒ peaches
Amy

 ☐ grapes
☒ lemons
☐ bananas
☒ peaches
Jamie
 [your name]

[Sample Answers]



What do they like?

- ① Jim likes lemons.
- ② Kate doesn't like lemons.
- ③ Kate and Amy like grapes.
- ④ Jim and Amy don't like peaches.
- ⑤ I like peaches.
[fruit]
- ⑥ I don't like lemons.
[fruit]

Grammar Board

Modal Verb: Can/Can't



Look and say.

I **can** read.You **can't** cook.She **can** ride a bike.He **can't** play the piano.They **can** speak English.We **can't** play basketball.

Now practice with the Grammar Cards!

• can't = cannot



Look and write.

Positive

I
You/We/They
He/She/It

can read.



Negative

I
You/We/They
He/She/It

can't read.



Look and circle.



I ☐ can ☒ can't play tennis.



He ☒ can ☐ can't speak Chinese.



She ☐ can ☒ can't play the guitar.



They ☒ can ☐ can't cook.

True or false? Write T or F.

✓ = can ✗ = can't

	cook	ride a horse	play the piano
Mark	✓	✗	✗
Jane	✗	✓	✗

1. Mark can cook.

T

2. Mark can ride a horse.

F


3. Jane can't ride a horse.

F

4. Mark and Jane can't play the piano.

T

Practice

 Write *can* or *can't*.

1.



She can cook.

2.



We can play soccer.

3.



They can't read.

4.





He can't ride a horse.



Check (✓) and write about yourself.

[Sample Answers]

	speaking English	play the guitar	play tennis	ride a bike
	✓	✓		✓
			✓	

1. I can speak English.

2. I can play the guitar.

3. I can't play tennis.

4. I can ride a bike.

 Look and write.



- ① The penguins can read.
- ② The birds can speak English.
- ③ The rabbit can't play tennis.
- ④ The elephant can ride a bike.
- ⑤ The monkey can't play the piano.



Write can or can't.



I can't ride a bike.



My father can ride a bike.

UNIT 18

Can you swim?

Grammar Board

Modal Verb: Can Questions

 Look and say.

Can you swim?



Yes, I can.

Can you fly?



No, I can't.

Can she walk?



Yes, she can.

Can he drive?



No, he can't.

Can they run?



Yes, they can.

Can they climb a tree?



No, they can't.



Now practice with the Grammar Cards!

• can't = cannot

 Look and write.

Question

You can jump .

Can you jump ?

Answers

Yes, I can .

No, I can't .

 **Look and match.**



Can it fly?



Can it run?



Can it walk?



Can it jump?



Can it climb?

Yes, it can.

No, it can't.

 **Guess who? Check(✓).**

1. Q Can you jump?

A No, I can't.

Q Can you run?

A No, I can't.

Q Can you fly?

A Yes, I can.

I am ...

✓



2. Q Can she play the guitar?

A No, she can't.

Q Can she climb a tree?

A No, she can't.

Q Can she ride a bike?

A Yes, she can.


She is ...




✓



Practice

 Complete the questions.

1. Q Can you jump? A No, we can't.
2. Q Can he climb a tree? A Yes, he can.
3. Q Can they speak English? A Yes, they can.
4. Q Can she ride a bike? A No, she can't.
5. Q Can it fly? A No, it can't.

 Complete the chart and write.

[Sample Answers]

✓ = can ✗ = can't

	snap your fingers 	roll your tongue 
Alex	✓	✗
I	✗	✓

1. Can Alex snap his fingers? Yes, he can.
2. Can Alex roll his tongue? No, he can't.
3. Can you snap your fingers? No, I can't.
4. Can you roll your tongue? Yes, I can.

Stick and complete the dialogues.

[Sample Answers]



① Q Can they run?

A Yes, they can.

② Q Can he jump?

A Yes, he can.

③ Q Can it walk?

A No, it can't.

④ Q Can she climb it?

A Yes, she can.



Look and write.

Can you climb a tree?



Yes, I can.

No, I can't.

UNIT 19

It is on the cheese.

Grammar Board

Prepositions of Place

Look and say.



It is **on** the cheese.



It is **in** the cheese.

Where is the mouse?



It is **under** the cheese.



It is **next to** the cheese.



It is **behind** the cheese.



It is **in front of** the cheese.



Now practice with the Grammar Cards!

Look and write.



on



in



under



next to



behind



in front of

 Look and circle.



The spoon is (on / in) the cup.



The pig is (on / under) the umbrella.



The bus is (next to / in front of) the car.



The man is (in front of / behind) the girl.

 Read and stick.



1. The chair is next to the table.
2. The watch is on the chair.
3. The book is under the table.
4. The teacher is in front of the board.

Practice

Choose and write.

Where is the bee?



~~in~~ behind under next to on in front of

1.



It is in the house.

2.



It is on the flower.

3.



It is behind the jacket.

4.



It is next to the honey.

5.




It is under the table.

6.



It is in front of the TV.

 Stick and write.

[Sample Answers]



1. The tree is behind the bed.
2. The dog is under the bed.
3. The doll is in the box.
4. The ball is in front of the box.
5. The pen is on the desk.
6. The bag is next to the desk.



Look and write.



It is in the box.



It is under the box.



It is behind the box.

UNIT 20

Test Your Grammar

Units
17-19

Date:

Name:

Score:

Look and check.

1.



- ☒ He can speak English.
☐ He can't speak English.

2.



- ☐ Yes, I can.
☒ No, I can't.

3.



- ☒ The boy is next to the girl.
☐ The boy is behind the girl.

4.



- ☒ The cat is in the box.
☐ The cat is on the box.

Look and write the correct prepositions.

Where is
the apple?

1.



on

2.



behind

3.



in

4.



under

5.



next to

6.



in front of

 Look and circle.



It can / can't jump.

It can / can't fly.



He can / can't swim.

She can / can't swim.



The boy can / can't speak Chinese.

The girl can / can't speak Chinese, too.



The box is on / under the book.

The book is on / under the box.



The boy is behind / in front of the chair.

The chair is behind / in front of the boy.

 Complete the dialogues.

1. Q Can you play the violin?

A Yes, I can.

2. Q Can they read?

A No, they can't.

3. Q Can she drive?

A Yes, she can.

4. Q Can you cook?

A No, I can't.

Grammar in Writing

 Circle and complete the dialogue.



Where is my ball?



It is in under) the tree.



Oh, no!

Can you Do you) climb the tree?



No, I (can can't .



But, Mary can climb the tree.



Where is Mary?



She is behind you.



Hi, Mary. Can you climb the tree?




Yes, I can .

It's your turn!

 Look and complete the dialogue.




 Where is my key?

 It is in the water.




 Oh, no!


Can you swim?


 No, I can't.




 But, Fred can swim.




 Where is Fred?

 He is next to you.



 Hi, Fred. Can you swim?

 Yes, I can.