

Name: _____

Grouping into Categories










Directions: Match the pictures to their correct categories. Draw a line from each picture to the matching category. Or, cut out the pictures and categories and put them into groups.

fruit

shapes

animals

plants



Grouping into Categories

Answer Key

