




Learning  
Resources®

LSP 8646-T2

ages **3+**



# Learn About Shapes

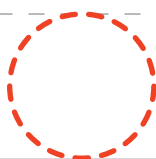

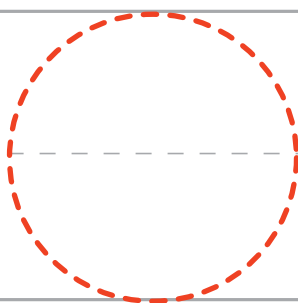
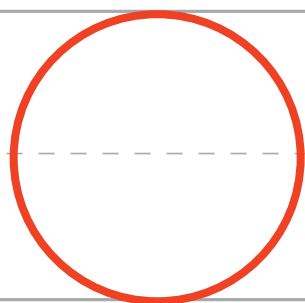
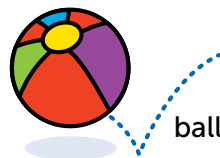



## Activity Book

# Circles and Triangles

**This is a circle.**

Trace the circles on this page.

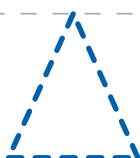
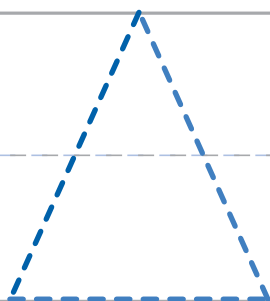
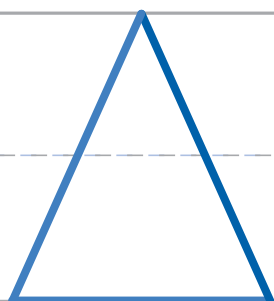


**This is a triangle.**

Trace the triangles on this page.



ice cream cone



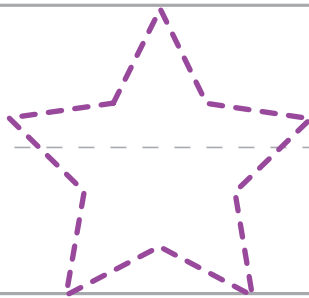

# Stars and Squares

**This is a star.**

Trace the stars on this page.



starfish





**This is a square.**

Trace the squares on this page.



present



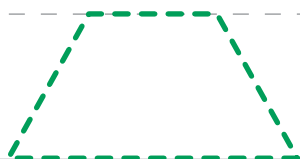

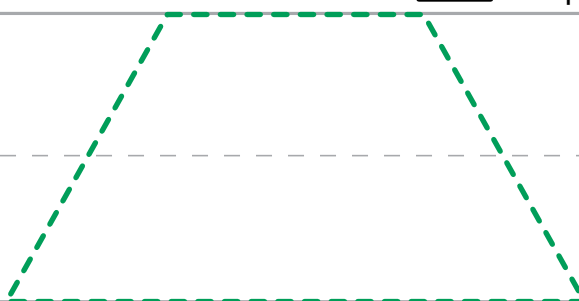
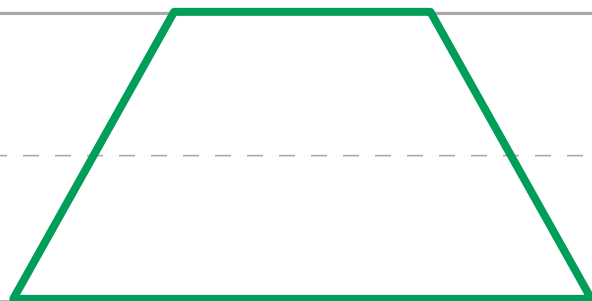
# Trapezoids and Diamonds

**This is a trapezoid.**

Trace the trapezoids on this page.



lamp


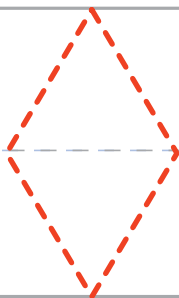
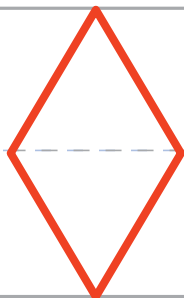


**This is a diamond.**

Trace the diamonds on this page.




kite



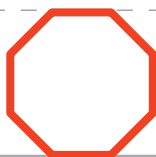
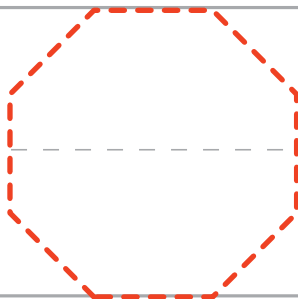
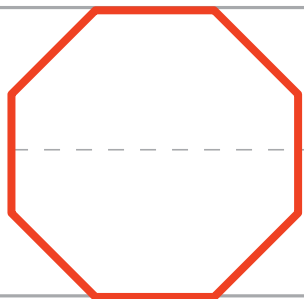
# Octagons and Hearts

**This is an octagon.**

Trace the octagons on this page.



stop sign







**This is a heart.**

Trace the hearts on this page.





Valentine's Day card




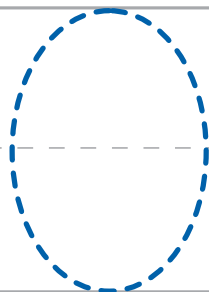
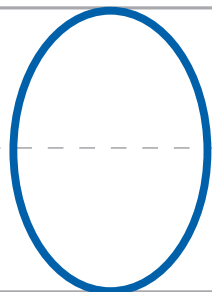
# Ovals and Rectangles

**This is an oval.**

Trace the ovals on this page.



grapes






**This is a rectangle.**

Trace the rectangles on this page.



letter



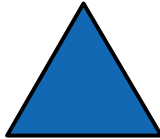


# Red and Orange


The apple is red.






Circle the items below that are red.



The fish is orange.



Circle the items below that are orange.






# Yellow and Green

The banana is yellow.






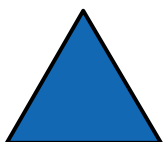
Circle the items below that are yellow.



The frog is green.



Circle the items below that are green.




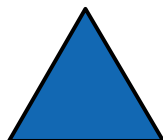


# Blue and Purple

The sky is blue.





Circle the items below that are blue.



The balloon is purple.



Circle the items below that are purple.









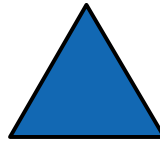


# Find It!

Draw a circle ○ around the items that are **red**.




Draw a square □ around the items that are **orange**.

Draw a triangle △ around the items that are **yellow**.




## What's Missing?

Draw circles on the cars to complete the pictures and color them in.




# Primary Colors

Primary colors mix together to make secondary colors.  
Color in the circles below.




red

+




yellow

=




orange




yellow

+




blue

=




green




blue

+




red

=



purple

# Tracing Shapes



Trace all the shapes you  
see in the picture,  
and then color  
in the shapes.

