

# Alphabet and Handwriting

Teacher-  
approved  
activities


Online  
resources

Reward  
stickers

# Alphabet and Handwriting

*This book belongs to*

---



Copyright © 2010 Scholastic Inc.  
Copyright © 2012 Scholastic Education International (Singapore) Private Limited  
All rights reserved.

Previously published as Reading & Math Jumbo Workbook PreK by Scholastic Inc.

This edition published by Scholastic Education International (Singapore) Private Limited  
A division of Scholastic Inc.

No part of this publication may be reproduced in whole or in part, or stored in a retrieval system, or transmitted in any form or by any means, electronic, mechanical, photocopying, recording, or otherwise without the written permission of the publisher. For information regarding permission, write to:

Scholastic Education International (Singapore) Private Limited  
81 Ubi Avenue 4 #02-28 UB.ONE Singapore 408830  
education@scholastic.com.sg

First edition 2012  
Reprinted 2012

ISBN 978-981-07-1348-5

# Welcome to Learning Express!

**Helping your child build essential skills is easy!**

These teacher-approved activities have been specially developed to make learning both accessible and enjoyable. On each page, you'll find:

## Focus skill

The focus of each activity page is clearly indicated.

## Meaningful learning


Each activity has been carefully designed to make your child's learning meaningful and fun.



## Instructions

The read-aloud instructions are easy for your child to understand.


This book also contains:



**Instant assessment** to ensure your child really masters the skills.



**Completion certificate** to celebrate your child's leap in learning.



**Motivational cut-and-paste stickers** to mark the milestones of your child's learning path.



# Contents

<b>Alphabet and Handwriting</b> .....	5
identifying and writing Aa .....	6
word and picture cards a .....	7
identifying and writing Bb .....	8
word and picture cards b .....	9
identifying and writing Cc .....	10
word and picture cards c .....	11
identifying and writing Dd .....	12
word and picture cards d .....	13
identifying and writing Ee .....	14
word and picture cards e .....	15
identifying and writing Ff .....	16
word and picture cards f .....	17
identifying and writing Gg .....	18
word and picture cards g .....	19
identifying and writing Hh .....	20
word and picture cards h .....	21
alphabet review Aa–Dd .....	22
alphabet review Ee–Hh .....	23
alphabet review A–H .....	24
alphabet review a–h .....	25
identifying and writing Ii .....	26
word and picture cards i .....	27
identifying and writing Jj .....	28
word and picture cards j .....	29
identifying and writing Kk .....	30
word and picture cards k .....	31
identifying and writing Ll .....	32
word and picture cards l .....	33
identifying and writing Mm .....	34
word and picture cards m .....	35
identifying and writing Nn .....	36
word and picture cards n .....	37
identifying and writing Oo .....	38
word and picture cards o .....	39
identifying and writing Pp .....	40
word and picture cards p .....	41
alphabet review Ii–Ll .....	42
alphabet review Mm–Pp .....	43
alphabet review I–P .....	44
alphabet review i–p .....	45
identifying and writing Qq .....	46
word and picture cards q .....	47
identifying and writing Rr .....	48
word and picture cards r .....	49
identifying and writing Ss .....	50
word and picture cards s .....	51
identifying and writing Tt .....	52
word and picture cards t .....	53
identifying and writing Uu .....	54
word and picture cards u .....	55
identifying and writing Vv .....	56
word and picture cards v .....	57
identifying and writing Ww .....	58
word and picture cards w .....	59
identifying and writing Xx, Yy, Zz .....	60
word and picture cards x, y, z .....	61
alphabet review Qq–Tt .....	62
alphabet review Uu–Zz .....	63
alphabet review Q–Z .....	64
alphabet review q–z .....	65
alphabet sequencing A–Z .....	66
alphabet sequencing a–z .....	67
Alphabet Practice Test .....	68–76
<b>Answer Key</b> .....	77
<b>Certificate</b> .....	78
<b>cut-and-paste stickers</b> .....	79–81

# Alphabet and Handwriting

“I can write my ABCs!” is a wonderful thing for a parent to hear a child say. Recognizing letters, writing them and knowing the sounds they make are all essential skills in learning to read and write. The pages in this section give children lots of practice in all these skills.

## What to Do

On the letter-writing practice pages, have your child use a pencil to trace and then write the letter. When finished, invite him or her to circle their “best letter” on each page.

Once your child completes this section, encourage him or her to review the word and picture pages for each letter. Reviewing these words regularly will help your child develop reading and vocabulary skills through the year!

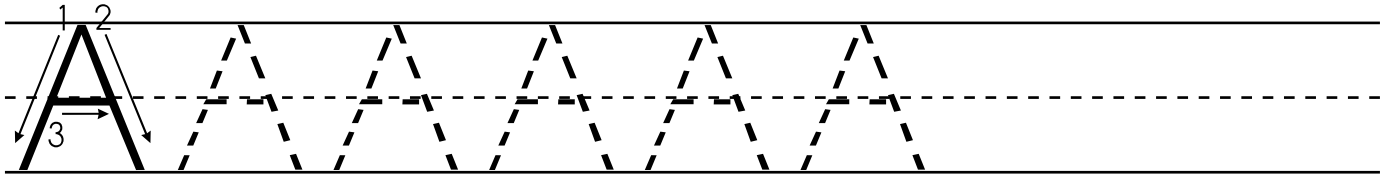
## Keep On Going!

- Challenge your child to find letters in the world around them: on signs, pieces of mail, license plates and so on.
- Focus on your child’s name. The letters in a child’s name are often the ones he or she recognizes and writes first. Build confidence by having your child sign his or her art work, notes and letters to friends and family.

Identify and write the letters.

Paste the  
Aa sticker  
here.

Uppercase A



Lowercase a



Say the words. Color the pictures.

ant



apple



angel



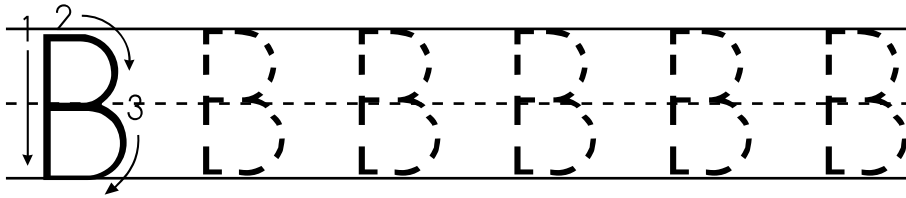
anchor



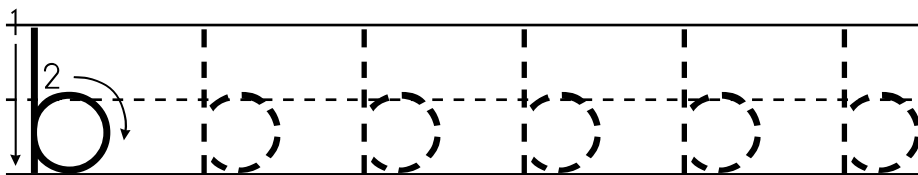
Identify and write the letters.

Paste the  
Bb sticker  
here.

Uppercase B



Lowercase b



Say the words. Color the pictures.

book



boots



bell



bicycle

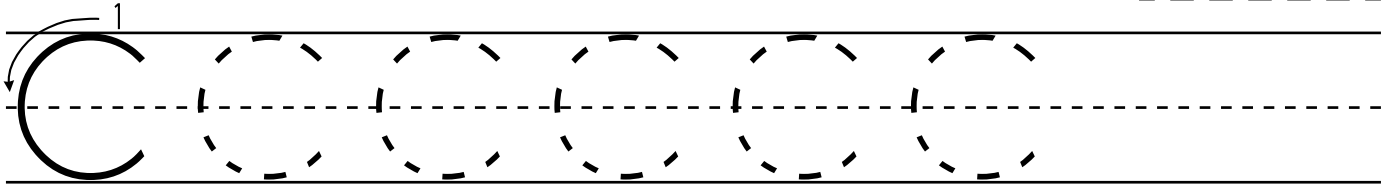




Identify and write the letters.

Paste the  
Cc sticker  
here.

Uppercase C



Lowercase c



Say the words. Color the pictures.

car



cup



cow



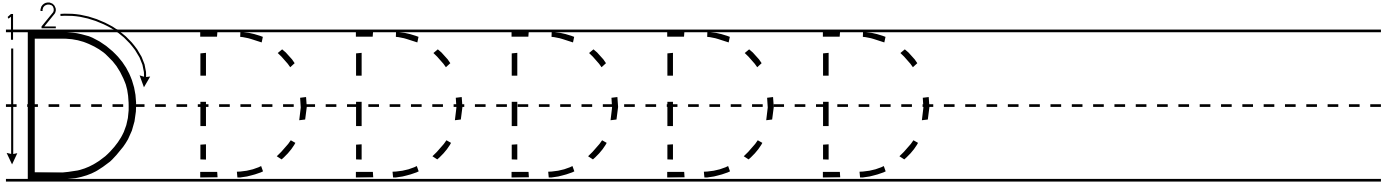
candle



**Identify and write the letters.**

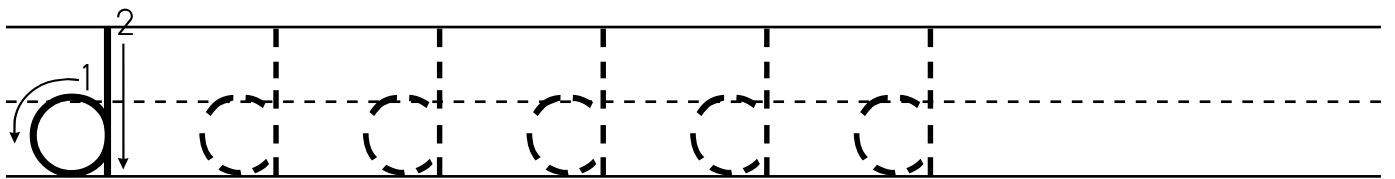
Paste the  
Dd sticker  
here.

Uppercase D



Three sets of empty handwriting lines (top solid, middle dashed, bottom solid) for practicing writing uppercase D.

Lowercase d



Three sets of empty handwriting lines (top solid, middle dashed, bottom solid) for practicing writing lowercase d.

Say the words. Color the pictures.


duck



dog



door



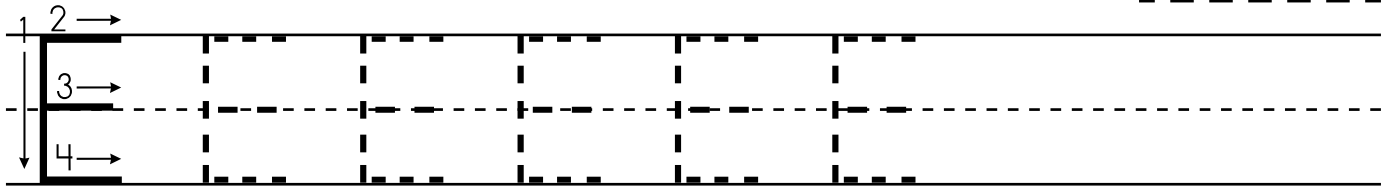
dinosaur



Identify and write the letters.

Paste the  
Ee sticker  
here.

Uppercase E



Lowercase e



Say the words. Color the pictures.

elephant



eagle



egg



envelope

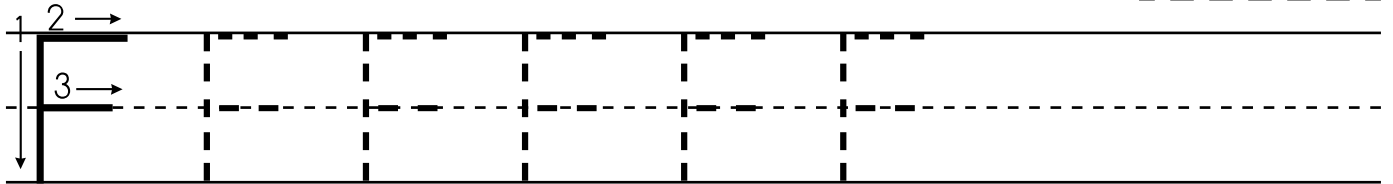




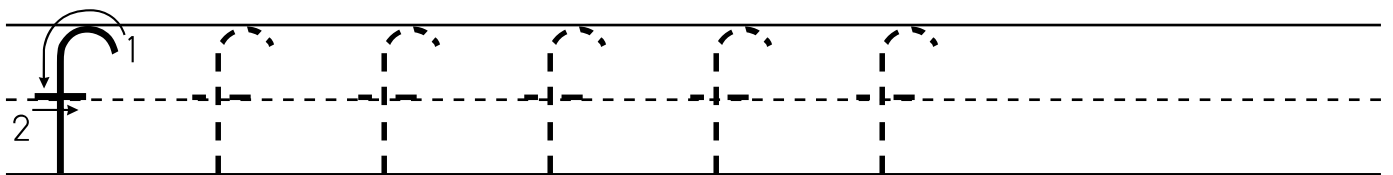
Identify and write the letters.

Paste the  
Ff sticker  
here.

Uppercase F



Lowercase f



Say the words. Color the pictures.

fox



fork



fish



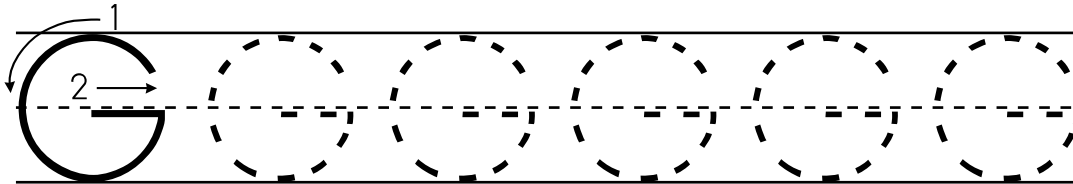
fan



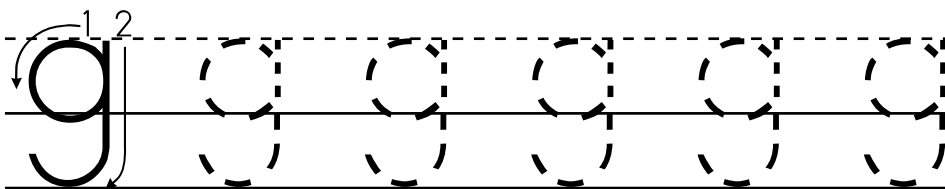
Identify and write the letters.

Paste the  
Gg sticker  
here.

Uppercase G



Lowercase g



Say the words. Color the pictures.

goat



guitar



gift



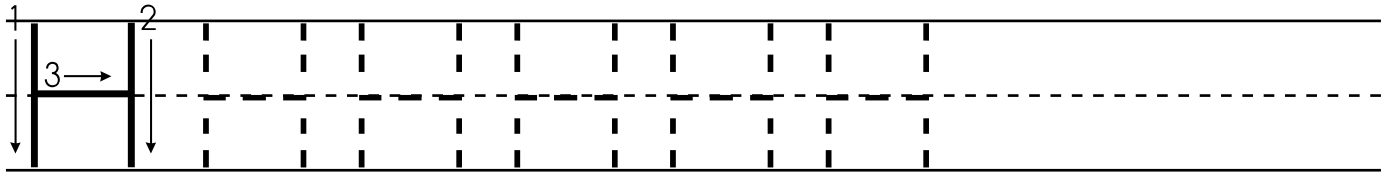
gate



**Identify and write the letters.**

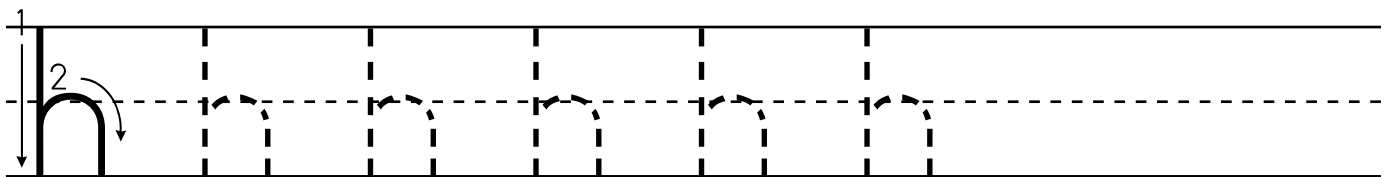
Paste the  
Hh sticker  
here.

Uppercase H







Two sets of empty handwriting lines (top solid, middle dashed, bottom solid) for practicing writing uppercase 'H'.

Lowercase h



Two sets of empty handwriting lines (top solid, middle dashed, bottom solid) for practicing writing lowercase 'h'.

Say the words. Color the pictures.

<p>hen</p>	
<p>helicopter</p>	
<p>horse</p>	
<p>hammer</p>	



**Draw lines to connect the matching uppercase and lowercase letters.**

A	b
c	a
B	d
D	C

B	a
c	D
A	b
d	C

D	c
a	B
C	d
b	A

d	D
B	a
C	b
A	c

**Draw lines to connect the matching uppercase and lowercase letters.**

F	g
e	f
G	h
H	E

G	f
E	e
F	g
h	H

E	g
h	F
G	e
f	H

e	E
F	h
G	f
H	g

**Circle the letter that is not the same as the others.**

A A A E A A

H F H H H H

G G G G B G

D C D D D D

**Circle the letter that is not the same as the others.**

c c c c a c

a b b b b b

f h f f f f

e e g e e e

Identify and write the letters.

Paste the  
li sticker  
here.

Uppercase I

1 2 3

I I I I I I

\_\_\_\_\_

\_\_\_\_\_

\_\_\_\_\_

\_\_\_\_\_

\_\_\_\_\_

\_\_\_\_\_

Lowercase i

i i i i i i

\_\_\_\_\_

\_\_\_\_\_

\_\_\_\_\_

\_\_\_\_\_

\_\_\_\_\_


\_\_\_\_\_

Say the words. Color the pictures.

igloo



insect



ice cream



iron

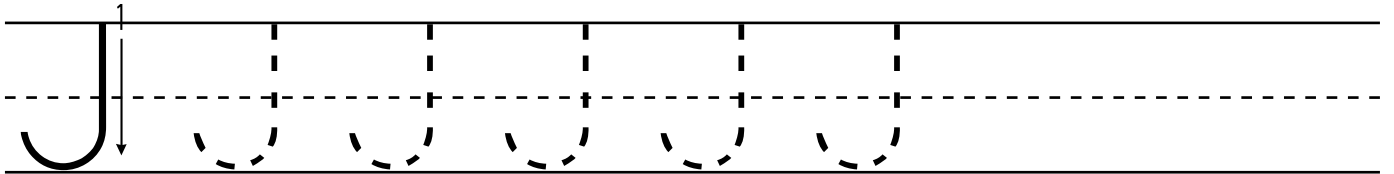




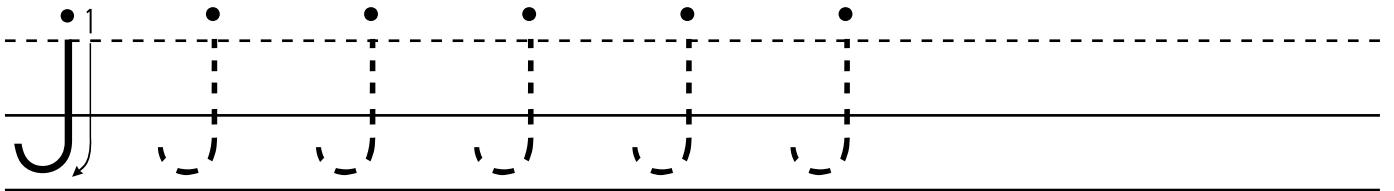
Identify and write the letters.

Paste the  
Jj sticker  
here.

Uppercase J



Lowercase j



Say the words. Color the pictures.

jelly



jar



jacket



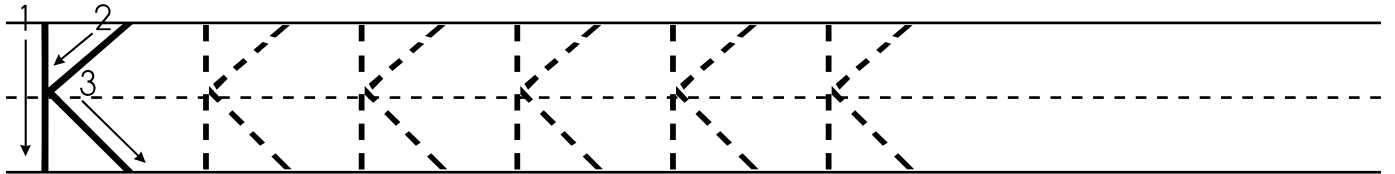
jack-in-the-box



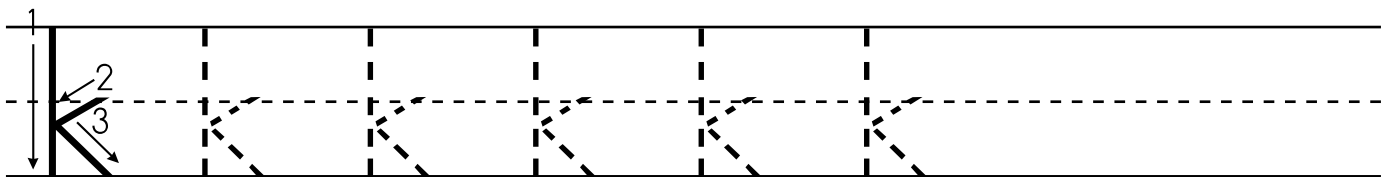
**Identify and write the letters.**

Paste the  
Kk sticker  
here.





Uppercase K



Lowercase k



Say the words. Color the pictures.

keys	
king	
kite	
kangaroo	

**Identify and write the letters.**

Paste the  
Ll sticker  
here.

Uppercase L

Tracing guide for Uppercase L: A vertical line with a downward arrow labeled '1' and a horizontal line with a rightward arrow labeled '2'.

Tracing practice lines: Six sets of three horizontal lines (top, dashed middle, bottom) for writing practice.

Lowercase l

Tracing guide for Lowercase l: A vertical line with a downward arrow labeled '1'.

Tracing practice lines: Six sets of three horizontal lines (top, dashed middle, bottom) for writing practice.

Say the words. Color the pictures.


lion



ladder



lamp



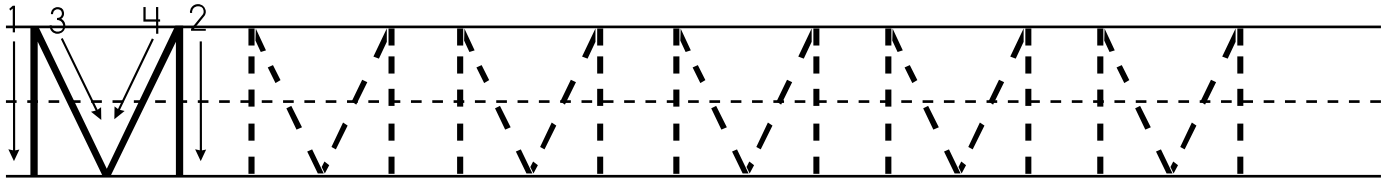
lamb



Identify and write the letters.

Paste the  
Mm sticker  
here.

Uppercase M



\_\_\_\_\_

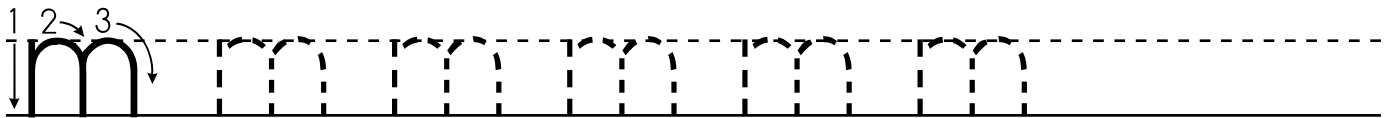
\_\_\_\_\_

\_\_\_\_\_

\_\_\_\_\_

\_\_\_\_\_

Lowercase m



\_\_\_\_\_

\_\_\_\_\_

\_\_\_\_\_

\_\_\_\_\_

\_\_\_\_\_

Say the words. Color the pictures.

monkey



mitten



moon



mouse

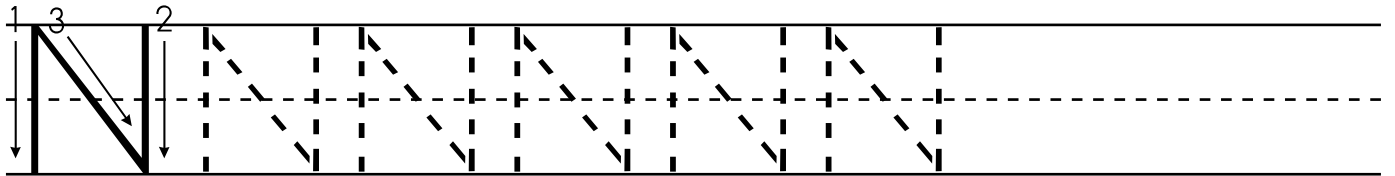




Identify and write the letters.

Paste the  
Nn sticker  
here.

Uppercase N




Lowercase n



Say the words. Color the pictures.

**nuts**



**needle**



**newspaper**



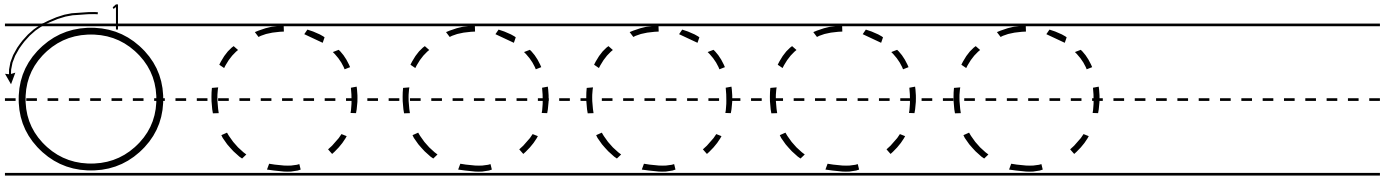
**nest**



Identify and write the letters.

Paste the  
Oo sticker  
here.

Uppercase O



Lowercase o



Say the words. Color the pictures.

owl




octopus



oranges



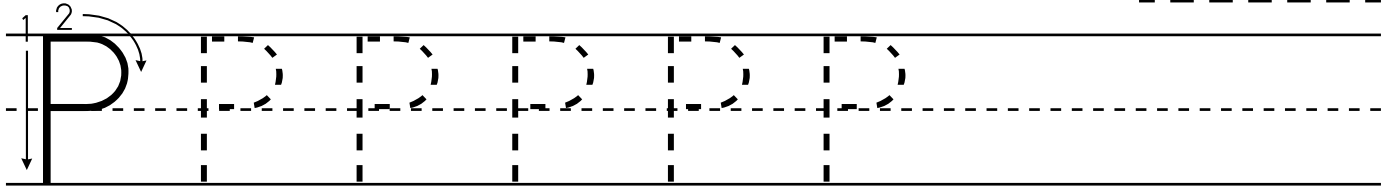
ostrich



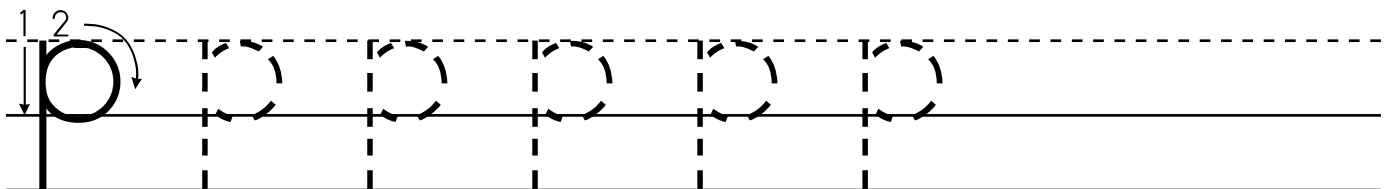
Identify and write the letters.

Paste the  
Pp sticker  
here.

Uppercase P

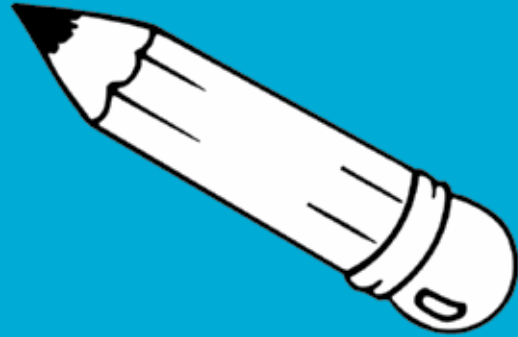


Lowercase p



Say the words. Color the pictures.

pencil



pear



parachute



piano



**Draw lines to connect the matching uppercase and lowercase letters.**

I	j
l	i
J	K
k	L

j	I
L	k
i	J
K	l

k	l
I	i
L	K
j	J

K	k
J	I
l	j
i	L

**Draw lines to connect the matching uppercase and lowercase letters.**

O	P
p	o
N	n
m	M

P	O
o	p
N	M
m	n

N	m
o	P
M	n
p	O

n	N
P	o
M	p
O	m



**Circle the letter that is not the same as the others.**

I I J I I I

N M N N N N

L L L L J L

K P K K K K

**Circle the letter that is not the same as the others.**

j i j j j j

p o o o o o

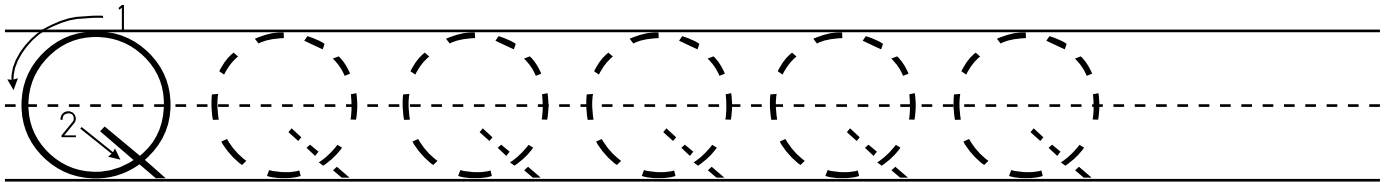
l l i l l l

m m m m n m

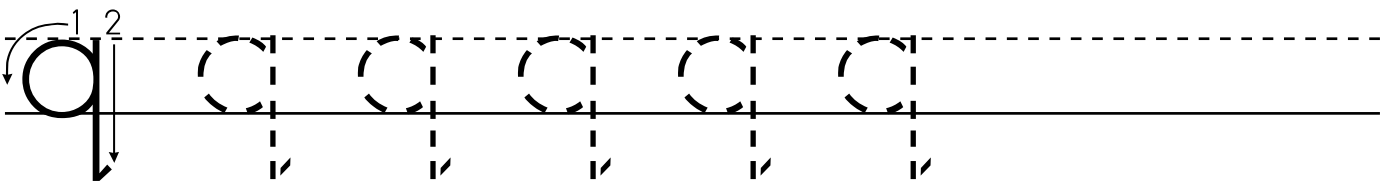
Identify and write the letters.

Paste the  
Qq sticker  
here.





Uppercase Q



Lowercase q



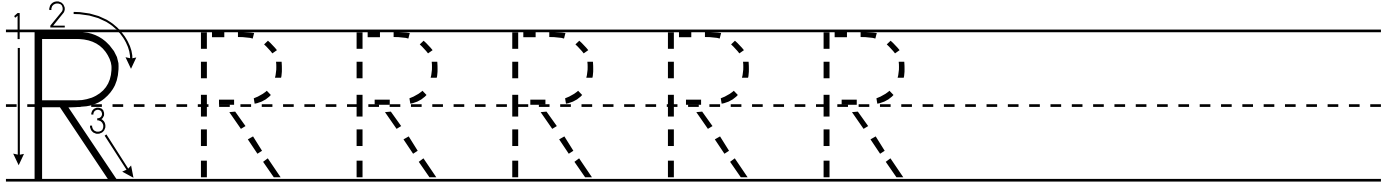
Say the words. Color the pictures.

quail	
queen	
quilt	
question mark	

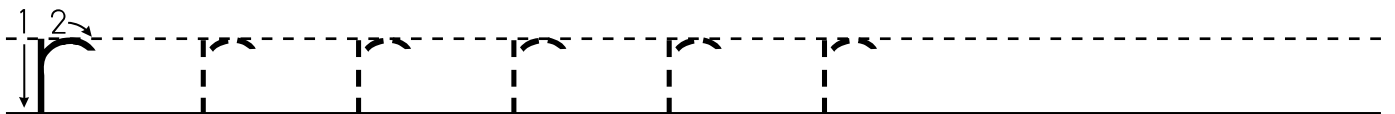
Identify and write the letters.

Paste the  
Rr sticker  
here.

Uppercase R




Lowercase r




Say the words. Color the pictures.

rainbow



rabbit



ring



rocket



Identify and write the letters.

Paste the  
Ss sticker  
here.

Uppercase S

S S S S S S

Lowercase s

s s s s s s

Say the words. Color the pictures.

saw



sun



soap



sink





Identify and write the letters.

Paste the  
Tt sticker  
here.

Uppercase T

Tracing practice for Uppercase T. The first row shows a solid uppercase T with stroke order arrows (1: vertical down, 2: horizontal right) followed by five dashed uppercase T's for tracing. Below this are two sets of empty handwriting lines (top solid, middle dashed, bottom solid) for independent practice.

Lowercase t

Tracing practice for Lowercase t. The first row shows a solid lowercase t with stroke order arrows (1: vertical down, 2: horizontal right) followed by five dashed lowercase t's for tracing. Below this are two sets of empty handwriting lines (top solid, middle dashed, bottom solid) for independent practice.

Say the words. Color the pictures.


top



toothbrush



tortoise



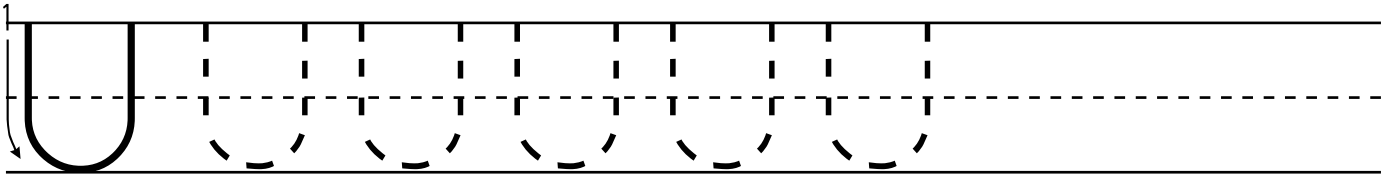
tree



**Identify and write the letters.**

Paste the  
Uu sticker  
here.

Uppercase U



\_\_\_\_\_

\_\_\_\_\_

\_\_\_\_\_

\_\_\_\_\_

\_\_\_\_\_

Lowercase u



\_\_\_\_\_

\_\_\_\_\_

\_\_\_\_\_

\_\_\_\_\_

\_\_\_\_\_

Say the words. Color the pictures.


umbrella



unicorn



up



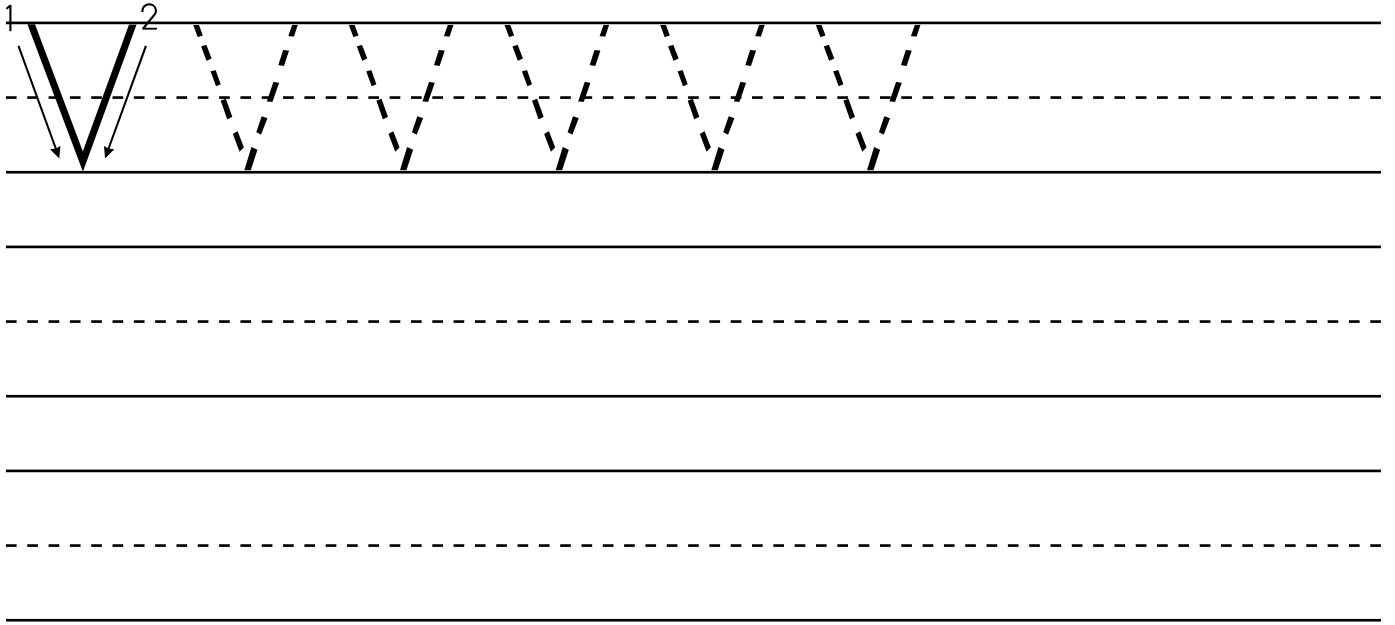
unicycle



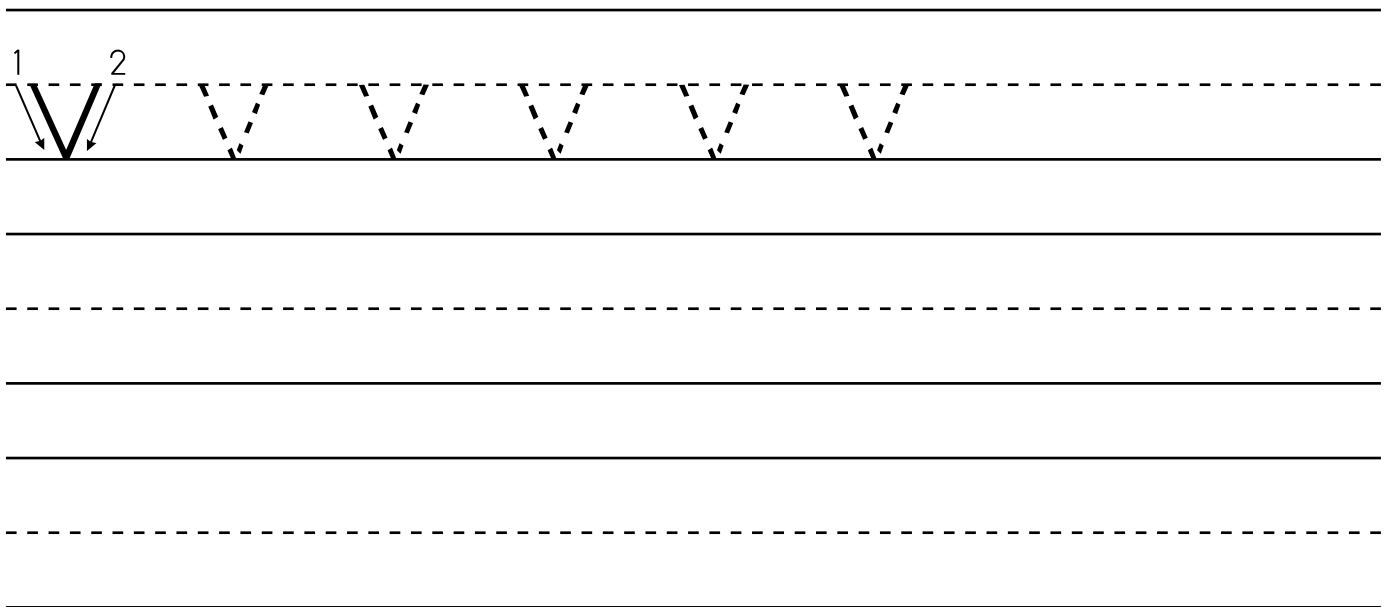
**Identify and write the letters.**

Paste the  
Vv sticker  
here.

Uppercase V



Lowercase v



Say the words. Color the pictures.

vest



violin



van



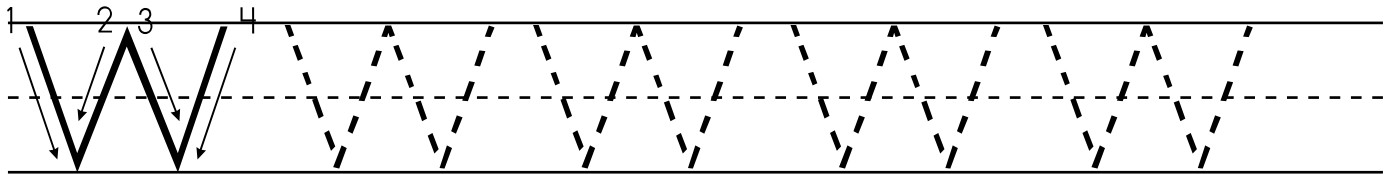
volcano



Identify and write the letters.

Paste the  
Ww sticker  
here.

Uppercase W




Lowercase w



Say the words. Color the pictures.


worm



watch



wagon



watermelon

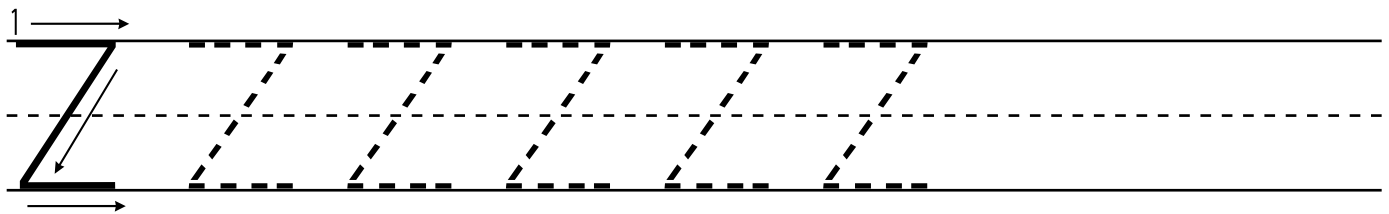
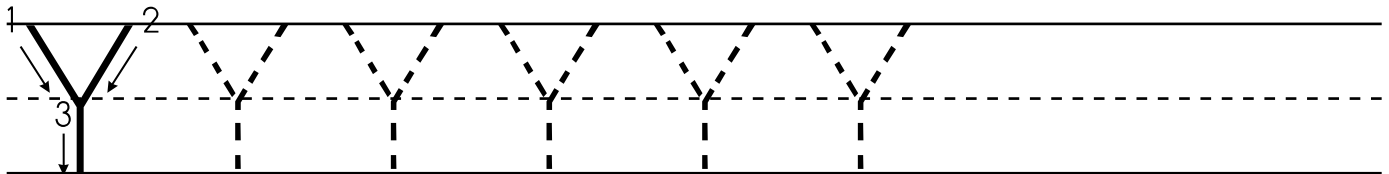
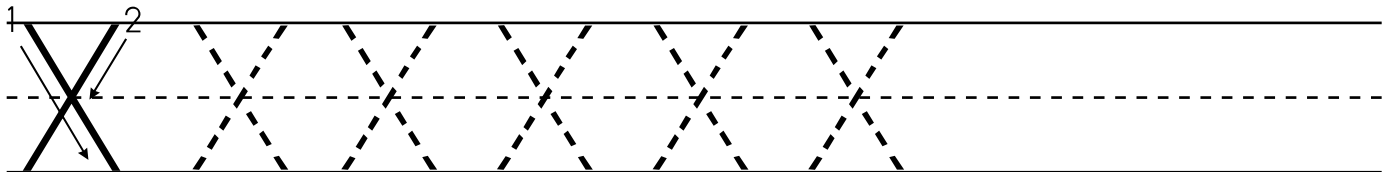




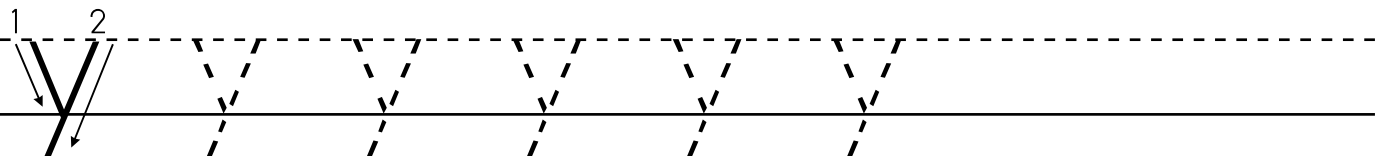
**Identify and write the letters.**

Paste the Xx sticker here.	Paste the Yy sticker here.	Paste the Zz sticker here.
----------------------------------	----------------------------------	----------------------------------



Uppercase X Y Z



Lowercase x y z



Say the words. Color the pictures.

 <p>x-ray</p>	 <p>xylophone</p>	 <p>yawn</p>
 <p>yacht</p>	 <p>yo-yo</p>	 <p>yarn</p>
 <p>zebra</p>	 <p>zipper</p>	 <p>zero</p>

**Draw lines to connect the matching uppercase and lowercase letters.**

Q	s
R	r
S	T
t	q

q	t
T	Q
r	s
S	R

R	Q
q	S
s	r
t	T

T	r
R	t
s	Q
q	S

**Draw lines to connect the matching uppercase and lowercase letters.**

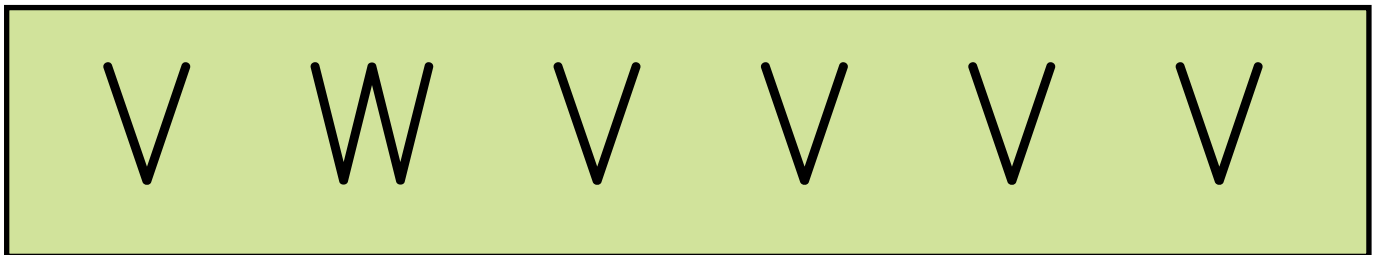
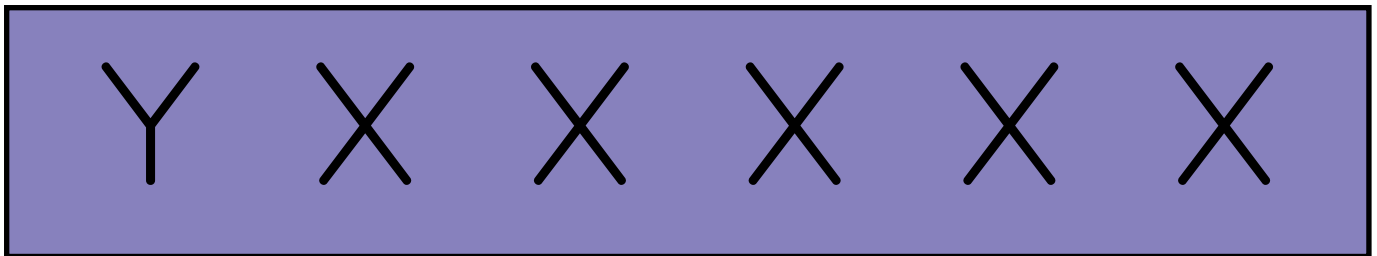

W	V
v	w
X	U
u	x

X	Y
y	x
Z	W
w	z

V	y
u	Z
Y	v
z	U

v	V
u	w
Y	y
W	U

**Circle the letter that is not the same as the others.**



**Circle the letter that is not the same as the others.**

p p q p p p

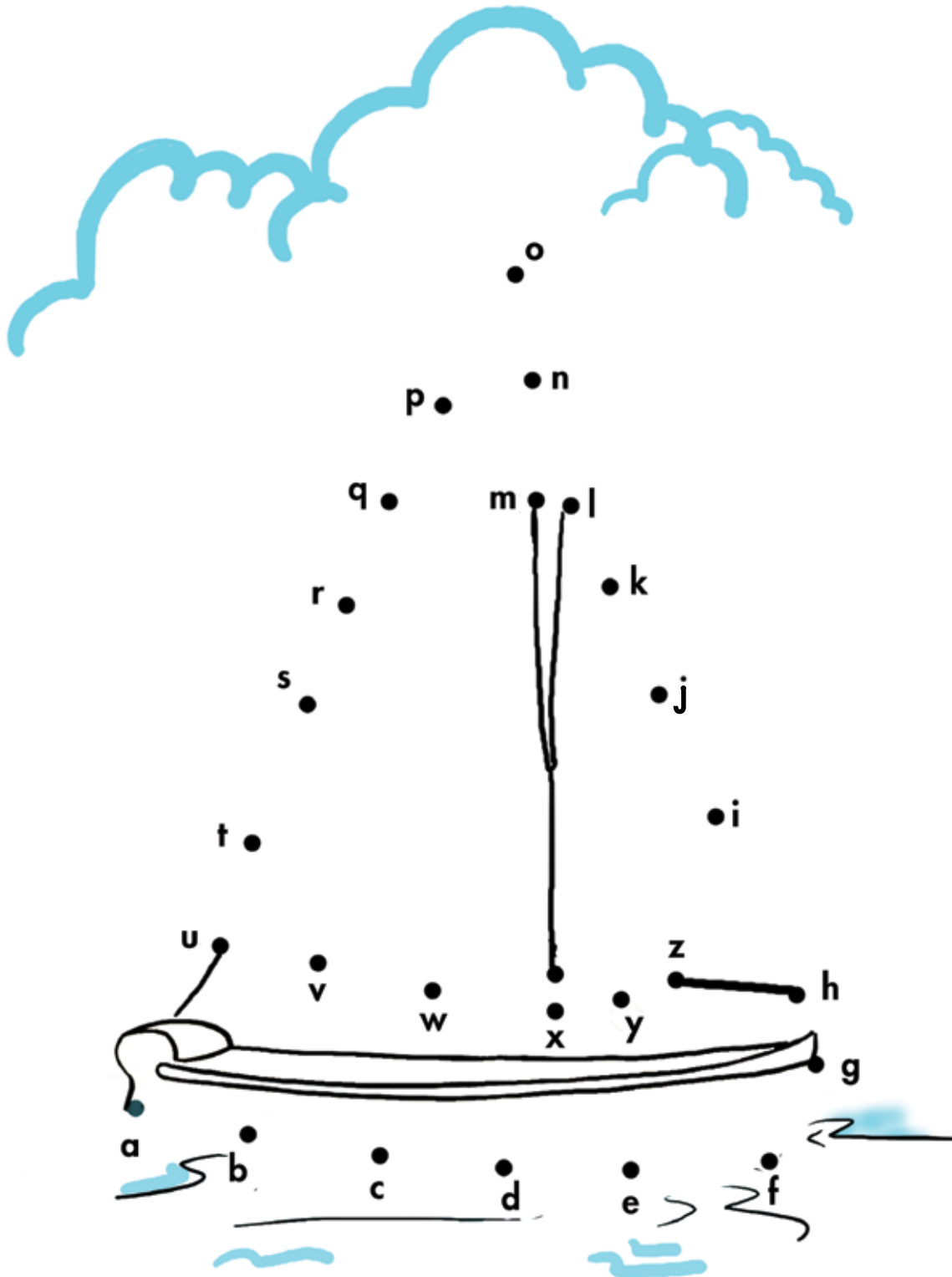
s s s z s s

u v u u u u

r r r r r t



# Connect the dots from **a** to **z**.

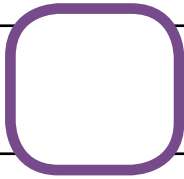




# Alphabet Practice Test

Choose the letter that comes next. Color in the bubble next to that letter.

## Example

C D E F 



S



G

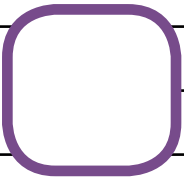


B



A

1.

A B C D 



A



O

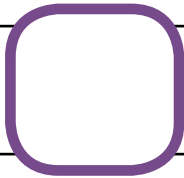


E



P

2.

E F G H 



Y



Q



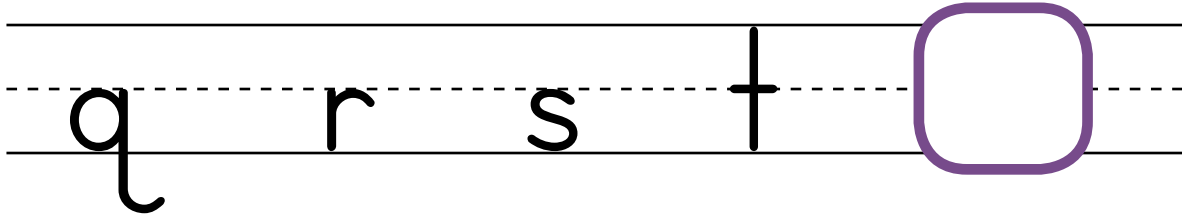
C



I

Choose the letter that comes next. Color in the bubble next to that letter.

3.



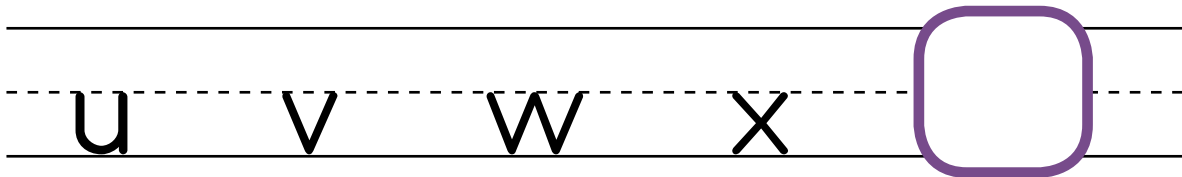
☐ i

☐ u

☐ h

☐ k

4.



☐ w

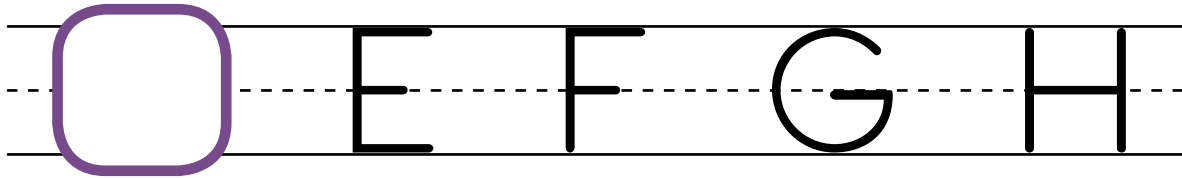
☐ l

☐ y

☐ q

Choose the letter that comes first. Color in the bubble next to that letter.

5.



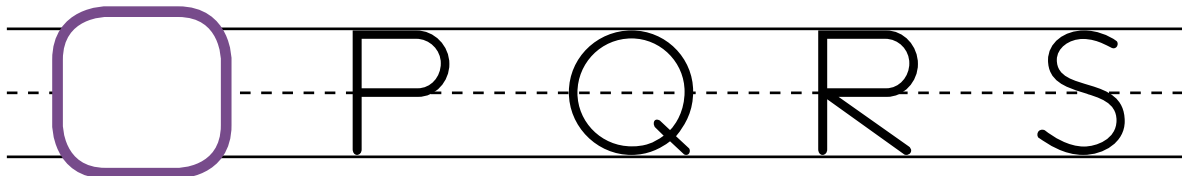
☐ A

☐ C

☐ B

☐ D

6.



☐ M

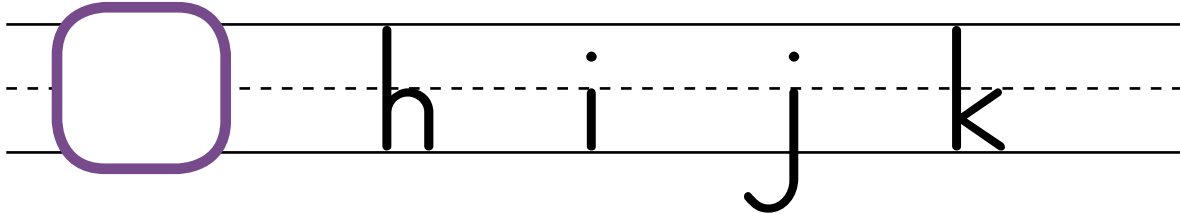
☐ O

☐ N

☐ P

Choose the letter that comes first. Color in the bubble next to that letter.

7.



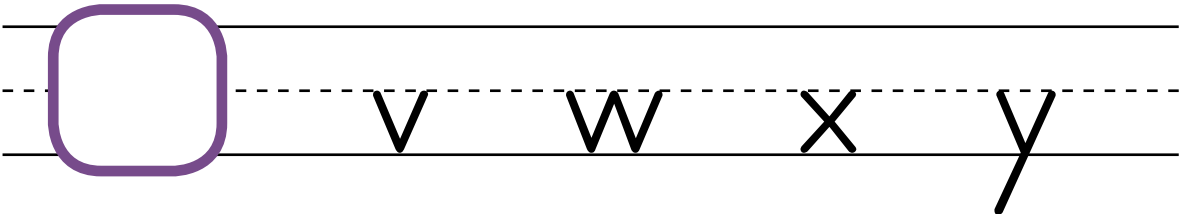
☐ f

☐ p

☐ g

☐ l

8.



☐ u

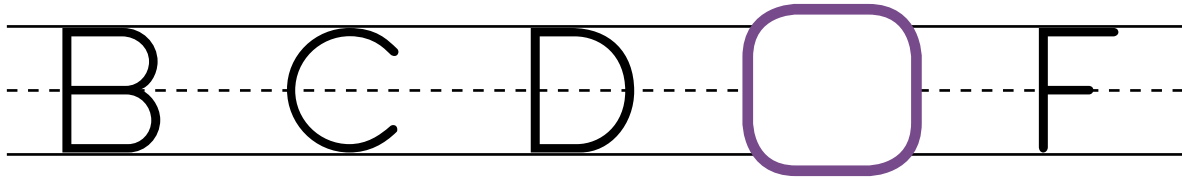
☐ s

☐ z

☐ t

Choose the letter that comes in the box. Color in the bubble next to that letter.

9.



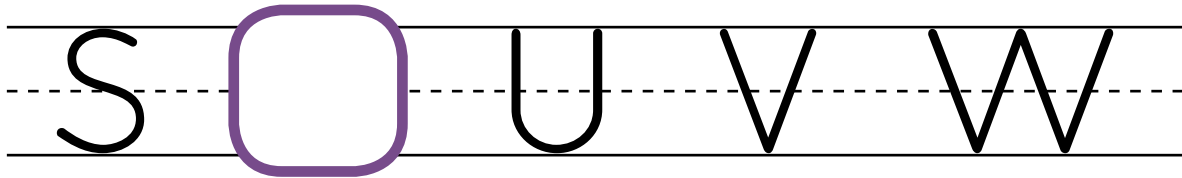
☐ A

☐ G

☐ E

☐ H

10.



☐ R

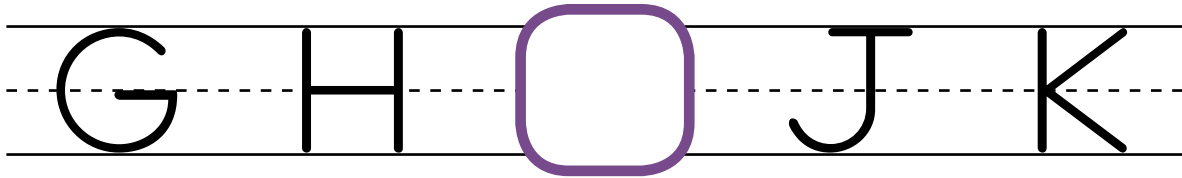
☐ T

☐ P

☐ X

Choose the letter that comes in the box. Color in the bubble next to that letter.

11.



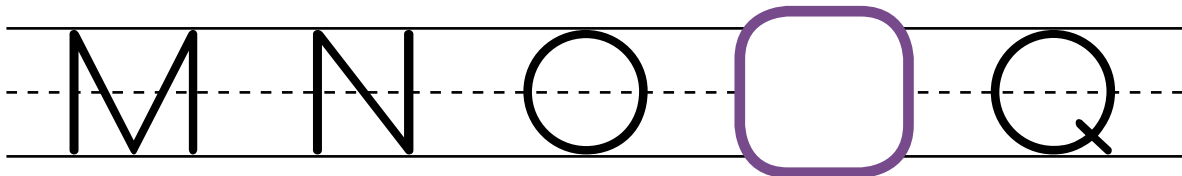
☐ I

☐ F

☐ L

☐ E

12.



☐ R

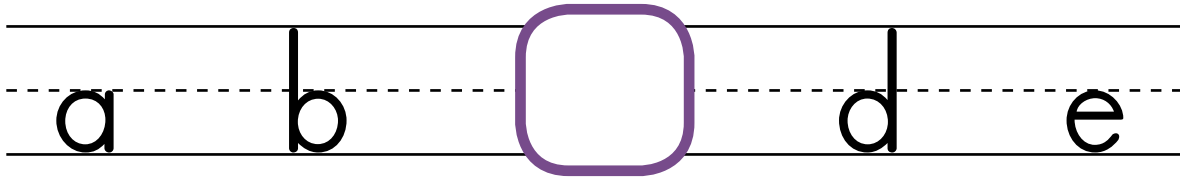
☐ T

☐ S

☐ P

Choose the letter that comes in the box. Color in the bubble next to that letter.

13.



c



o

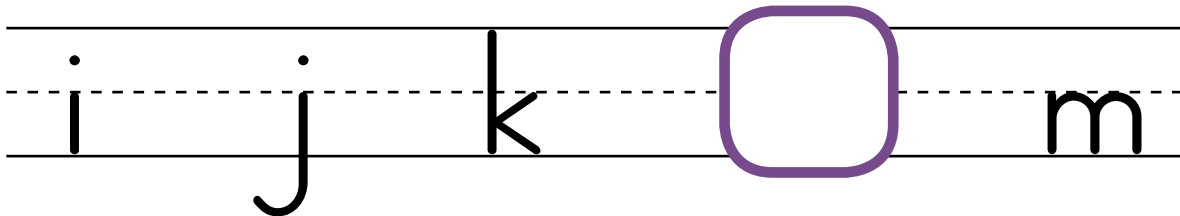


s



f

14.



p



l



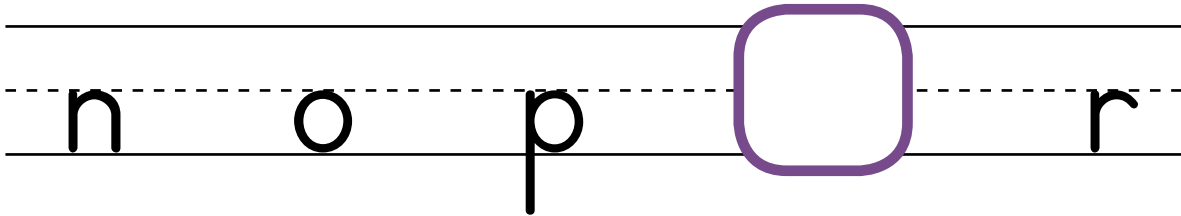
n



o

Choose the letter that comes in the box. Color in the bubble next to that letter.

15.



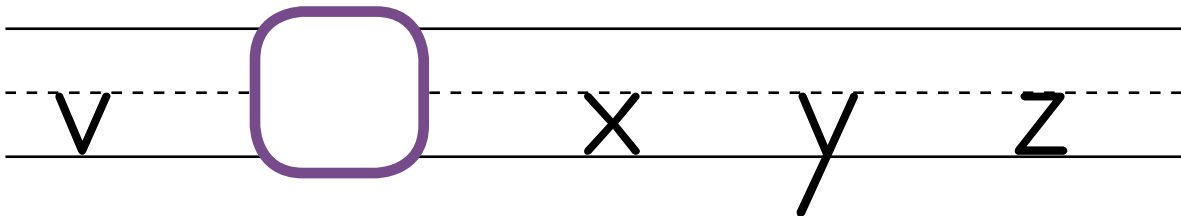
☐ b

☐ m

☐ q

☐ s

16.



☐ w

☐ q

☐ u

☐ r



Choose the word that contains the letter in the box. Color in the bubble next to that word.

17.

☐

umbrella

☐

violin

☐

water

☐

monkey

18.

☐

kangaroo

☐

fork

☐

tiger

☐

hammer

19.

☐

moon

☐

table

☐

nest

☐

guitar

# Answer Key

## Alphabet and Handwriting

### Page 6-21, 26-41, 46-61

Review that the child has formed appropriate letters, pasted correct stickers and colored the pictures.

### Page 22-23, 42-43, 62-63

Review that the child has matched uppercase and lowercase letters.

### Page 24-25, 44-45, 64-65

Review that the child has circled the letter that is not the same as the others.

### Page 66-67

Review that the child has followed the directions correctly.


### Page 68-76

- |          |           |          |
|----------|-----------|----------|
| 1. E     | 2. I      | 3. u     |
| 4. y     | 5. D      | 6. O     |
| 7. g     | 8. u      | 9. E     |
| 10. T    | 11. I     | 12. P    |
| 13. c    | 14. l     | 15. q    |
| 16. w    | 17. water | 18. fork |
| 19. moon |           |          |

 SCHOLASTIC

**Learning  
Express**

**Congratulations!**



Paste a photo or draw a  
picture of yourself.

I, \_\_\_\_\_

am a Scholastic Superstar!

I have completed Alphabet and Handwriting K1.




Presented on \_\_\_\_\_





For page 6



For page 8



For page 10



For page 12



For page 14



For page 16



For page 18



For page 20



For page 26



For page 28



For page 30



For page 32

**Mm**



For page 34

**Nn**



For page 36

**Oo**



For page 38

**Pp**



For page 40

**Qq**



For page 46

**Rr**



For page 48

**Ss**



For page 50

**Tt**



For page 52

**Uu**



For page 54

**Vv**



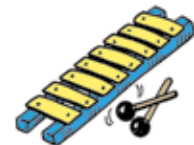
For page 56

**Ww**



For page 58

**Xx**



For page 60

**Yy**



For page 60

**Zz**



For page 60

