

Instruction

Butterfly Life Cycle:

- There are 2 pages dedicated to the butterfly life cycle. Examine and learn about the different stages of a butterfly's life.

Gap the Life Cycle Name:

- Find the page where you need to gap the life cycle names. Write the names of the butterfly life cycle stages in the correct order in the gaps provided.

Butterfly Life Notes:

- Explore the page with butterfly life notes. Read the information and take notes about each stage's key details and characteristics.

Butterfly 4-Step Different Questions:

- Across 4 pages, you will find different questions related to the butterfly life cycle. Answer each question based on your knowledge and understanding of the life cycle.

Cut and Paste Life Cycle Picture to Order:

- Complete the cut-and-paste activity where you need to cut out the pictures of the butterfly life cycle stages.
- Glue the pictures in the correct order to represent the sequential progression of the life cycle.

Life Cycle Wheel:

- Cut out the life cycle wheel provided on a specific page.
- Attach the different stages of the butterfly life cycle to the wheel in the correct order.
- Create a band by connecting the ends of the wheel, allowing you to rotate it and learn about the different stages.

Life Cycle Object Cut Paste Activity:

- Cut out the objects representing the butterfly life cycle stages.
Glue each object in the correct order to show the progression of the life cycle.

Life Cycle Trace and Write:

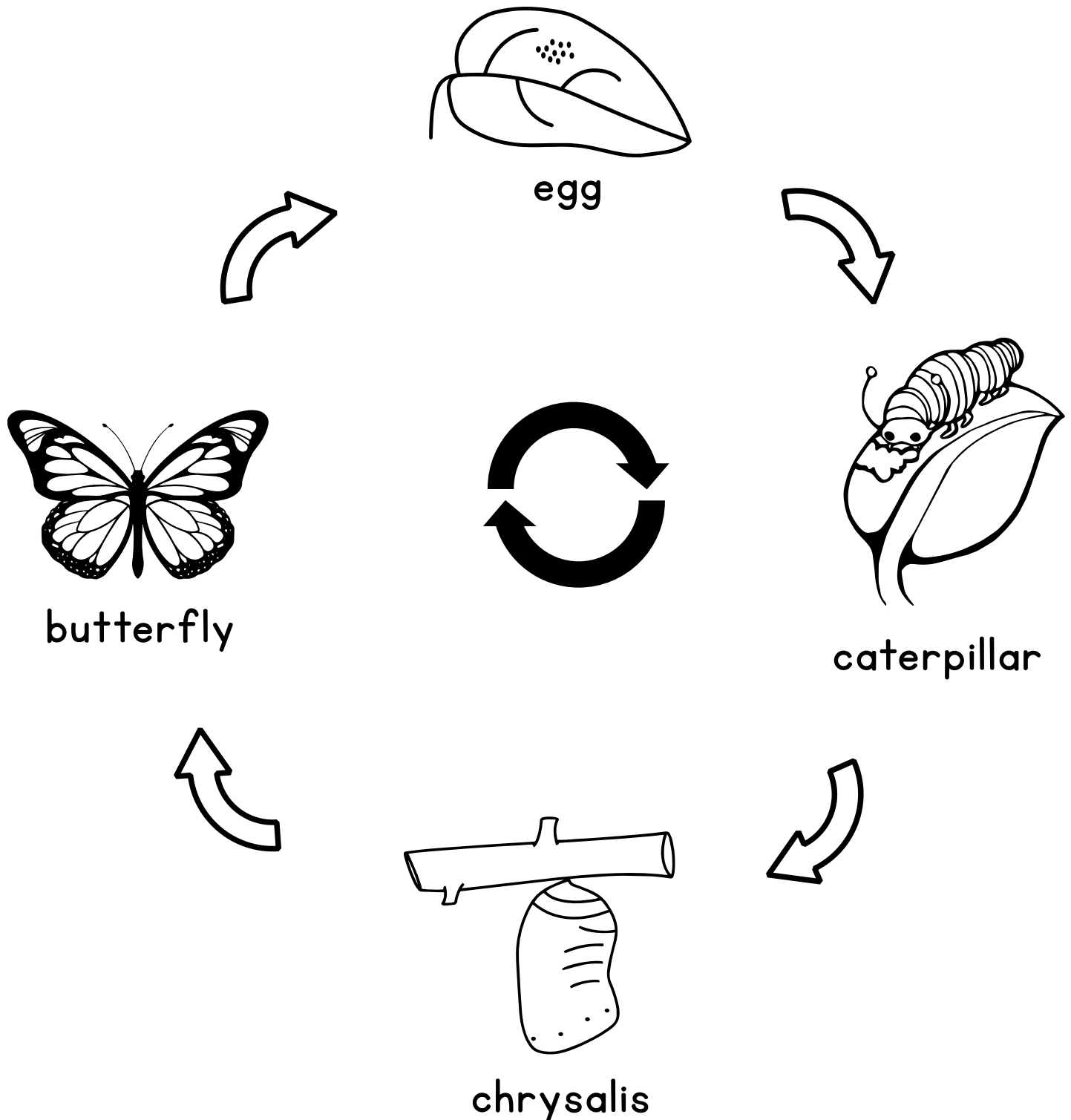
- Find the page where you need to trace and write the butterfly life cycle stages. Follow the dashed lines to practice writing each stage.

Emergent Reader Sentence:

- Read the sentences in the emergent reader book about butterflies. Practice your reading skills and enjoy learning more about these beautiful insects.




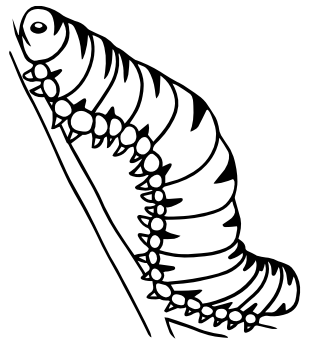
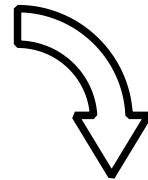

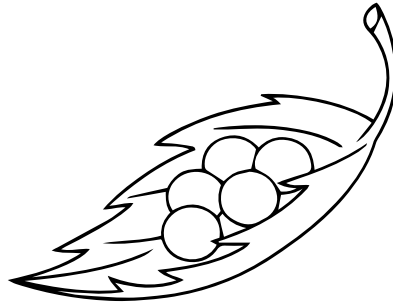
Name: _____

Butterfly Life Cycle



Name: _____


Butterfly Life Cycle





Name: _____

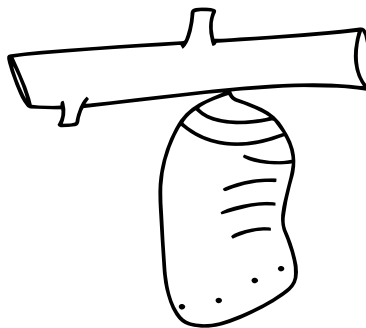
Butterfly Life Cycle

Write the correct word on each line to complete the life cycle.









CHRYSALIS

BUTTERFLY


EGG


CATERPILLAR


Name: _____

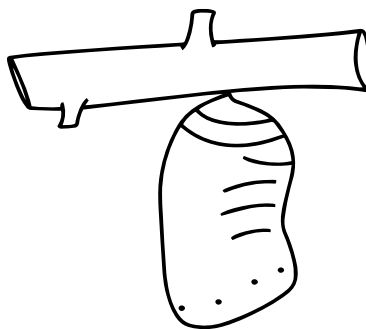
Butterfly Life Cycle

Write the correct word on each line to complete the life cycle.










Name: _____

Butterfly Life Cycle notes

Take notes about the life cycle of a butterfly key questions are provided
To help focus your thinking.

Egg



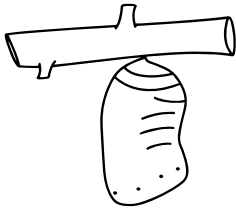
What hatches from the eggs laid by a butterfly?

Caterpillar




What does the caterpillar do to grow during its stage?

Chrysalis



What is the chrysalis made of?

Butterfly




What is the primary purpose of the adult butterfly stage?

Name: _____

Where do butterflies lay their eggs?


How long does it take for a butterfly egg to hatch?



Name: _____

What happens to the caterpillar's body inside the chrysalis?

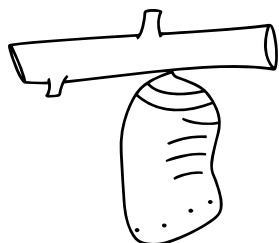
How long does the chrysalis stage typically last?



Name: _____

What do butterfly caterpillars eat?


How does a caterpillar move from one place to another?



Name: _____

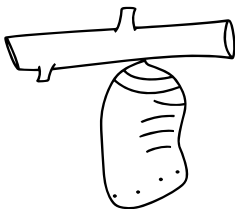



How do butterflies get their vibrant colors?

How do butterflies use their wings to fly?



Name: _____

Life Cycle of a Butterfly Matching Worksheet



chrysalis

butterfly



caterpillar

egg

Name: _____

Life Cycle of a Butterfly Matching Worksheet


Directions: Color each growing stage.
Then, cut and paste in order.



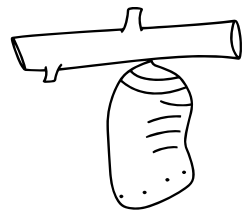
egg



caterpillar

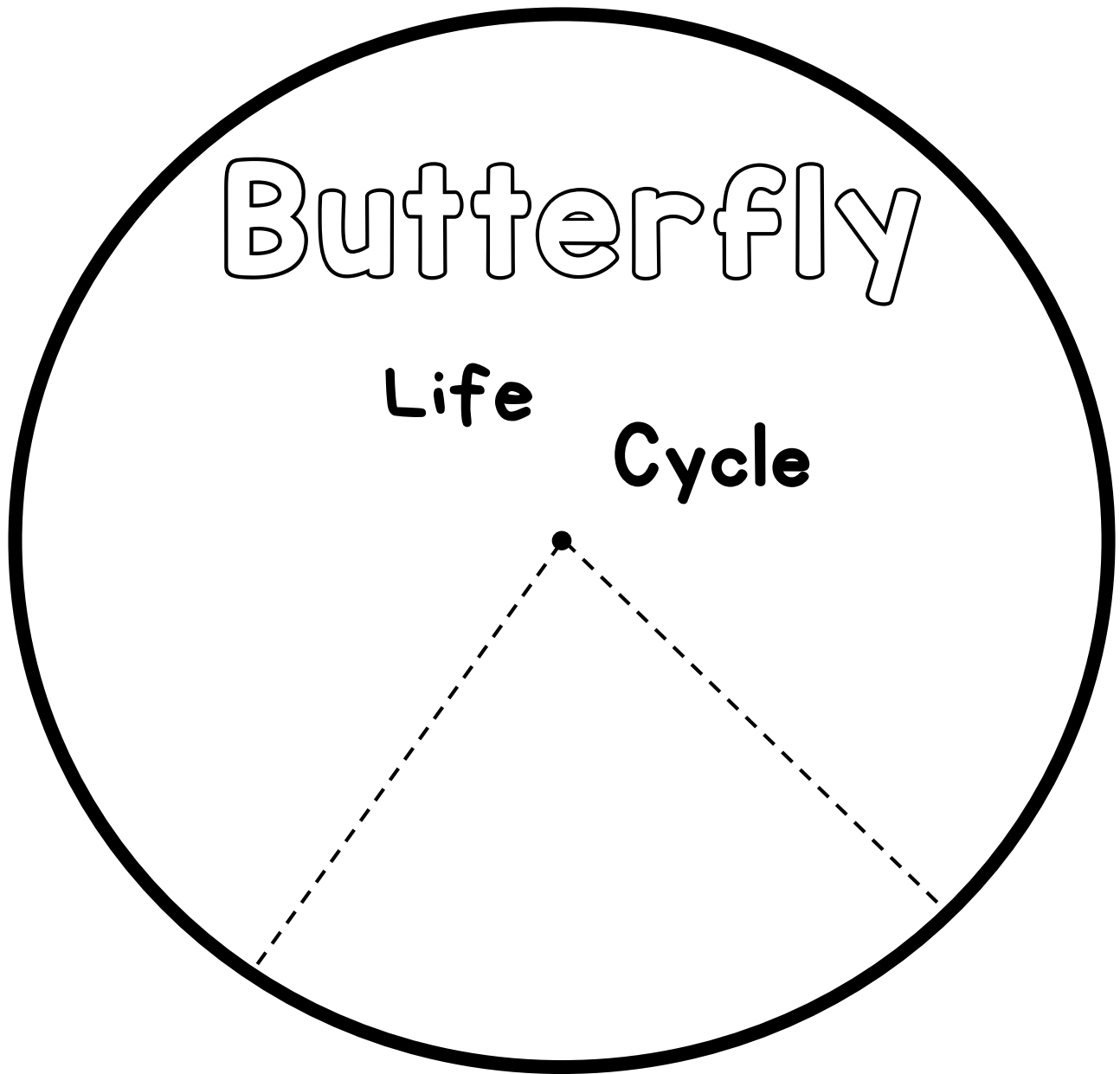


butterfly

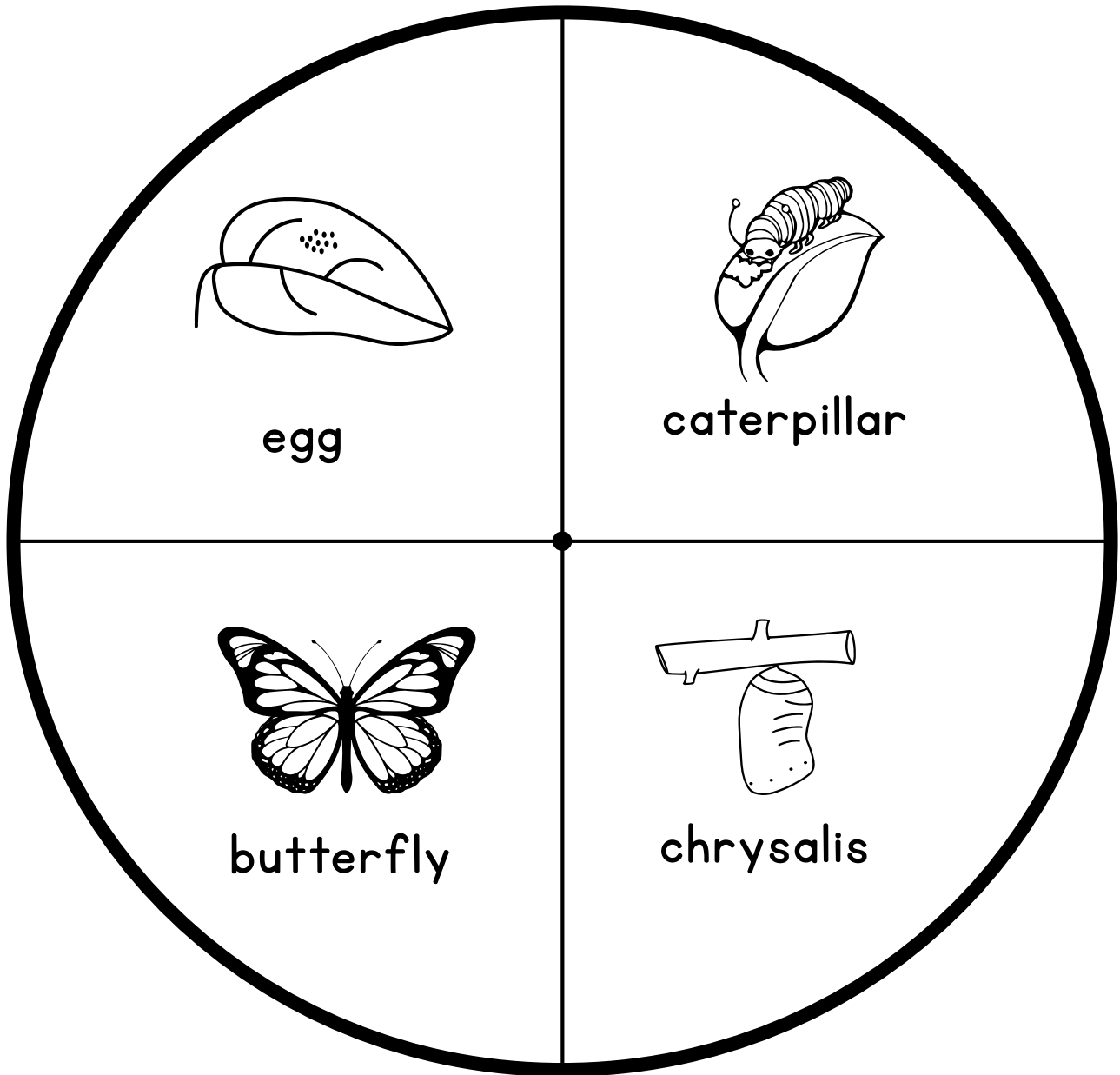


chrysalis


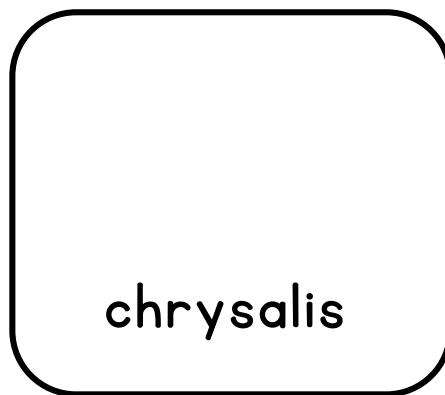

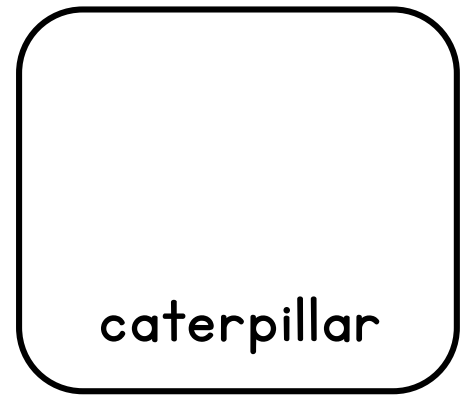


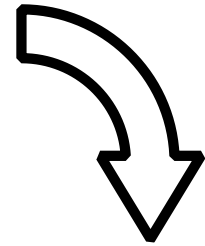
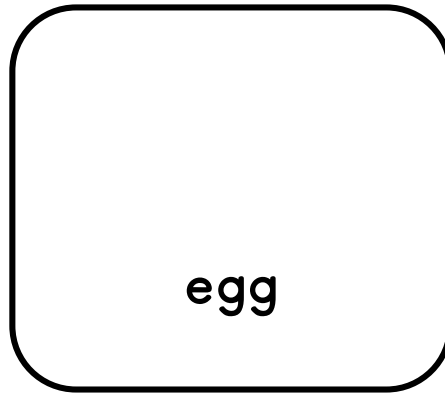

Life Cycle wheel




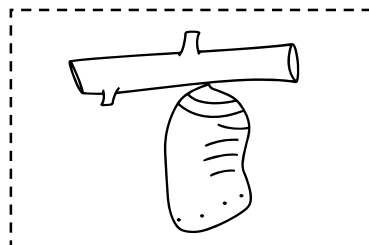

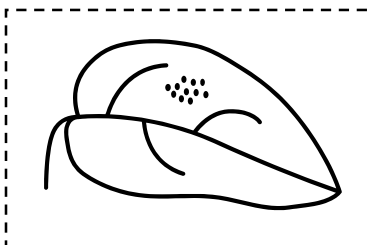
Life Cycle wheel



Butterfly Life Cycle

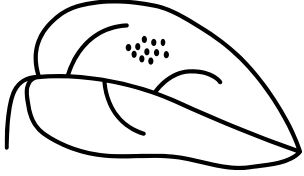


Cut and paste it.



Butterfly Life Cycle Tracing

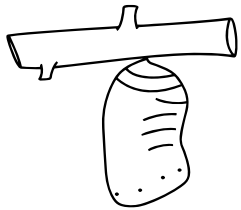
Direction: Color the picture and trace the words.




egg egg



caterpillar




chrysalis




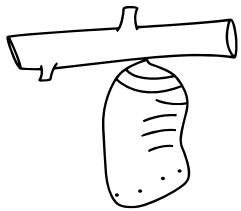
butterfly


Butterfly Life Cycle Tracing


Direction: Color the picture and write the picture's name.








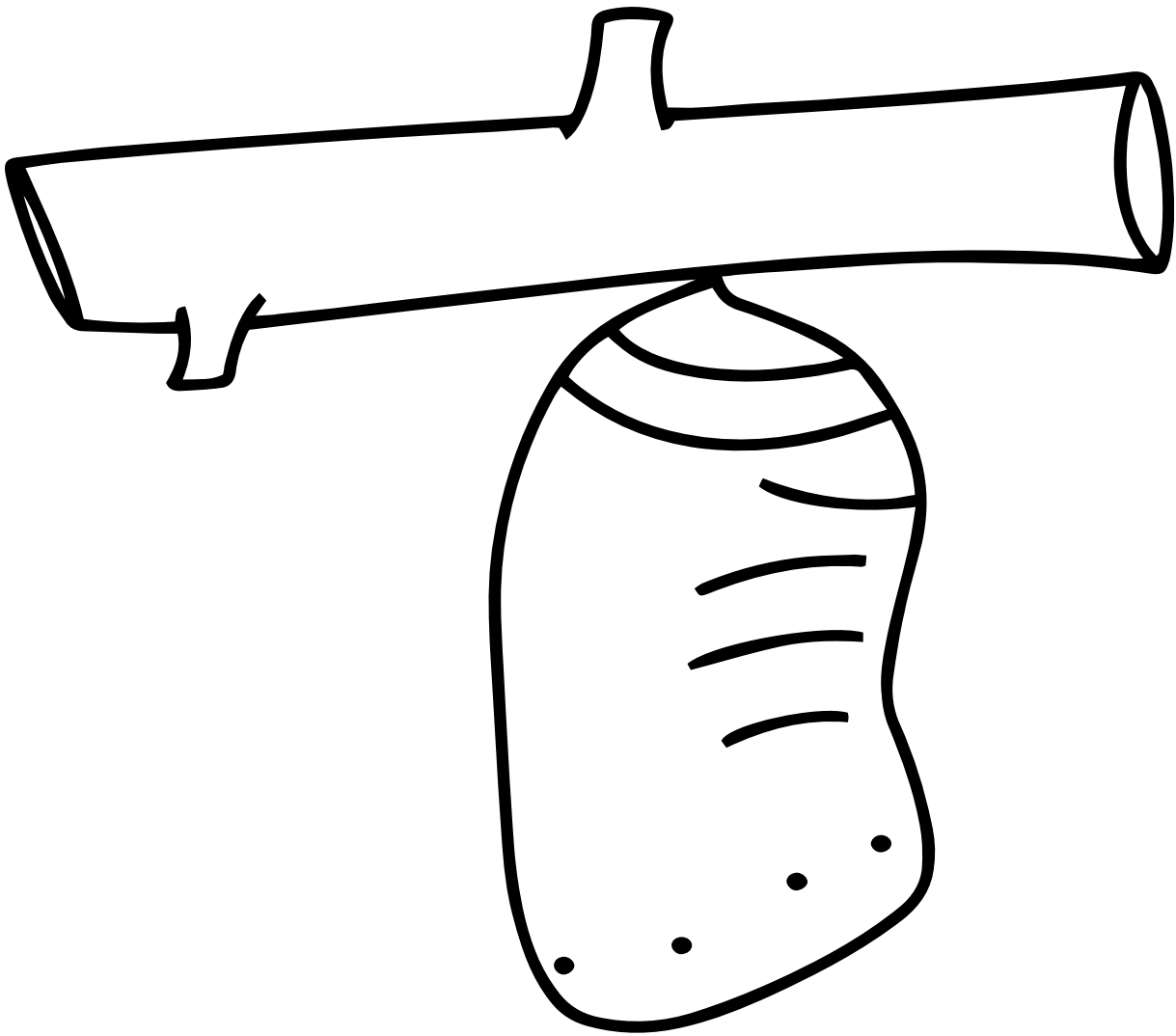





Here is the eggs.



Here is the caterpillar.



Here is the chrysalis.



Here is the Butterfly.