



Living and Non-living Things

Living





Non-living






How to identify living things?




1) Living things Grow.






2) Living things Eat and Breathe.







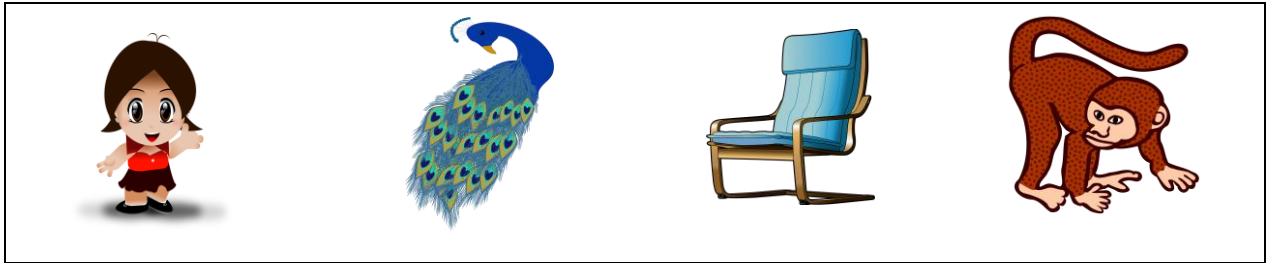
3) Living things Reproduce.





Exercise 1: Identify living things.

☐☐☐☐☐☐☐☐☐☐☐☐


Exercise 2: Circle the odd one in the group.



Exercise 3: Draw 3 living and 3 non-living things.

<p>Living</p> 	<p>Non-living</p> 

Exercise 4: Classify the living and non-living things.



Living	Non-living