

# 10 Printables to Spring into Spring

Spring has sprung! Celebrate the turn of the season with these buzz-worthy printables, full of flowers, raindrops, butterflies and everything Spring.

# Table of Contents

Spring Bucket List  
Spring Maze  
Color the Spring Flowers  
Springtime Addition  
String a Spring Banner  
Spring Find It!  
Write a Spring Story  
Tulip Diagram Coloring Page  
Draw the Life Cycle of a Butterfly  
Writing Prompt: Rainy Day  
Flower Crown  
Flower Count and Color  
Consonant Blends  
Spring Word Search  
Fractions of a Set: Spring Things

# SPRING

## BUCKET LIST

Family game night

Take a walk through a park

Take a tandem bike ride

**SPEND A DAY  
CLOUD GAZING**

Have a picnic

Bake a carrot cake

**MAKE A BIRD FEEDER**

Go garden viewing

Have a photoshoot in your  
favorite spring outfit

**PICK WILDFLOWERS TO  
MAKE A BOUQUET**

Have a river-rafting adventure

Go fishing

**EXPLORE TIDEPOOLS  
AT THE BEACH**

Spot a rainbow

Fly a kite

Paint a picture with watercolors

**DANCE IN THE RAIN**

Go mini-golfing

See a meteor shower

**MAKE A SIDEWALK CHALK MURAL**

Go horseback riding

Raise a caterpillar into a butterfly

Bake cupcakes



Spring cleaning

**VISIT A ZOO**

Start a vegetable garden

**FINGER PAINT A LANDSCAPE**

**Help the  
Butterfly find  
the Flower!**





Grade 1

# Springtime Addition

April showers bring May flowers! Add the numbers.

1.

$$\begin{array}{r} 3 \\ + 6 \\ \hline \end{array}$$

2.

$$\begin{array}{r} 6 \\ + 3 \\ \hline \end{array}$$

3.

$$\begin{array}{r} 2 \\ + 2 \\ \hline \end{array}$$

4.

$$\begin{array}{r} 5 \\ + 1 \\ \hline \end{array}$$

5.

$$\begin{array}{r} 4 \\ + 2 \\ \hline \end{array}$$

6.

$$\begin{array}{r} 1 \\ + 7 \\ \hline \end{array}$$

7.

$$\begin{array}{r} 1 \\ + 3 \\ \hline \end{array}$$

8.

$$\begin{array}{r} 2 \\ + 6 \\ \hline \end{array}$$

9.

$$\begin{array}{r} 3 \\ + 2 \\ \hline \end{array}$$

10.

$$\begin{array}{r} 2 \\ + 4 \\ \hline \end{array}$$

11.

$$\begin{array}{r} 7 \\ + 1 \\ \hline \end{array}$$

12.

$$\begin{array}{r} 1 \\ + 1 \\ \hline \end{array}$$

# Spring Banner



This project works best printed on heavy paper!

**1** Print, then color in as many pictures as you like. Ask a grown-up to help cut out the shapes. To determine how much string, ribbon or yarn you will need, place all of the finished pieces in a line and measure. Be sure to add about an inch or two for spacing in between the shapes and several inches at both ends for tying. You will also need a hole punch or a pen.

**2** Punch holes where indicated on the shapes. If you don't have a hole punch, ask an adult to make the holes carefully with a ball point pen.

**3** Next, thread each shape onto your ribbon keeping the longest sections of ribbon on the back of each shape. If the shapes are loose and don't stay in place on the banner, add a piece of tape to the back of each to secure the ribbon to the paper.

Have a grown-up help tape or tie your banner up in your room or anywhere in the house where there's room!  
If the weather is good you can even hang it outside!

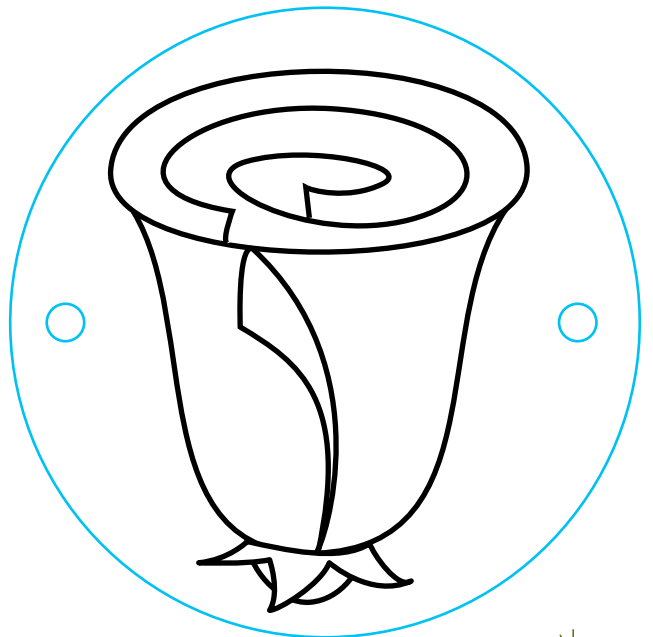


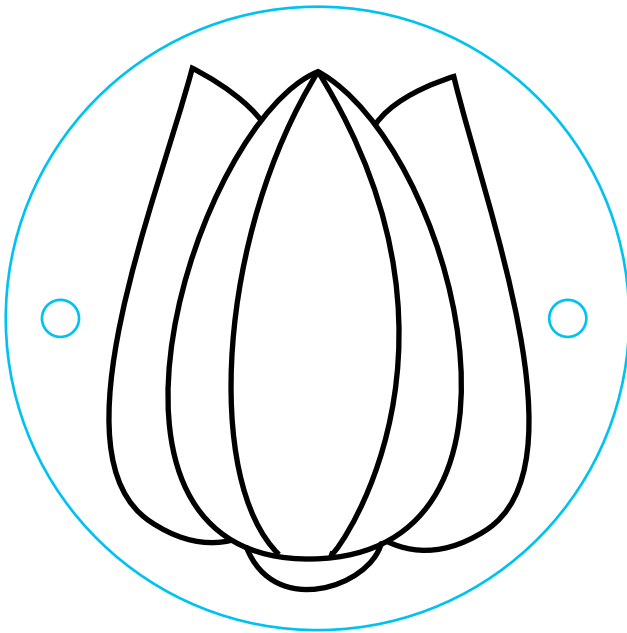



# Spring Banner

page 2







This project works best printed  
on heavy paper!





# Spring Find It!

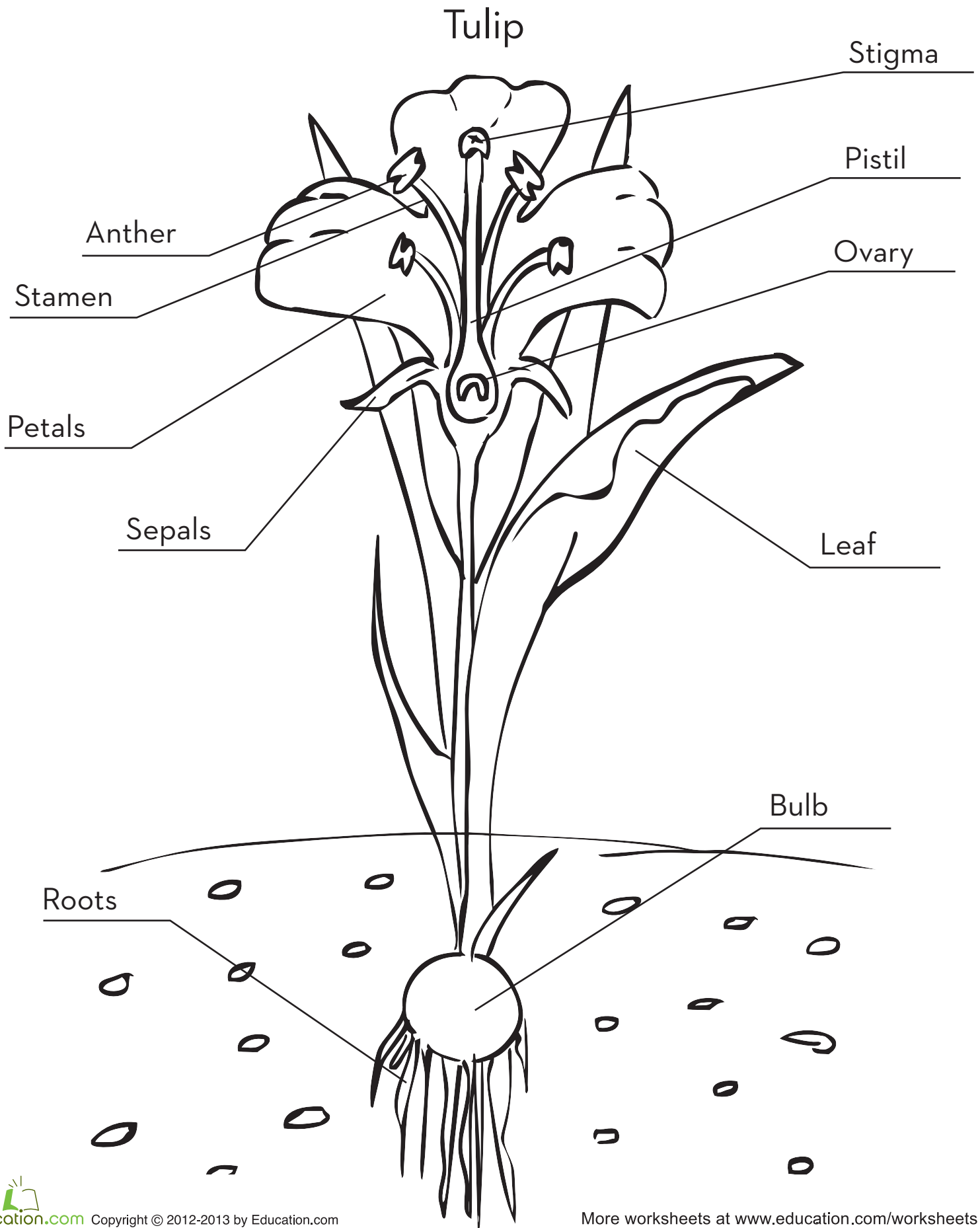
Find and circle the two matching flowers in each box below.  
Hint: They'll be the same size and color.



Write a story about a spring day and illustrate it.



# spring flowers



# Science Draw the life cycle of a Butterfly



Draw in the four life stages of a butterfly

1

## Eggs

A butterfly lays her eggs on a plant, so that the caterpillars will have something to eat when they hatch.

2

## Caterpillar

The job of a caterpillar is to eat, eat, eat! Caterpillars can grow up to two inches long in just a few weeks.

3

## Chrysalis

The caterpillar attaches itself upside down to a twig and transforms into a chrysalis to protect it while it turns into a butterfly.

4

## Butterfly

When the butterfly hatches from its chrysalis, it becomes time to mate and find a place to lay eggs.

Here are some step-by-step drawings to help you get started!


1



2



3



4



# It's raining, it's pouring...

What do you like to  
do on a rainy day?



# Flower Crown

## Materials Needed:

- Card stock  
(or any thick paper)
- Scissors
- Glue
- Crayons or markers

## Tip:

Print out multiple sheets if you want more flowers for your crown!

## Instructions:

Print out this page.

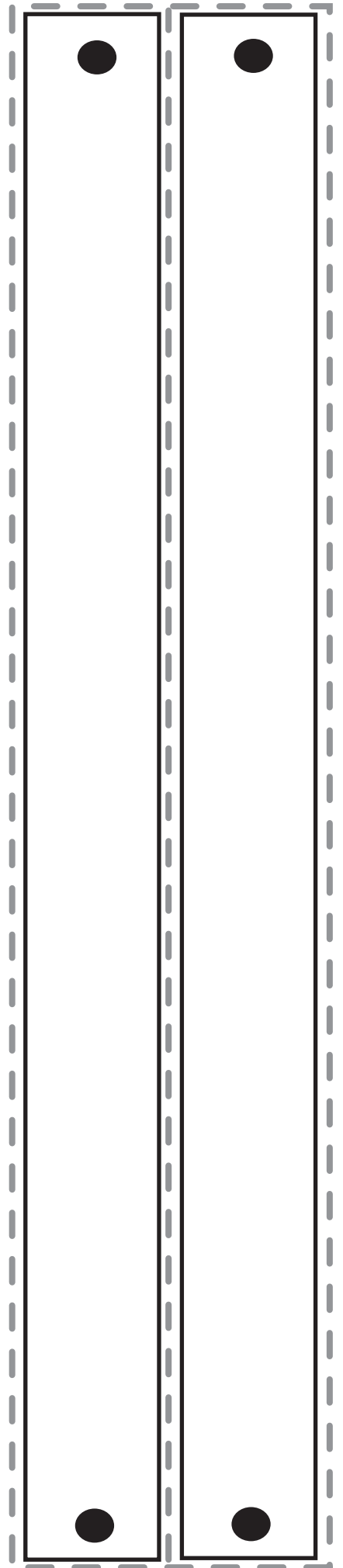




Cut out all pieces on the dotted lines.

Color and decorate the flowers.

Wrap the head band into a circle that will fit to your head. Glue the black dots together.







If needed, glue the extra strip to make the band larger.

Decorate the band with your flowers.



# Spring Flowers

Spring brings many colorful flowers. Read the directions and color the flowers the correct colors.



Color the second flower blue. Color the fifth flower yellow.

Color the third flower purple. Color the first flower red.

Color the fourth flower orange. Color the sixth flower pink.



Name \_\_\_\_\_

Date \_\_\_\_\_

## ENJOY THE SPRING!

Add the right letters to the words below as you read the article.  
After you use the consonant blends below, color them in!

FL SH BL  
GR BR SP

They say that April \_\_\_\_\_owers  
bring May flowers, and that  
saying rings true as this year's  
\_\_\_\_\_ring readies itself for  
another beautiful time! Tulips,  
lilies, and daffodils start  
sprouting, their \_\_\_\_\_een grassy  
stalks and leaves growing under  
the \_\_\_\_\_ight sunlight. When  
flowers \_\_\_\_\_oom, that's when  
baby animals bounce to life.  
Spring is always the best of  
times, filled with \_\_\_\_\_owers  
and new life all around.





# spring word search

Name \_\_\_\_\_

Date \_\_\_\_\_



B E E H L O E F M P P K K  
U E L E F M A F L O W E R  
T F X Y Q F S D A B I M F  
T W I N D Y T H P D R A D  
E D K Q G G E U R U B R S  
R A I N V P R L I S S C T  
F J K J B Q Q F L D D H U  
L G P A S S O V E R R J L  
Y F E F E B B C A A G L I  
B U D F D C C W M A Y K P

## Word Bank

BUD

WINDY

MARCH

MAY

EASTER

PASSOVER

BUTTERFLY

RAIN

APRIL

BEE

TULIP

FLOWER



# Fractions Of A Set: Spring Things

Let's practice writing fractions!

Please look at the example then complete the rest of the worksheet.


**Example:**

Here is a set of 3 Easter eggs.

How many Easter eggs are yellow?

1 out of a total of 3 eggs are yellow. We can write this as a fraction:  $\frac{1}{3}$

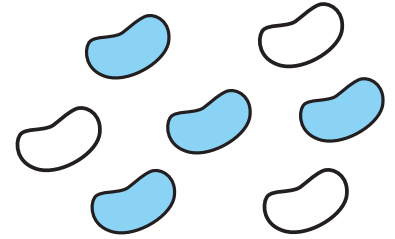
How many Easter eggs are white?  $\frac{2}{3}$



Here is a set of 7 jelly beans.

How many jelly beans are blue? \_\_\_\_\_


How many are white? \_\_\_\_\_



How many bunnies are there in all? \_\_\_\_\_ bunnies

How many are white? \_\_\_\_\_

How many are purple? \_\_\_\_\_




How many chicks are there in all? \_\_\_\_\_

How many are white? \_\_\_\_\_

How many are green? \_\_\_\_\_

How many are orange? \_\_\_\_\_



How many tulips are there in all? \_\_\_\_\_

How many are pink? \_\_\_\_\_

How many are yellow? \_\_\_\_\_

How many do not have leaves? \_\_\_\_\_

How many have leaves? \_\_\_\_\_


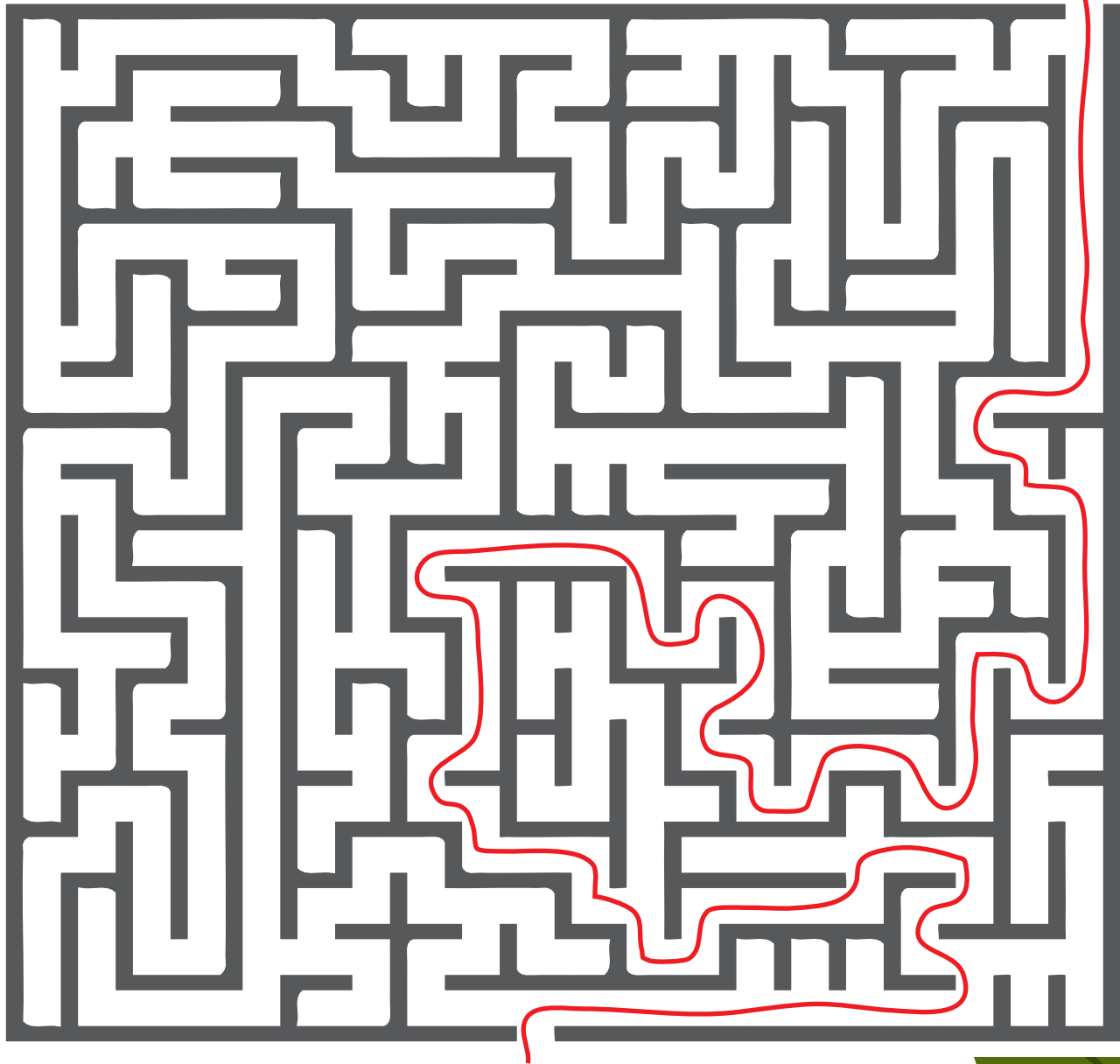


# Answer Sheets

## 10 Printables to Spring into Spring

Spring Maze  
Springtime Addition  
Consonant Blends  
Spring Word Search  
Fractions of a Set: Spring Things

**Help the  
Butterfly find  
the Flower!**



Answers  
Grade 1

# Springtime Addition

April showers bring May flowers! Add the numbers.

1.

$$\begin{array}{r} 3 \\ + 6 \\ \hline 9 \end{array}$$

2.

$$\begin{array}{r} 6 \\ + 3 \\ \hline 9 \end{array}$$

3.

$$\begin{array}{r} 2 \\ + 2 \\ \hline 4 \end{array}$$

4.

$$\begin{array}{r} 5 \\ + 1 \\ \hline 6 \end{array}$$

5.

$$\begin{array}{r} 4 \\ + 2 \\ \hline 6 \end{array}$$

6.

$$\begin{array}{r} 1 \\ + 7 \\ \hline 8 \end{array}$$

7.

$$\begin{array}{r} 1 \\ + 3 \\ \hline 4 \end{array}$$

8.

$$\begin{array}{r} 2 \\ + 6 \\ \hline 8 \end{array}$$

9.

$$\begin{array}{r} 3 \\ + 2 \\ \hline 5 \end{array}$$

10.

$$\begin{array}{r} 2 \\ + 4 \\ \hline 6 \end{array}$$

11.

$$\begin{array}{r} 7 \\ + 1 \\ \hline 8 \end{array}$$

12.

$$\begin{array}{r} 1 \\ + 1 \\ \hline 2 \end{array}$$

Name \_\_\_\_\_

Date \_\_\_\_\_

## ENJOY THE SPRING!

Add the right letters to the words below as you read the article.  
After you use the consonant blends below, color them in!

FL SH BL  
GR BR SP


They say that April SHowers bring May flowers, and that saying rings true as this year's SPring readies itself for another beautiful time! Tulips, lilies, and daffodils start sprouting, their GReen grassy stalks and leaves growing under the BRight sunlight. When flowers BLoom, that's when baby animals bounce to life. Spring is always the best of times, filled with FLowers and new life all around.



# spring word search

Name \_\_\_\_\_

Date \_\_\_\_\_



## Word Bank

BUD	WINDY	MARCH	MAY	EASTER	PASSOVER
BUTTERFLY	RAIN	APRIL	BEE	TULIP	FLOWER



# Fractions Of A Set: Spring Things

Let's practice writing fractions!

Please look at the example then complete the rest of the worksheet.


**Example:**

Here is a set of 3 Easter eggs.

How many Easter eggs are yellow?

1 out of a total of 3 eggs are yellow. We can write this as a fraction:  $\frac{1}{3}$

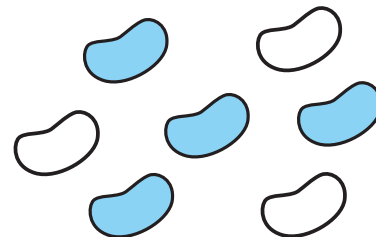
How many Easter eggs are white?  $\frac{2}{3}$



Here is a set of 7 jelly beans.

How many jelly beans are blue?  $\frac{4}{7}$


How many are white?  $\frac{3}{7}$



How many bunnies are there in all?  $\frac{4}{4}$  bunnies

How many are white?  $\frac{3}{4}$

How many are purple?  $\frac{1}{4}$




How many chicks are there in all?  $\frac{6}{6}$  chicks

How many are white?  $\frac{3}{6}$

How many are green?  $\frac{1}{6}$

How many are orange?  $\frac{2}{6}$



How many tulips are there in all?  $\frac{10}{10}$  tulips

How many are pink?  $\frac{6}{10}$

How many are yellow?  $\frac{4}{10}$

How many do not have leaves?  $\frac{3}{10}$

How many have leaves?  $\frac{7}{10}$

