

Our 10 Best First Grade Money Worksheets

Help your child learn all about pennies, nickels, dimes, quarters and dollars with these great first grade money math worksheets.

Table of Contents

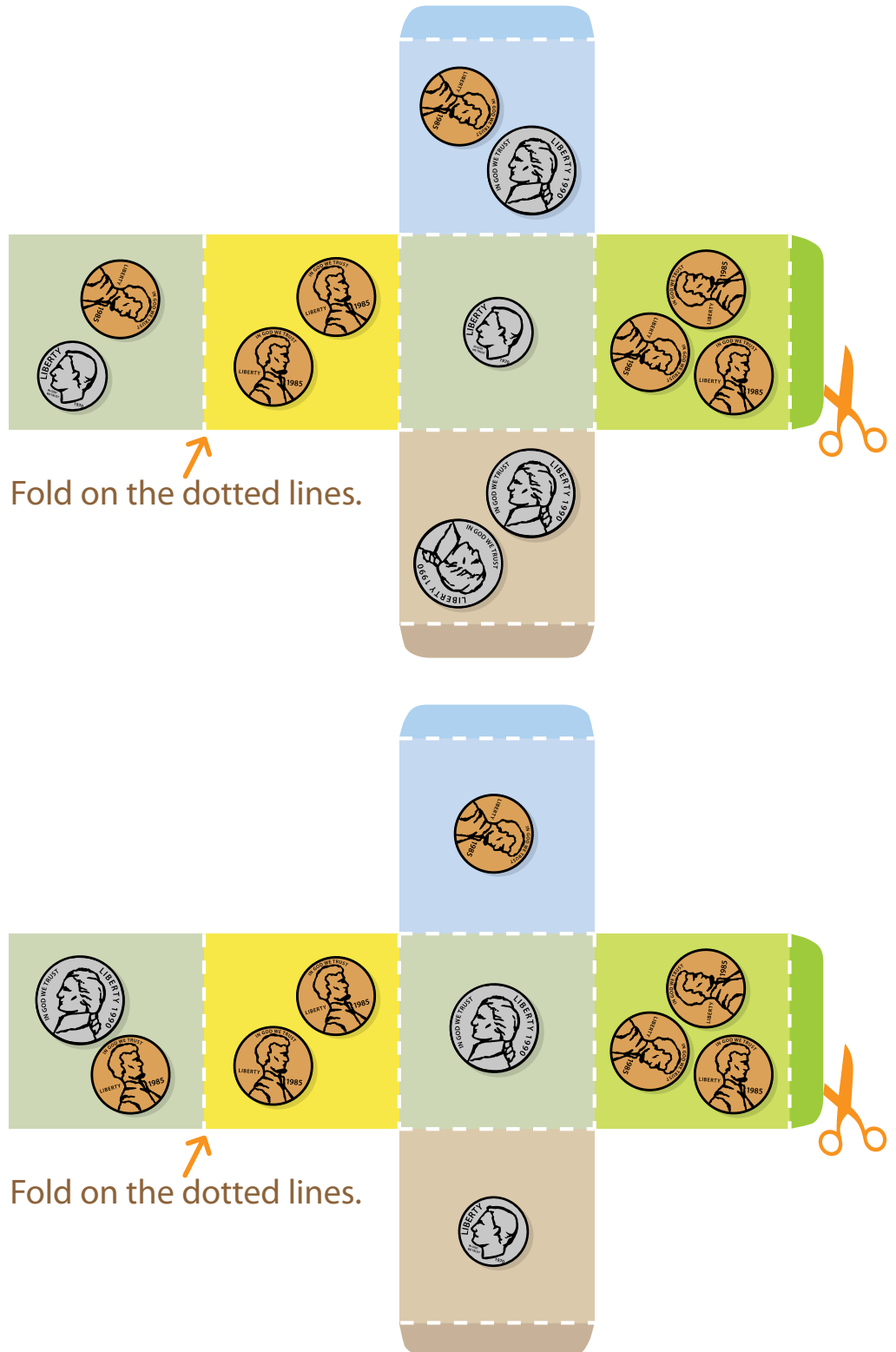
Play Dice Coin Counting!	
Counting Quarters	
Counting Coins: Pennies, Nickels, and Dimes	
Counting Coins: Shopping with Quarters	
Counting Coins in the Piggy Bank	
Count the Coins	
Counting Money III	
Counting Coins: Present Math II	
Counting Pennies	
Practice Test: Counting Money	

1st Grade Add Up the Dice! Math

COUNTING COINS

Have a grown-up cut out and put both dice together. Roll the dice, then add up the coins shown.
Use the handy list on this page to write down your answers.

ANSWERS



Quarters and Cents

1 **QUARTER** is the same as **25 CENTS**.



25¢

Count the **QUARTERS** and write the number of **CENTS** on each line.



¢



¢



¢

Count the **QUARTERS** and write the number of **DOLLARS** on the line.



\$



1st Grade Counting Coins

Write the correct amount of money in the space.



=



=



=



=



=

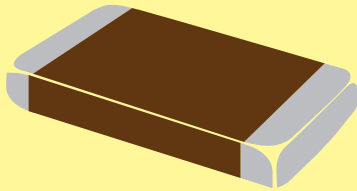
Shopping with Quarters

How many quarters do you need to buy each piece of candy?
Cut out the quarters and glue the correct amount next to the candy.


50¢



\$1



25¢



Counting Coins

Add the value of the coins in each piggy bank.
Write the total amount below each pig.



_____ ¢



_____ ¢



_____ ¢











_____ ¢

Counting Coins


How many coins are in each row? Write the answer in the blue box.

Add the coins up and write the total amount in the pink box.


	<div></div>	<div></div> ¢
	<div></div>	<div></div> ¢
	<div></div>	<div></div> ¢
	<div></div>	<div></div> ¢
	<div></div>	<div></div> ¢
	<div></div>	<div></div> ¢
	<div></div>	<div></div> ¢
	<div></div>	<div></div> ¢

Counting Money

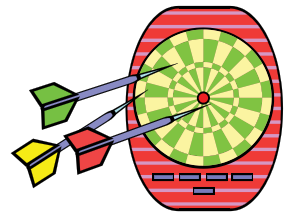

Cut out the coins and glue them to equal the amount shown.



11¢



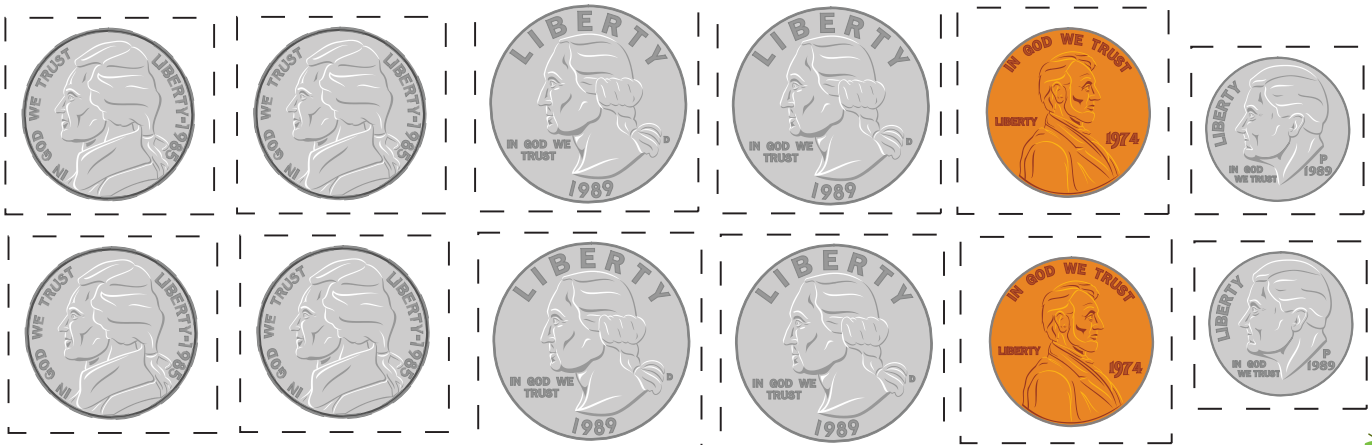

30¢



75¢



26¢



1st Grade Present Math

COUNTING COINS

Circle the coins you need to equal the number on the present.



=



=

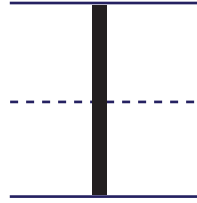


=




Pennies and Cents

1 PENNY is the same as 1 CENT.



Count the **PENNIES** and write the number of **CENTS** on each line.















Counting Money

Circle the correct answer.

1.



1¢

5¢

10¢

2.



1¢

5¢

10¢

3.



1¢

5¢

10¢

4.



5¢

6¢

7¢

5.



10¢

15¢

20¢

6.



60¢

50¢

40¢

7.



6¢

27¢

28¢

8.



12¢

17¢

20¢

9.

Jenny has 45¢. The chocolate bar she wants to buy is 85¢. How much more money does Jenny need?

30¢

35¢

40¢

10.

Christopher has 50¢.
Wendy has 45¢.
How much money do they have altogether?

85¢

95¢

99¢









Answer Sheets

Our 10 Best First Grade Money Worksheets

Practice Test: Counting Money

Counting Money

Circle the correct answer.

1.		1¢ 5¢ 10¢	2.		1¢ 5¢ 10¢
3.		1¢ 5¢ 10¢	4.		5¢ 6¢ 7¢
5.		10¢ 15¢ 20¢	6.		60¢ 50¢ 40¢
7.		6¢ 27¢ 28¢	8.		12¢ 17¢ 20¢
9.	Jenny has 45¢. The chocolate bar she wants to buy is 85¢. How much more money does Jenny need?		30¢ 35¢ 40¢		
10.	Christopher has 50¢. Wendy has 45¢. How much money do they have altogether?		85¢ 95¢ 99¢		