


# EARLY FINISHERS

## ACTIVITY BOOK



Name \_\_\_\_\_




# COLORING FUN

## Instructions :

Color the picture below with your own favorite colors.

How many different colors can you use to make the seashells vibrant?






# LET'S DRAW THIS IS ME



Draw your self-portrait, including your face and details. Decorate around it with markers or colored pencils, adding pictures, symbols, or words for your interests. Use magazine pictures too if available. Take your time, be colorful, and let your creativity shine!





# COLORING FUN

## Instructions :

Color the picture below with your own favorite colors.

How many different colors can you use to make suitcase vibrant?




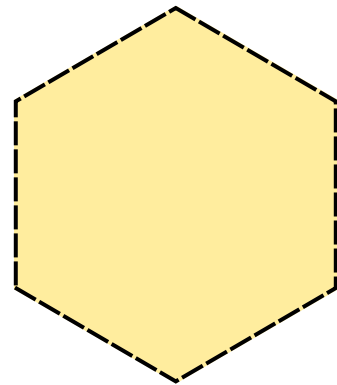
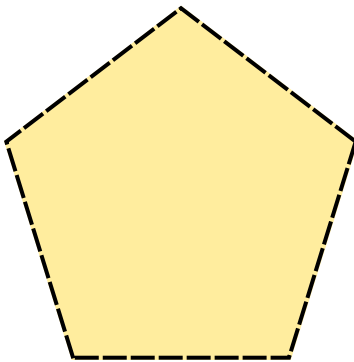
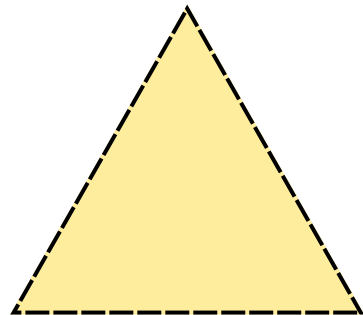






# TRACING TIME

## SHAPES

Trace the outline of different shapes. Pay attention to the shape's curves and corners as you trace along the dotted lines.






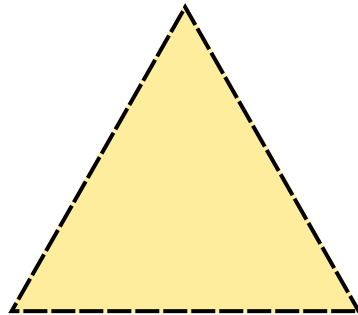
# TRACING TIME

## SHAPES


Trace the shapes words below. Read the word aloud.



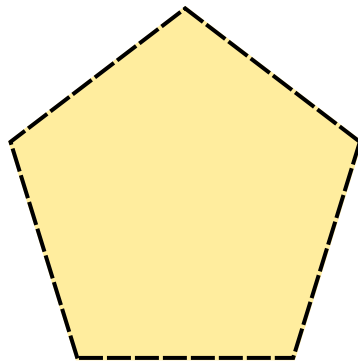
square




triangle



circle



pentagon



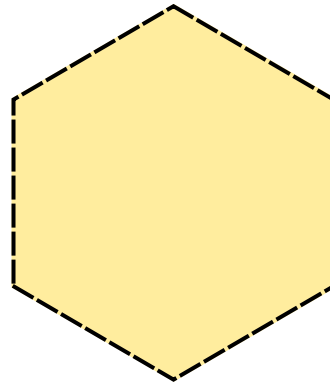
# TRACING TIME

## SHAPES


Trace the shapes words below. Read the word aloud.



star



hexagon



heart




rectangle



# LET'S DRAW FREEHAND DRAWING



Unleash your creativity! In the blank canvas provided, draw your own pictures, shapes, or even write your name. Use your imagination and practice your fine motor skills as you create your own designs.



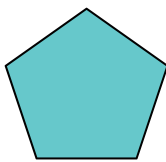


# LET'S COUNT

Count the shapes and write their numbers.



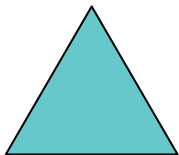
\_\_\_\_\_



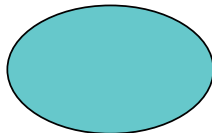
\_\_\_\_\_




\_\_\_\_\_



\_\_\_\_\_



\_\_\_\_\_









\_\_\_\_\_



# MATCH ME UP

Draw a line from the half shape on the left side to its corresponding other half on the right side.

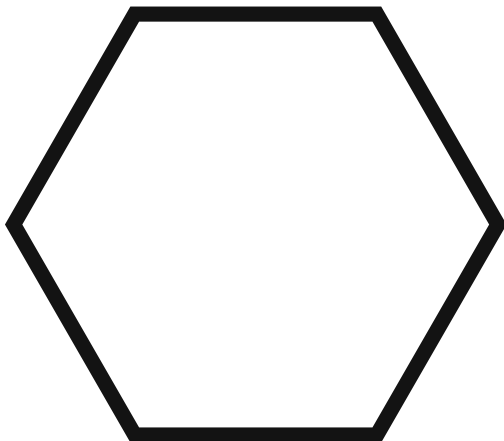
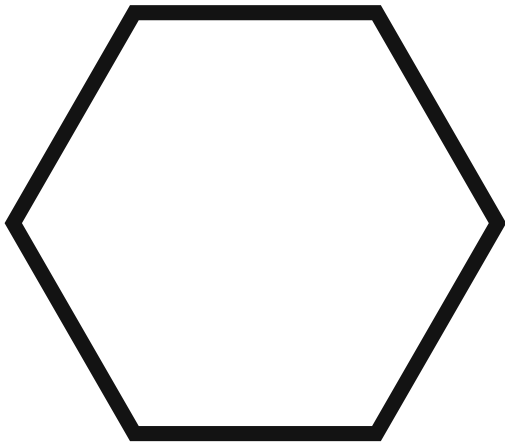
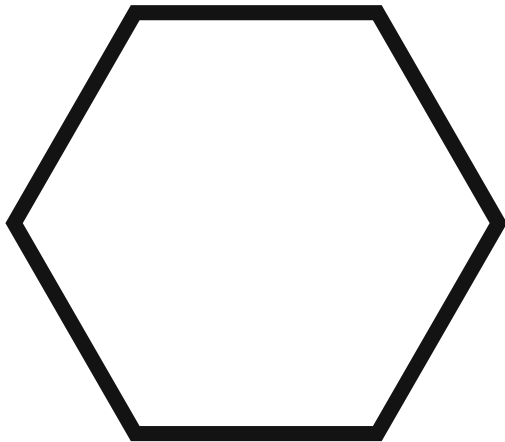


# SHAPES GAME




Name \_\_\_\_\_ Grade \_\_\_\_\_



Color



Trace




Name: \_\_\_\_\_

Date: \_\_\_\_\_

# Cutting Practice

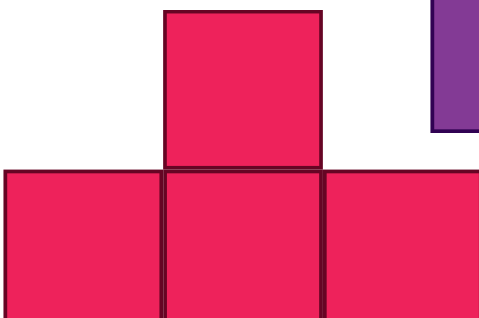




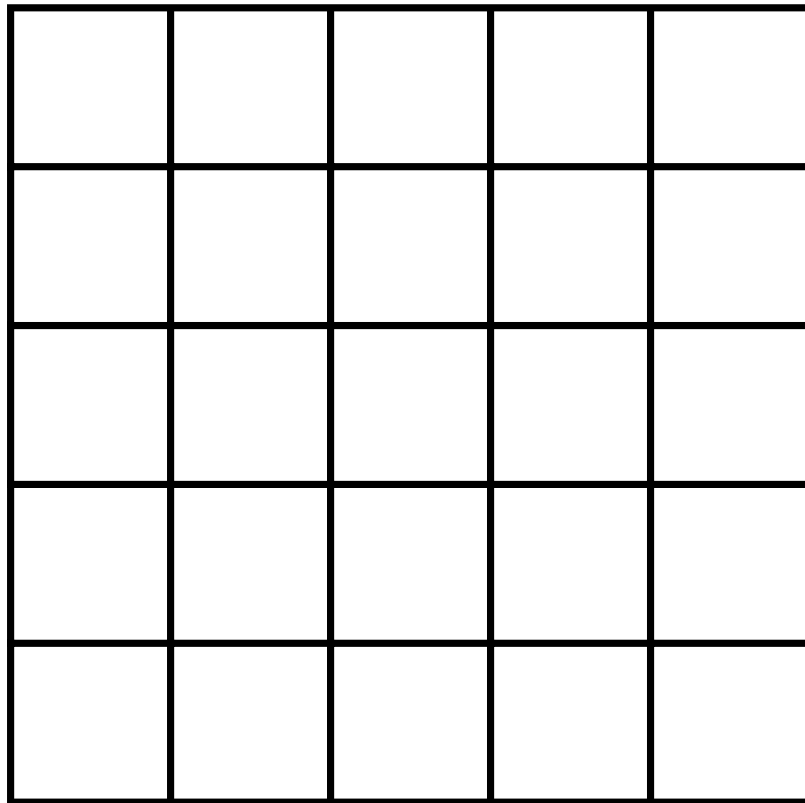
Cut out all of the triangles.





Fill the grid at the top using all pieces.

## Move the Blocks




















































Name: \_\_\_\_\_

Date: \_\_\_\_\_


# Colorful Patterns

Can you complete these patterns? Look and color

# Cutting Shapes

Cut out each circle



Name: \_\_\_\_\_





Section: \_\_\_\_\_

Date: \_\_\_\_\_

Score: \_\_\_\_\_

# Match The Shapes

Draw a line from the object on the left to the shape that matches it.



Name: \_\_\_\_\_

Date: \_\_\_\_\_

# kids & balloons

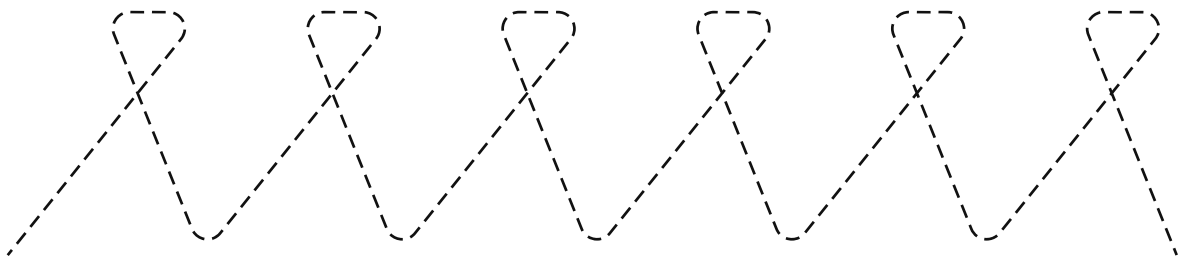
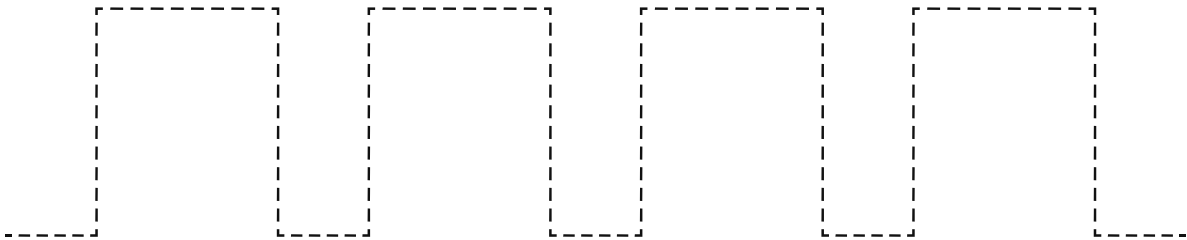
Trace the lines and color the balloons. Boys green, girls orange.



Name: \_\_\_\_\_


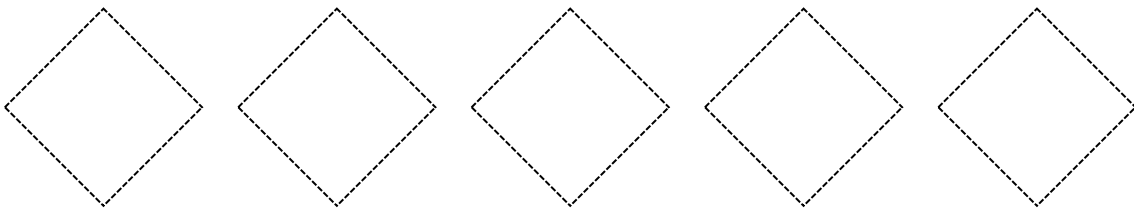

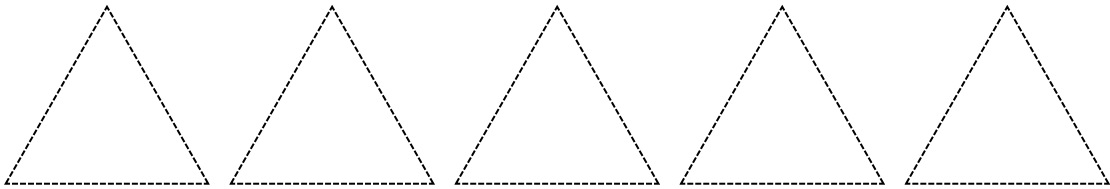
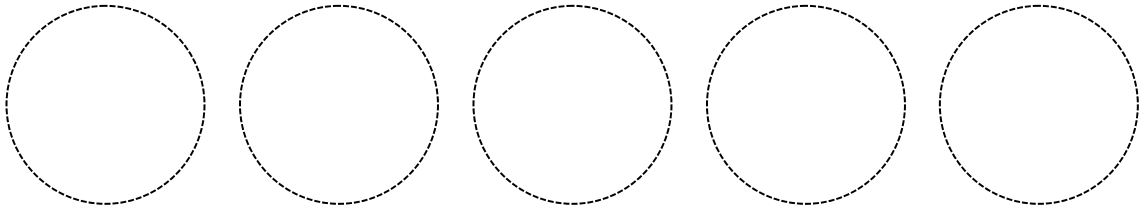
# Tracing Lines

Trace all the lines.



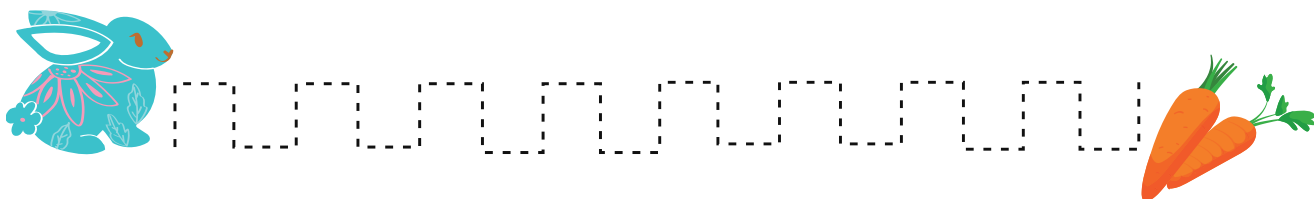
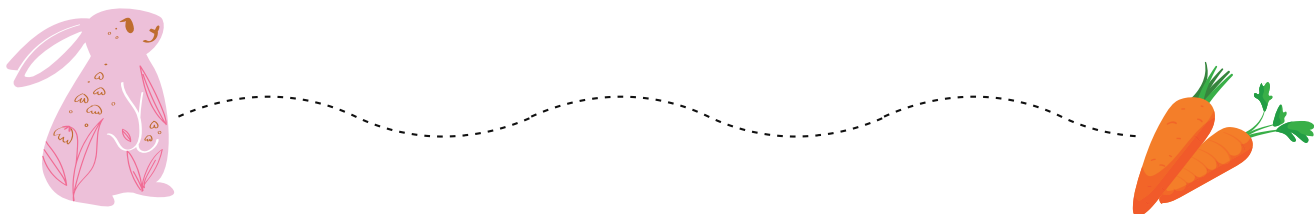
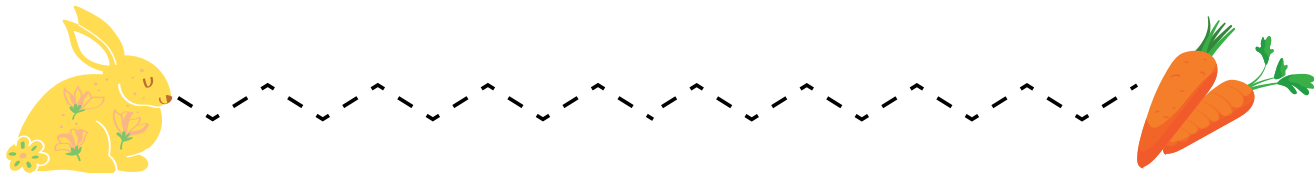
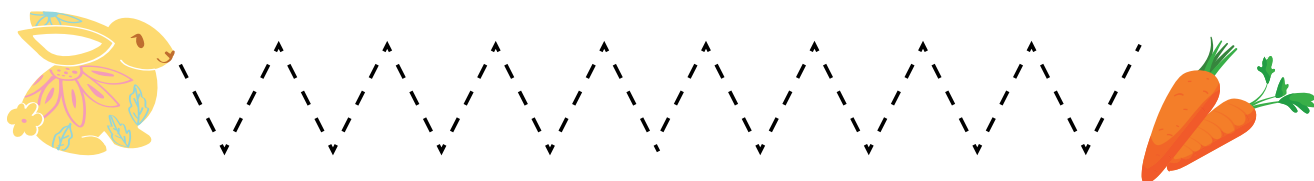
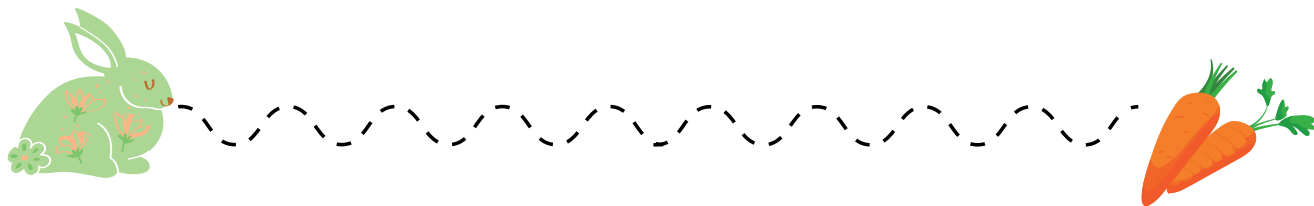
# Shapes Tracing Worksheet

Trace the shapes below.



# EASTER TRACING LINES

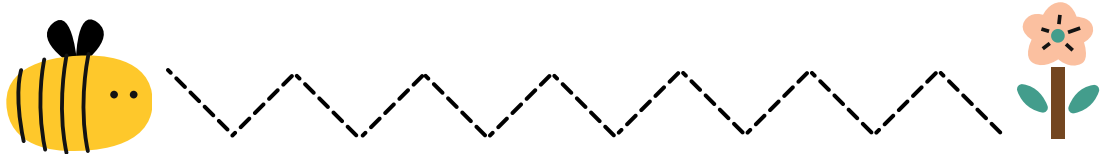
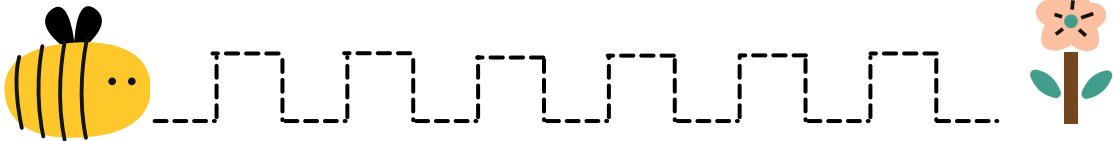
Help the Easter bunnies to reach the carrots.





# Spring Pre-Writing

Help the bees find the way to the flowers




Name: \_\_\_\_\_

Date: \_\_\_\_\_

# Bee Tracking

Help the bees get to the beekeeping utensils. Draw the crayon along the line. Do not rush. Have fun!






Name: \_\_\_\_\_

Date: \_\_\_\_\_

# Bee Patterns

Cut out the pictures and glue them in the right places of the pattern. Have fun!



# Let's Count

How many bees can you count?



Write the number below as a:

word











numeral

Name: \_\_\_\_\_

Date: \_\_\_\_\_

# Insects and Arachnids

Look at the pictures and circle the correct words











 <div>Slug</div> <div>Snail</div>	 <div>Bee</div> <div>Ladybug</div>
 <div>Worm</div> <div>Snake</div>	 <div>Wasp</div> <div>Fly</div>
 <div>Fly</div> <div>Bee</div>	 <div>Butterfly</div> <div>Cricket</div>
 <div>Cricket</div> <div>Ant</div>	 <div>Ant</div> <div>Moth</div>
 <div>Mosquito</div> <div>Butterfly</div>	 <div>Caterpillar</div> <div>Snail</div>

Name: \_\_\_\_\_

Date: \_\_\_\_\_


# Insects and Arachnids

Look at the pictures and circle the correct words


	<div>Butterfly</div> <div>Larva</div>		<div>Beetle</div> <div>Louse</div>
	<div>Grasshopper</div> <div>Caterpillar</div>		<div>Mosquito</div> <div>Dragonfly</div>
	<div>Ant</div> <div>Beetle</div>		<div>Moth</div> <div>Bee</div>
	<div>Cockroach</div> <div>Grasshopper</div>		<div>Spider</div> <div>Scorpion</div>
	<div>Caterpillar</div> <div>Scorpion</div>		<div>Snail</div> <div>Worm</div>

# Nature Hunt


Go to the field and be the first one to find all the things in the list!




tree



bee



flower



butterfly



mushroom




blade of grass




leaf



acorn



bud



rocks



worm



four-leaf clover

# FIND THE WORDS

## EARTH DAY

Write the words under the pictures.

plastic bag

recycle

water


reusable bag

plastic bottle

flower

sprout









organic waste





# RECYCLE OR COMPOSTING?

Sort the objects according to their recycling or composting features. Cut and paste the pictures into the correct box.

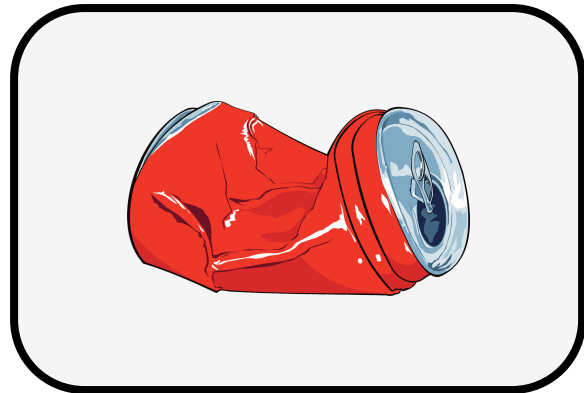
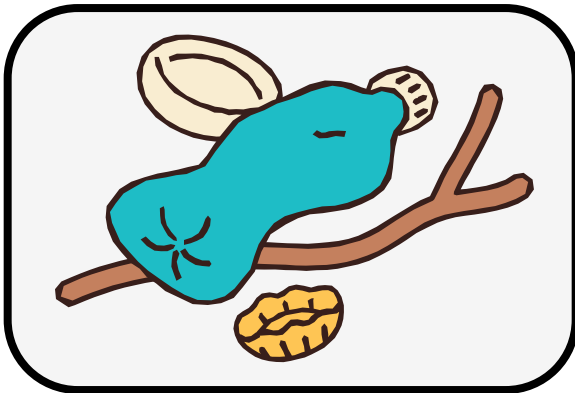
Recycle	Composting
	
	
	
	
	
	

Name: \_\_\_\_\_

Grade: \_\_\_\_\_

# Trash to Treasure

Imagine that you are walking along the beach and you find  
2 pieces of trash. Draw what you could turn them into.  
It can be something useful or decorative.



A large empty rectangular box with a dashed border, intended for drawing a transformation of the first piece of trash.

A large empty rectangular box with a dashed border, intended for drawing a transformation of the second piece of trash.



# Celebrate Earth Day

Directions: Write down action steps you can take for each green habit.

Green Habits	Take Action
 Save Water	
 Recycle	
 Throw Trash Away	
 Save Electricity	

# Save The Earth

We only have one Earth and we must protect it.  
However, there are some negative effects of human activities on Earth.  
Fill in the tables below to raise awareness about environmental issues.



## FOREST FIRES

REASONS:

RESULTS:

HOW TO PREVENT:



## CUTTING DOWN TREES


REASONS:

RESULTS:

HOW TO PREVENT:

# Save The Earth

We only have one Earth and we must protect it.  
However, there are some negative effects of human activities on Earth.  
Look at the example and fill in the tables below to raise awareness.



**AIR POLLUTION**

REASONS:

RESULTS:

HOW TO PREVENT:



**WATER POLLUTION**

REASONS:

RESULTS:

HOW TO PREVENT:

# Save The Earth

We only have one Earth and we must protect it.  
However, there are some negative effects of human activities on Earth.  
Look at the example and fill in the tables below to raise awareness.



## GREENHOUSE EFFECT

REASONS:

RESULTS:

HOW TO PREVENT:



## HUNTING ANIMALS

REASONS:

RESULTS:

HOW TO PREVENT:

# Save The Earth

We only have one Earth and we must protect it.  
However, there are some negative effects of human activities on Earth.  
Look at the example and fill in the tables below to raise awareness.



## WASTE DISPOSAL

REASONS:

RESULTS:

HOW TO PREVENT:



## CONTAMINATION

REASONS:

RESULTS:






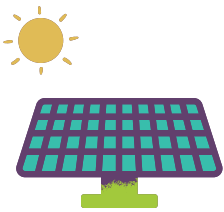




HOW TO PREVENT:

Name: \_\_\_\_\_

Date: \_\_\_\_\_

# Earth Day

Look at the pictures and circle the correct words

	<div>Earth</div> <div>Mars</div>		<div>Revitalize</div> <div>Recycle</div>
	<div>Plants</div> <div>Mountains</div>		<div>Reuse</div> <div>Conserve</div>
	<div>Land</div> <div>Water</div>		<div>Solar Panel</div> <div>Garden</div>
	<div>Plant</div> <div>Air</div>		<div>Recyclable cup</div> <div>Recycle tag</div>
	<div>Field</div> <div>Forest</div>		<div>Plastic bag</div> <div>Reusable bag</div>













Name: \_\_\_\_\_

Date: \_\_\_\_\_




# Earth Day


Look at the pictures and circle the correct words

 <div data-bbox="513 447 771 529">Landfill</div> <div data-bbox="513 567 771 648">Recycling plant</div>	 <div data-bbox="1104 447 1362 529">Paper waste</div> <div data-bbox="1104 567 1362 648">Inorganic Waste</div>
 <div data-bbox="513 762 771 844">Recycling bin</div> <div data-bbox="513 882 771 963">Recycling sign</div>	 <div data-bbox="1104 762 1362 844">Organic waste</div> <div data-bbox="1104 882 1362 963">Chemical waste</div>
 <div data-bbox="513 1073 771 1155">Organic waste</div> <div data-bbox="513 1192 771 1274">Recyclable waste</div>	 <div data-bbox="1104 1073 1362 1155">Plastic waste</div> <div data-bbox="1104 1192 1362 1274">Organic waste</div>
 <div data-bbox="513 1388 771 1470">Refillable bottle</div> <div data-bbox="513 1507 771 1589">Paper cup</div>	 <div data-bbox="1104 1388 1362 1470">Solar panel</div> <div data-bbox="1104 1507 1362 1589">Rechargeable battery</div>
 <div data-bbox="513 1703 771 1785">Reusable bag</div> <div data-bbox="513 1822 771 1904">Reusable cup</div>	 <div data-bbox="1104 1703 1362 1785">Eco friendly bike</div> <div data-bbox="1104 1822 1362 1904">Motorbike</div>

# Missing Plece

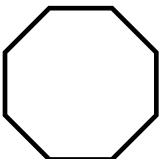

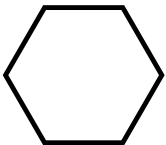
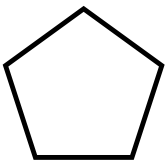
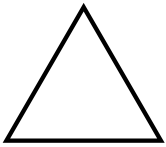


Say the missing shape in the animals and paint the shapes below in the colour of the animal with the matching missing shape.





# 2d Shapes


Draw a line to connect the shape with its name.












- rectangle
- hexagon
- pentagon
- circle
- triangle
- oval
- octagon
- square

NAME \_\_\_\_\_

# 3d Shapes



Write the amount of faces, edges and vertices for each 3d shape.

<b>CYLINDER</b>   Faces _____ Edges _____ Vertices _____	<b>CONE</b>   _____	<b>CUBE</b>   Faces _____ Edges _____ Vertices _____
<b>SPHERE</b>   Faces _____ Edges _____ Vertices _____	<b>CUBOID</b>   Faces _____ Edges _____ Vertices _____	<b>PYRAMID</b>   Faces _____ Edges _____ Vertices _____
<b>TRIANGULAR PRISM</b>   Faces _____ Edges _____ Vertices _____	<b>PENTAGONAL PRISM</b>   Faces _____ Edges _____ Vertices _____	<b>HEXAGONAL PRISM</b>   Faces _____ Edges _____ Vertices _____