



AMERICAN
EDUCATION
PUBLISHING™

AGES 4-6

THE COMPLETE BOOK OF ALPHABET & NUMBERS

- *Step-by-Step Lessons*
- *Review Pages*
- *All Color*
- *Makes Learning Fun!*





Letters Aa

- Trace and write the letters. Color the pictures 7, 8
 Recognize letters Aa 9, 10, 11

Letters Bb

- Trace and write the letters. Color the pictures 12, 13
 Recognize letters Bb 14, 15, 16, 17

Letters Cc

- Trace and write the letters. Color the pictures 18, 19
 Recognize letters Cc 20, 21, 22, 23

Letters Dd

- Trace and write the letters. Color the pictures 24, 25
 Recognize letters Dd 26, 27, 28, 29

Letters Ee

- Trace and write the letters. Color the pictures 30, 31
 Recognize letters Ee 32, 33, 34

Letters Ff

- Trace and write the letters. Color the pictures 35, 36
 Recognize letters Ff 37, 38, 39, 40

Review Letters Aa - Ff

- Recognition exercises for letters Aa to Ff 41, 42, 43, 44, 45, 46, 47

Letters Gg

- Trace and write the letters. Color the pictures 48, 49
 Recognize letters Gg 50, 51, 52, 53

Letters Hh

- Trace and write the letters. Color the pictures 54, 55
 Recognize letters Hh 56, 57, 58, 59

Letters Ii

Trace and write the letters. Color the pictures	60, 61
Recognize letters Ii	62, 63, 64

Letters Jj

Trace and write the letters. Color the pictures	65, 66
Recognize letters Jj	67, 68, 69, 70

Review Letters Aa - Jj

Recognition Exercises for letters Aa to Jj	71, 72, 73, 74, 75, 76, 77
--	----------------------------

Letters Kk

Trace and write the letters. Color the pictures	78, 79
Recognize letters Kk	80, 81, 82, 83

Letters Ll

Trace and write the letters. Color the pictures	84, 85
Recognize letters Ll	86, 87, 88, 89

Letters Mm

Trace and write the letters. Color the pictures	90, 91
Recognize letters Mm	92, 93, 94, 95

Letters Nn

Trace and write the letters. Color the pictures	96, 97
Recognize letters Nn	98, 99, 100, 101

Letters Oo

Trace and write the letters. Color the pictures	102, 103
Recognize letters Oo	104, 105, 106, 107

Review Letters Aa - Oo

Recognition Exercises for letters Aa to Oo	108, 109, 110, 111, 112, 113, 114
--	-----------------------------------

Letters Pp

Trace and write the letters. Color the pictures	115, 116
Recognize letters Pp	117, 118, 119, 120

Letters Qq

Trace and write the letters. Color the pictures	121, 122
Recognize letters Qq	123, 124, 125, 126

Letters Rr

Trace and write the letters. Color the pictures	127, 128
Recognize letters Rr	129, 130, 131, 132

Letters Ss

Trace and write the letters. Color the pictures	133, 134
Recognize letters Ss	135, 136, 137, 138

Letters Tt

Trace and write the letters. Color the pictures	139, 140
Recognize letters Tt	141, 142, 143, 144

Review Letters Aa - Tt

Recognition Exercises for letters Aa to Tt	145, 146, 147, 148, 149, 150, 151, 152, 153
--	--

Letters Uu

Trace and write the letters. Color the pictures	154, 155
Recognize letters Uu	156, 157, 158

Letters Vv

Trace and write the letters. Color the pictures	159, 160
Recognize letters Vv	161, 162, 163, 164

Letters Ww

Trace and write the letters. Color the pictures	165, 166
Recognize letters Ww	167, 168, 169, 170

Letters Xx

Trace and write the letters. Color the pictures	171, 172
Recognize letters Xx	173, 174, 175

Letters Yy

Trace and write the letters. Color the pictures	176, 177
Recognize letters Yy	178, 179, 180, 181

Letters Zz

Trace and write the letters. Color the pictures	182, 183
Recognize letters Zz	184, 185, 186

Complete Alphabet Review


Trace and write the complete alphabet	187, 188
Recognize and review the complete alphabet	189 - 207

Alphabet Flash Cards


209-214

Alphabet Completion Certificate and Award

208, 215



NUMBERS



Number 0

Introduction. Trace and write	218
Trace and write	219

Number 1

Introduction. Trace and write	220, 221
Recognition exercises	222, 223, 224, 225

Number 2

Introduction. Trace and write	226, 227
Recognition exercises	228, 229, 230, 231

Number 3

Introduction. Trace and write	232, 233
Recognition exercises	234, 235, 236, 237

Number 4

Introduction. Trace and write	238, 239
Recognition exercises	240, 241, 242, 243

Number 5

Introduction. Trace and write	244, 245
Recognition exercises	246, 247, 248, 249

Review Numbers 0 to 5	250 - 270
-----------------------	-----------

Number 6

Introduction. Trace and write	271, 272
Recognition exercises	273, 274, 275, 276

Number 7

Introduction. Trace and write	277, 278
Recognition exercises	279, 280, 281, 282



Number 8

Introduction. Trace and write	283, 284
Recognition exercises	285, 286, 287


Number 9

Introduction. Trace and write	288, 289
Number 9 continued: Recognition exercises	290, 291, 292

Number 10	
Introduction. Trace and write	293, 294
Recognition exercises	295, 296, 297
Review Numbers 0 - 10	298 - 318
Number 11	
Introduction. Trace and write	319, 320
Recognition exercises	321
Number 12	
Introduction. Trace and write	322, 323
Recognition exercises	324
Number 13	
Introduction. Trace and write	325, 326
Recognition exercises	327
Number 14	
Introduction. Trace and write	328, 329
Recognition exercises	330
Number 15	
Introduction. Trace and write	331, 332
Recognition exercises	333
Number 16	
Introduction. Trace and write	334, 335
Recognition exercises	336
Number 17	
Introduction. Trace and write	337, 338
Recognition exercises	339
Number 18	
Introduction. Trace and write	340, 341
Number 19	
Introduction. Trace and write	342, 343
Recognition exercises	344
Number 20	
Introduction. Trace and write	345, 346
Review Numbers 0 - 20. Complete numbers review exercises.	347 - 351
Numbers Completion Certificate	352



ALPHABET



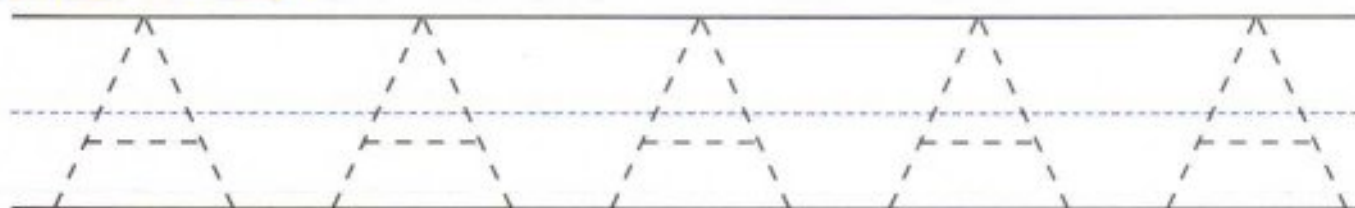
Name _____

Letter

A

Upper case

Trace the letters.




Letter


a

Lower case

Trace the letters.




These pictures begin with the letter **A**. Color the pictures.



Name _____




Trace the UPPER and lower case A's. Then write the letters on the lines.



Letter

Aa

Trace the UPPER and lower case A's. Then practice writing the letters together on the lines.



Letter

Aa

Circle the **Aa** letters in these words:

apple

alligator

angel

Amy

dance

Andy

art

ambulance

draw

teacher

The letter **Aa** can have more than one sound.

Circle the pictures that start with the **Aa** sound.

Color the pictures.



Words that start with the

Letter

A

These words start with the letter **A**.**Write**  the letter on the line.**Color**  the pictures.

A is for ___pple.



A is for ___ngel.





A is for ___nt.

Letter


Ad

You can **help** the  find the .



Draw  a line to follow the letters **A** and **a**. 

Color the picture.



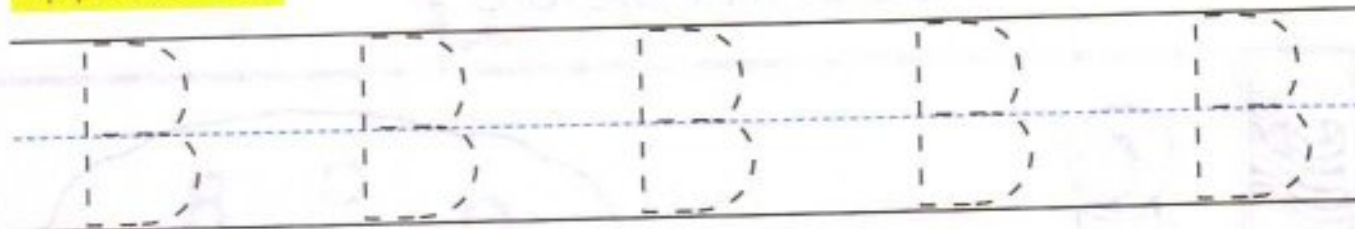
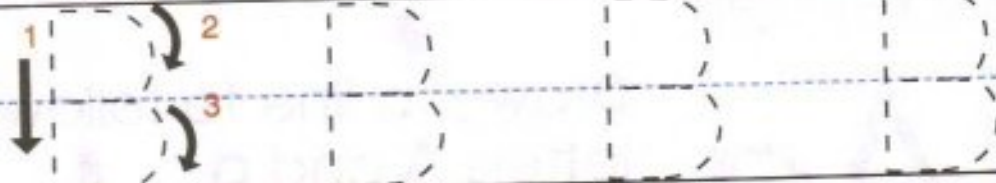
Name _____

Letter

B

Upper case

Trace the letters.

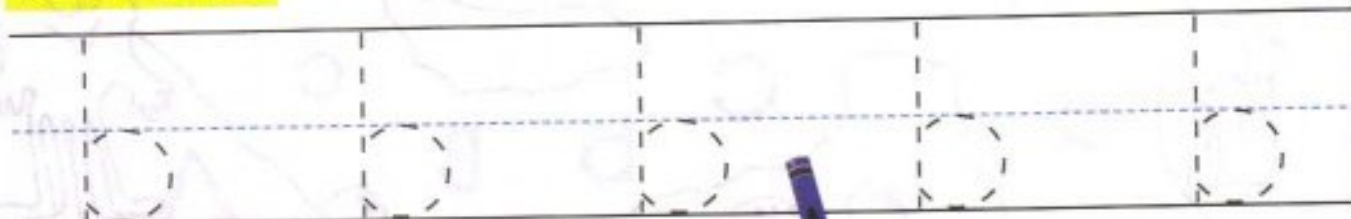


Letter

b

Lower case

Trace the letters.




These pictures begin with the letter **B**. Color the pictures.



Name _____



Trace the UPPER and lower case B's. Then write the letters on the lines.



Letter

Bb

Trace the UPPER and lower case B's. Then practice writing the letters together on the lines.



Letter

Bb

Circle the **Bb** letters in these words:


Bill brown doll Brandon

boy baby balloon pig

bat book butter band



Circle the pictures that start with the **Bb** sound.

Color the pictures.



Words that start with the

Letter

These words start with the letter **B**.**Write**  the letter on the line.**Color** the pictures. **B****B** is for ____uttons.**B** is for ____at.**B** is for ____ug.

Letter

Bb

Bobby Bear blows beautiful bubbles.

Color the pictures that begin with the sound of **Bb**.



Letter

Bb

Find each hidden **B** and **b**.

Draw a **blue** circle around each **B** and a **green** circle around each **b**.



Name _____

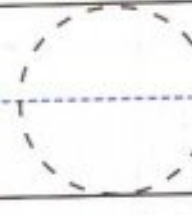







Letter

C

Upper case



Trace the letters.



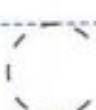



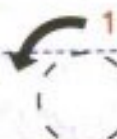


Letter

c

Lower case

Trace the letters.




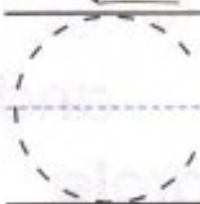
These pictures begin with the letter **C**. Color the pictures.



Name _____




Trace the UPPER and lower case C's. Then write the letters on the lines.



Letter

Cc

Trace the UPPER and lower case C's. Then practice writing the letters together on the lines.



Letter Recognition

Name _____

Letter


Cc

Circle the **Cc** letters in these words:

cat Casie ran can and
cow corn cup Carole
hand wall crack car

Circle the pictures that start with the **Cc** sound.

Color the pictures.





Words that start with the

Letter

C

These words start with the letter C.

Write  the letter on the line.**Color**  the pictures.

C is for ____ow.

C is for ____up.



C is for ____at.

Letter

Cc

Help **Carin Cat** catch what she is chasing!

Circle the pictures that begin with **Cc**.

Color the pictures!




Letter

Cc

Find each **C** and **c** that the cat has made with the yarn.

Color the **UPPER** case **C**'s **red**.

Color the **lower** case **c**'s **yellow**.



Name _____

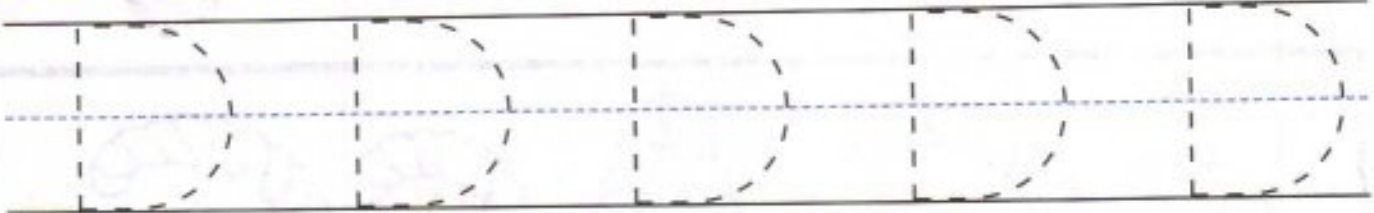
Letter

D

Upper case



Trace the letters.

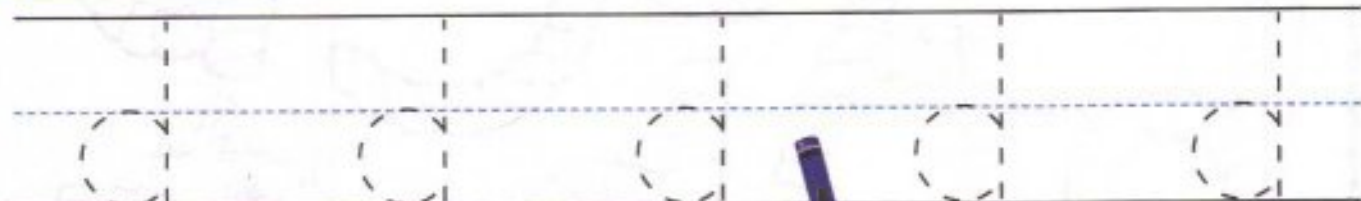
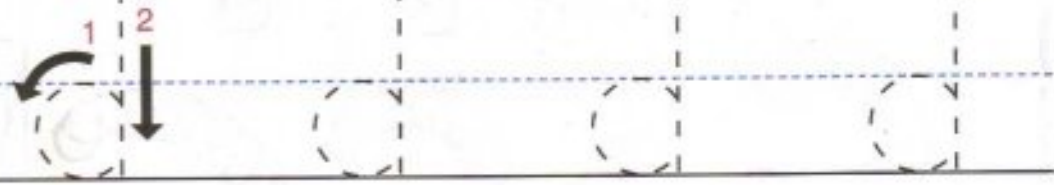


Letter


d

Lower case

Trace the letters.




These pictures begin with the letter **D**. Color the pictures.



Name _____




Trace the UPPER and lower case D's. Then write the letters on the lines.



Letter

Dd

Trace the UPPER and lower case D's. Then practice writing the letters together on the lines.



Letter

Dd

Circle the Dd letters in these words:

doll Darcy desk big
door Danielle jump dog
pig Daddy duck Debbie


Circle the pictures that start with the **Dd** sound.

Color the pictures.



Words that start with the

Letter


These words start with the letter **D**.**Write**  the letter on the line.**Color**  the pictures.**D****D** is for ____og.**D** is for ____rum.**D** is for ____uck.

Letter

Dd

Help Danny Duck find his way
to the pond.

Color the pictures that begin
with **Dd**.





Letter

Dd

Color the spaces with the letters **D** or **d** purple.

Color the spaces with the other letters orange.

What did you find?



Color the doll, too!

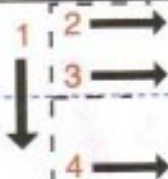
Answer: The letter D

Name _____

Letter

E

Upper case



Trace the letters.

Tracing practice lines for uppercase letter E. The first row contains four dashed uppercase 'E's for tracing. Below it are two more rows of empty three-line guides for independent practice.

Letter

e


Lower case



Trace the letters.

Tracing practice lines for lowercase letter e. The first row contains four dashed lowercase 'e's for tracing. Below it are two more rows of empty three-line guides for independent practice.

These pictures begin with the letter **E**. Color the pictures.



Name _____



Trace the UPPER and lower case E's. Then write the letters on the lines.

Handwriting practice lines with a dashed uppercase 'E' on the left for tracing.

Blank handwriting practice lines.

Handwriting practice lines with a dashed lowercase 'e' on the left for tracing.

Blank handwriting practice lines.

Letter

Ee

Trace the UPPER and lower case E's. Then practice writing the letters together on the lines.

Handwriting practice lines with dashed uppercase 'E' and lowercase 'e' for tracing.



Letter

Ee


Circle the **Ee** letters in these words:
 ear Elizabeth his eleven
 dog house earth Eric
 ball elf cat envelope



The letter **Ee** can have more than one sound.


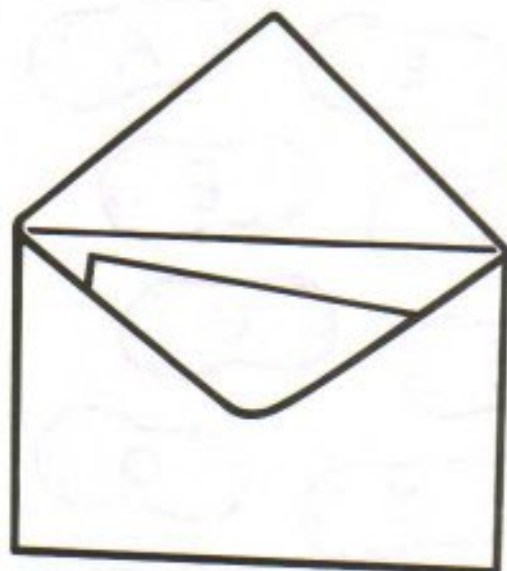

Circle the pictures that start with the **Ee** sound.

Color the pictures.




Words that start with the

Letter


These words start with the letter **E**.**Write**  the letter on the line.**Color**  the pictures.**E****E** is for _____velope.**E** is for _____ggs.**E** is for _____lephant.

Letter


Ee

Help the  find his way to the circus tent.

Color the 's with **E** or **e** brown.

Color the other 's green.

Color the picture!



Name _____

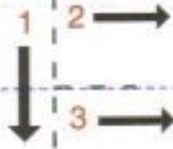
Letter

F

Upper case



Trace the letters.




Letter



f

Lower case

Trace the letters.






These pictures begin with the letter **F**. Color the pictures.





Name _____



Trace the UPPER and lower case F's. Then write the letters on the lines.



Trace the UPPER and lower case F's. Then practice writing the letters together on the lines.



Letter

Ff

Circle the **Ff** letters in these words:

fire Faye took fork fan

table Fred car farm

Father ten four fish

Circle the pictures that start with the **Ff** sound.

Color the pictures.




Words that start with the

Letter


F

These words start with the letter F.

Write  the letter on the line.**Color**  the pictures.

F is for ____rog.

F is for ____ish.




F is for ____an.


Letter

Ff

Help the fireman find each **F** and **f**.

Draw a blue  of water around each **F**. **Draw** a green  of water around each **f**.

Color the picture!



Letter Recognition

Name _____

Letter


Ff


Color

and cut each picture that begins with the sound of **Ff**.



Paste them on the fence.





Practice **writing** the letters **A-F** by **tracing** the **UPPER** and **lower case** letters below.

Aa Bb Cc

Dd Ee Ff

Aa Bb Cc


Dd Ee Ff






Trace the letters **Aa-Ff**. Then practice **writing** them on the lines below.


Aa Bb Cc




Dd Ee Ff



Draw a line to connect the **UPPER** and **lower case** letters that belong together.



 Draw a line to connect the **UPPER** and lower case letters that belong together.




Alphabet Dot-to-Dot

Connect the dots as you **say the alphabet**,
starting with the letter **A**.

Color the picture.



C • • **D**



Match the **UPPER** and **lower case** letters.
Match beginning sounds with pictures.



Trace the letters. **Color** the pictures.




Draw a line from the **UPPER case** letter to the picture that starts with that sound.
Then **draw a line** to the **lower case** letter that matches.

A




B



b

c

c



e

d




f

e



c

f



d

Name _____


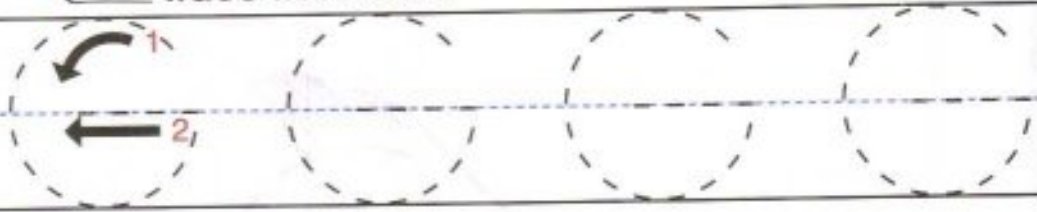
Letter

G

Upper case



Trace the letters.





Letter


Lower case

g

Trace the letters.





These pictures begin with the letter **G**. Color the pictures.



Name _____




Trace the UPPER and lower case G's. Then write the letters on the lines.



Letter

Gg

Trace the UPPER and lower case G's. Then practice writing the letters together on the lines.



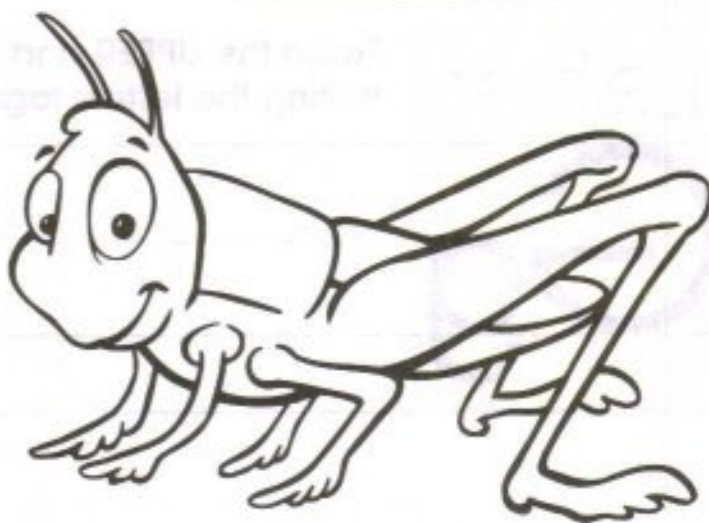
Letter
Gg

Circle the **Gg** letters in these words:

goat Gregory park gate
great tree Gloria gift
goose garden Georgia


Circle the pictures that start with the **Gg** sound.

Color the pictures.




Words that start with the

Letter

These words start with the letter **G**.**Write**  the letter on the line.**Color**  the pictures.**G****G** is for ____lass.**G** is for ____ift.**G** is for ____um.

Letter
Gg

Which cars need gas?


Draw a line from the gas pump to each car that has a driver that begins with **Gg**.**Color** the picture.

Name _____

Letter

H

Upper case



Trace the letters.

Letter

h

Lower case



Trace the letters.

These pictures begin with the letter **H**. Color the pictures.




Letter
Gg

Look at each sign in the garden.

Trace  each **G** and **g**.



Then **color** each sign with **G red**
and **g blue**.



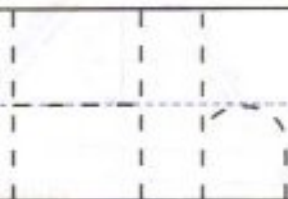
Name _____



Trace the UPPER and lower case H's. Then write the letters on the lines.



Trace the UPPER and lower case H's. Then practice writing the letters together on the lines.



Letter

Hh

Circle the **Hh** letters in these words:

Heather hose house

Hannah horse Amy fat

hand heart hat help

Circle the pictures that start with the **Hh** sound.

Color the pictures.



Words that start with the

Letter

These words start with the letter H.

Write  the letter on the line.**Color**  the pictures.

H



H is for _____elicopter.

H is for _____orn.



H is for _____at.

Letter

Hh

How many pictures can you find that begin with **Hh**?

Circle them!

Color the picture!



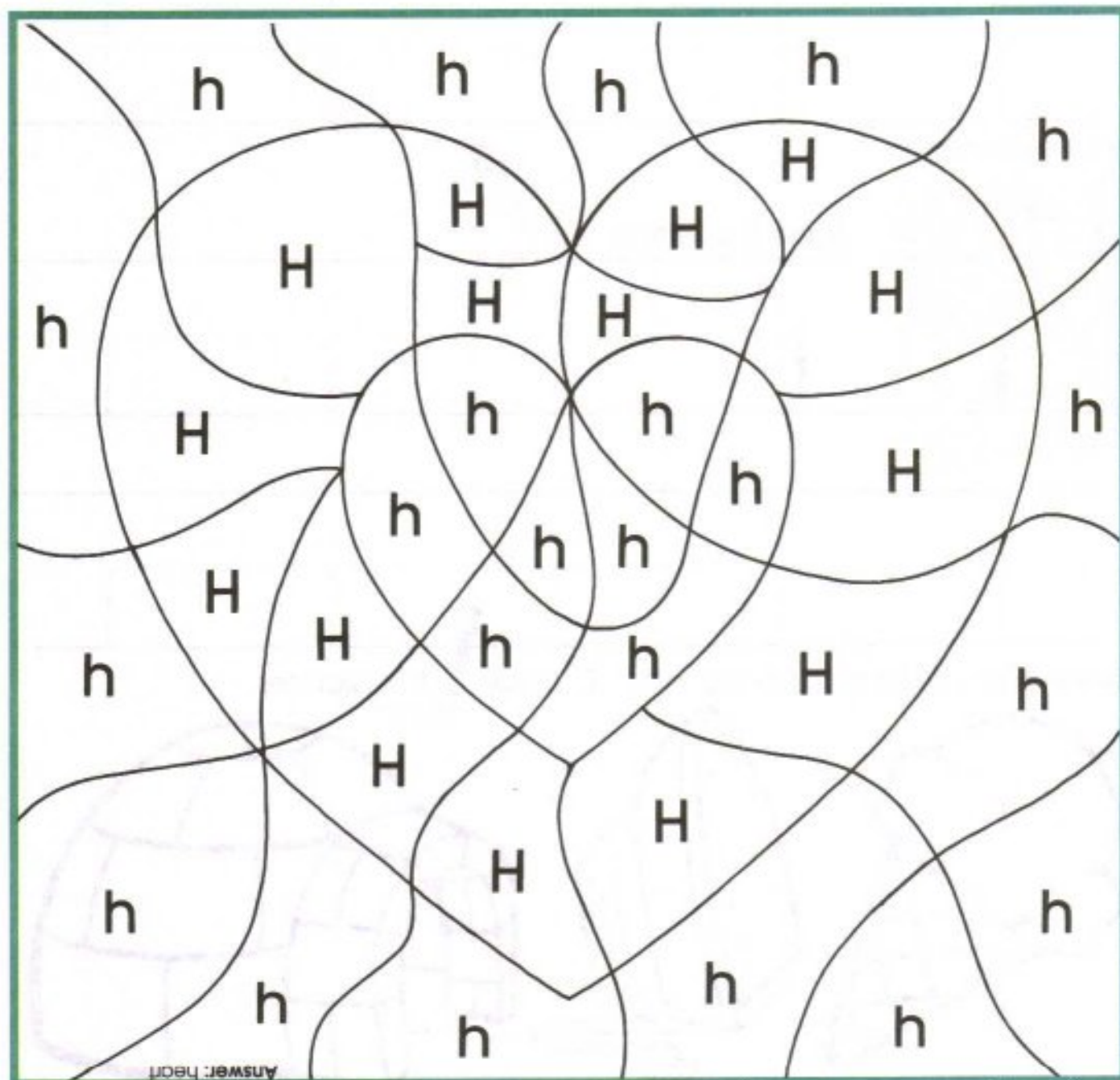
Letter

Hh

Color the spaces with the **UPPER case H red**.

Color the spaces with the **lower case h purple**.

What did you find?



Name _____

Letter



Upper case

Trace the letters.



Letter





Lower case

Trace the letters.






These pictures begin with the letter I. Color the pictures.



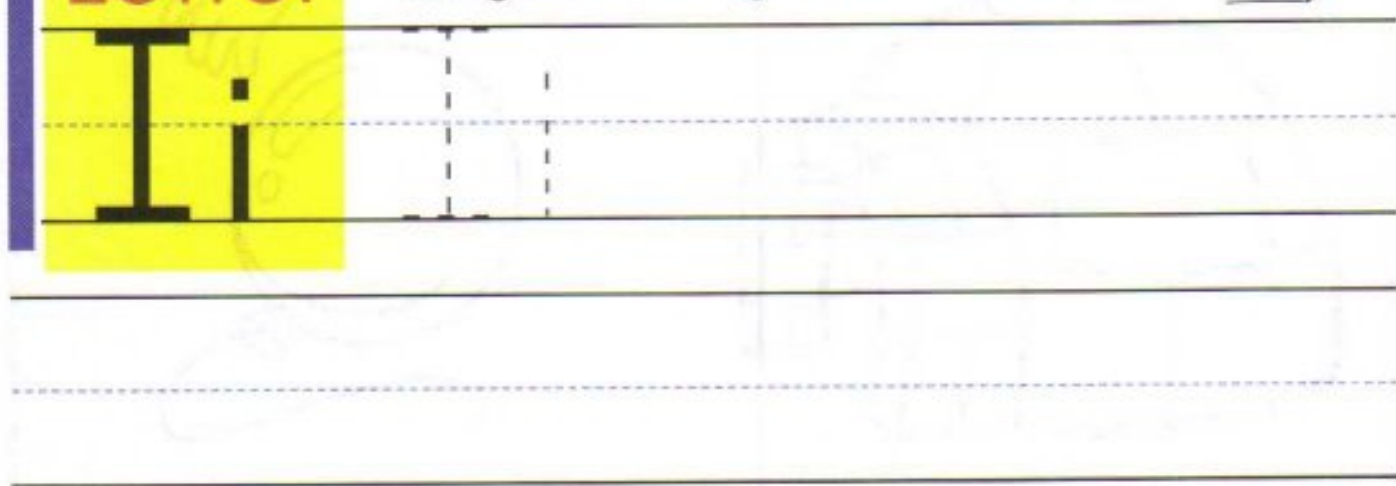
Name _____



Trace the UPPER and lower case I's. Then write the letters on the lines.



Trace the UPPER and lower case I's. Then practice writing the letters together on the lines.



Letter

Ii

Circle the **Ii** letters in these words:

Irene ice cream igloo

Ivan home icing green

flower cat ice Indian

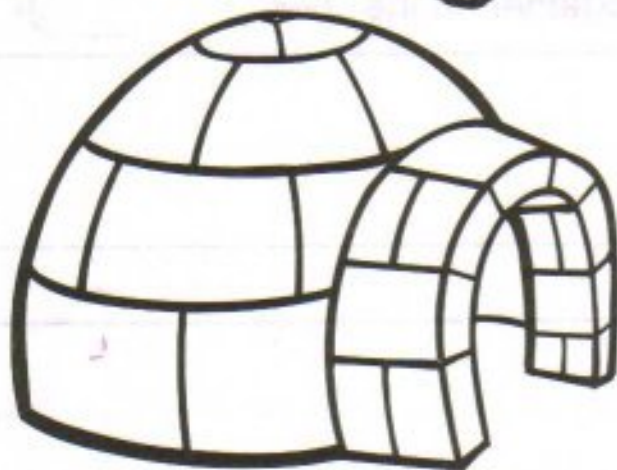


The letter **Ii** can have more than one sound.

Circle the pictures that start with the **Ii** sound.



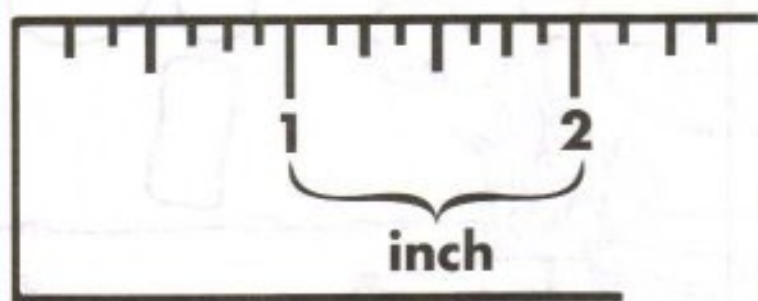


Color the pictures.



Words that start with the

Letter


These words start with the letter **I**.**Write**  the letter on the line.**Color**  the pictures.**I****I** is for ____nsects.**I** is for ____gloo.**I** is for ____nch.

Letter

Ii

Help read the 's smoke signals.
Color each **I** red. Color each **i** orange.

Color the whole picture!



Name _____

Letter

J

Upper case

Trace the letters.




Letter

Lower case

j

Trace the letters.






These pictures begin with the letter J. Color the pictures.




Name _____



Trace the UPPER and lower case J's. Then write the letters on the lines.



Trace the UPPER and lower case J's. Then practice writing the letters together on the lines.



Letter

Jj

Circle the **Jj** letters in these words:

Jamal jump go John
took Jasmine jug jar fish
joke Jack leaf joke

Circle the pictures that start with the **Jj** sound.

Color the pictures.




Words that start with the

Letter

J

These words start with the letter J.

Write  the letter on the line.**Color**  the pictures.

J is for __ump rope.

J is for __ar of __am.



J is for __ug.

Letter

Jj


Jake Jaguar likes jellybeans!**Draw** a line from Jake Jaguar to each jellybean that has a picture that begins with **Jj**.**Color** the picture with bright colors!

Letter


Jj

Can you **find** each hidden **J** and **j** in the picture?

Color each **J** **red**. **Color** each **j** **green**. Then **color** the rest of the picture!



Practice **writing** the letters **A-J** by **tracing** the **UPPER** and **lower case** letters below.



Aa Bb Cc

Dd Ee

Ff Gg Hh

Ii Jj



Trace the letters. Then practice
writing them on the lines below.

Aa Bb Cc

Dd Ee Ff

Review letters A-J

Name _____

C c h n l j


A B C D F

E G H I J



Draw a line to connect the **UPPER** and **lower case** letters that belong together.


J**E****e****j****F****f**



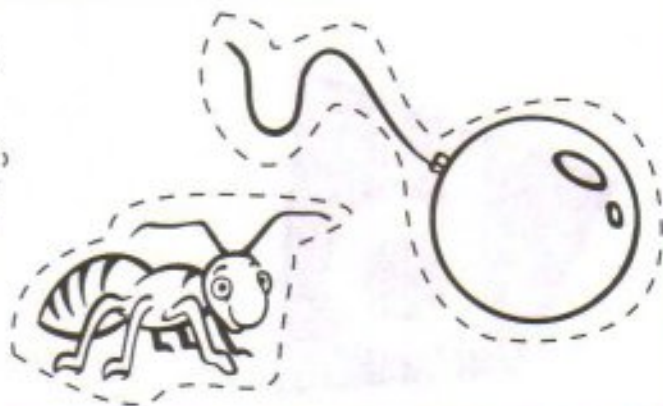
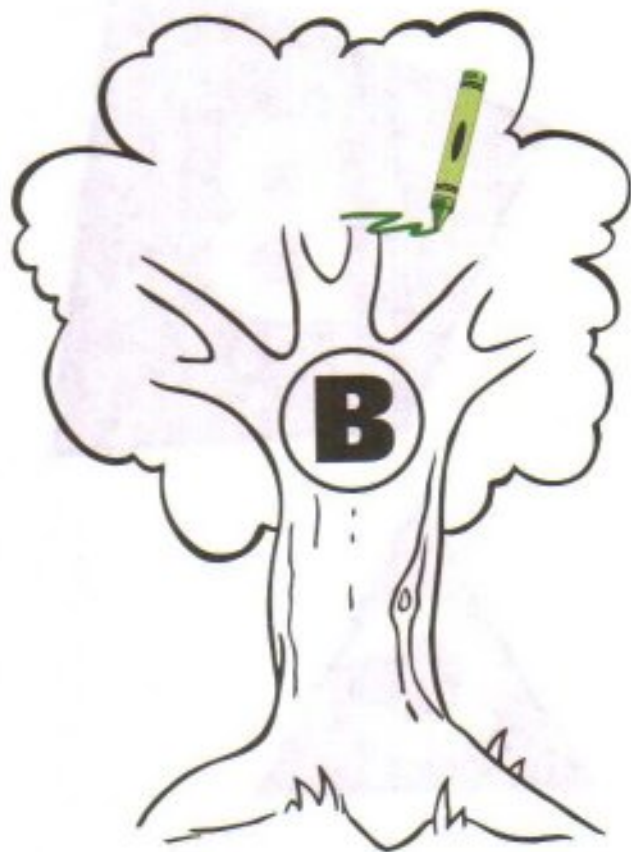

Draw a line to connect the **UPPER** and **lower case** letters that belong together.



What belongs on the **A** and **B** trees?

Cut out the pictures.  **Paste** the correct letter pictures on the correct letter tree.
letter pictures on the correct letter tree.

Color the picture.



Start with the letter **A** and **connect the dots** as you say the alphabet.

 **Color** the picture.



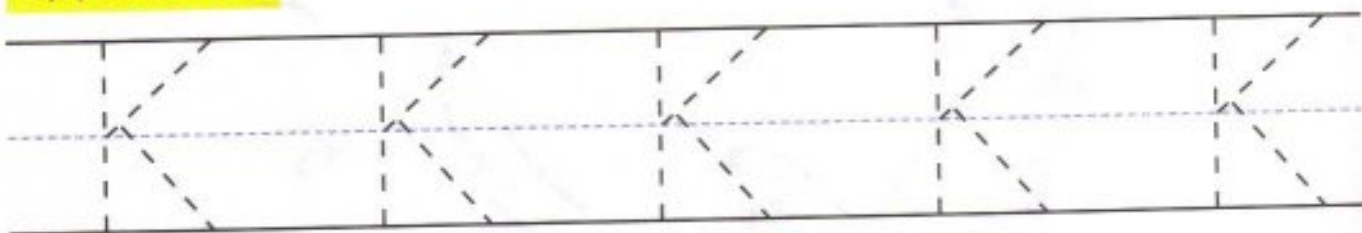
Name _____

Letter

K

Upper case

Trace the letters.

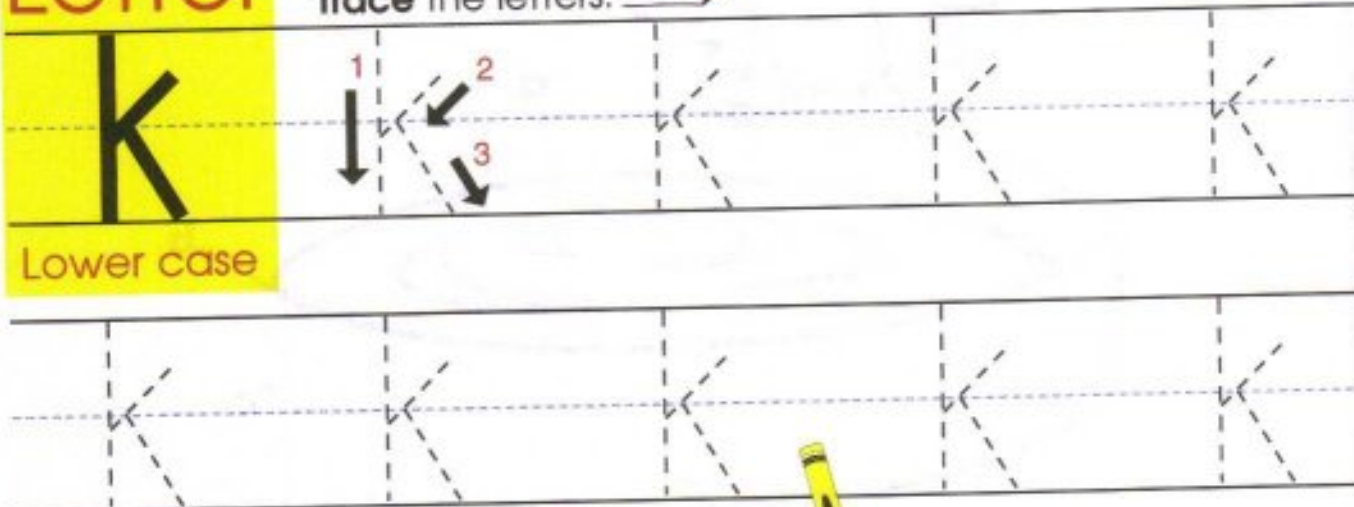


Letter


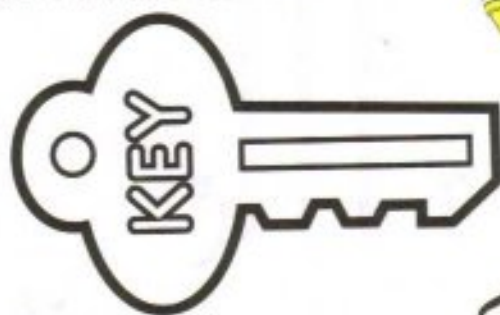
k

Lower case

Trace the letters.



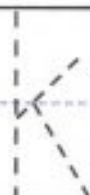

These pictures begin with the letter **K**. Color the pictures.



Name _____



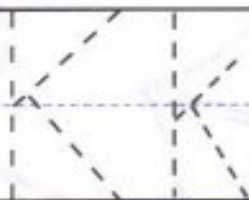
Trace the UPPER and lower case K's. Then write the letters on the lines.



Letter

Kk

Trace the UPPER and lower case K's. Then practice writing the letters together on the lines.



Letter Recognition

Name _____

Letter

Kk

Circle the **Kk** letters in these words:

key

kite

soda

kangaroo

Kim

cart

high

karate

toe

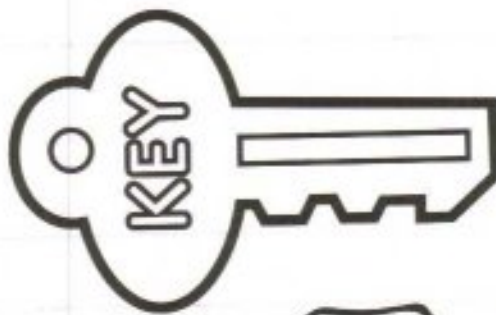
Kelly

art

Kevin

Circle the pictures that start with the **Kk** sound.

Color the pictures.



Words that start with the

These words start with the letter K.

Write  the letter on the line.**Color** the pictures. 

Letter

K



K is for ____angaroo.

K is for ____ing.




K is for ____eg.

Letter

Kk

Color each space **brown** that has a picture in it that begins with **Kk**.

Color the other spaces **green** to see what hops, jumps, and kicks.



Letter

Kk

Look at each letter on the kites.
Match the letters on the sections of the kites and **color** them the correct colors.



K = blue

k = yellow

K = yellow


k = red

K = orange

k = purple


K = green

k = red



Name _____

Letter



Upper case

Trace the letters.



Letter



Lower case

Trace the letters.



These pictures begin with the letter **L**. Color the pictures.



Name _____



Trace the UPPER and lower case L's. Then write the letters on the lines.

Handwriting practice lines for uppercase and lowercase letter L. The first set of lines includes a dashed uppercase 'L' for tracing. The second set of lines includes a dashed lowercase 'l' for tracing. The remaining lines are blank for independent practice.



Trace the UPPER and lower case L's. Then practice writing the letters together on the lines.



Handwriting practice lines for uppercase and lowercase letter L. The first set of lines includes a dashed uppercase 'L' for tracing. The second set of lines includes a dashed lowercase 'l' for tracing. The remaining lines are blank for independent practice.

Letter Recognition

Name _____

Letter

L I

Circle the **LI** letters in these words:

letter Larry lion Leah

lamp ladder book net

leaf television leap lap

Circle the pictures that start with the **LI** sound.

Color the pictures.



Words that start with the

Letter

These words start with the letter L.

Write  the letter on the line.

Color  the pictures.

L



L is for ____amp.

L is for ____ock.



L is for ____emon.

Letter

LI

Lucy lost her luggage! Help her find it.

Color the pictures on the luggage that begin with **LI**.

Then **color** Lucy's clothes!



luggage



Letter

L I

It is fun to rake the fall leaves!

Color the leaves with **L orange**.**Color** the leaves with **I red**.

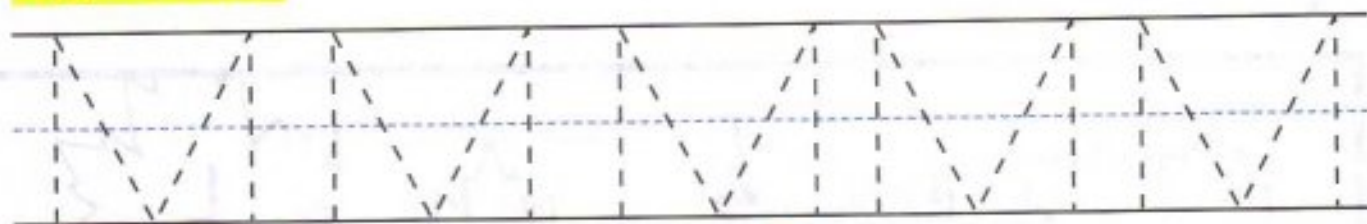
Name _____

Letter

M

Upper case

Trace the letters.


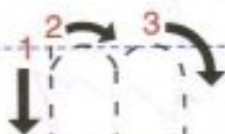


Letter


m

Lower case

Trace the letters.




These pictures begin with the letter **M**. Color the pictures.



Name _____



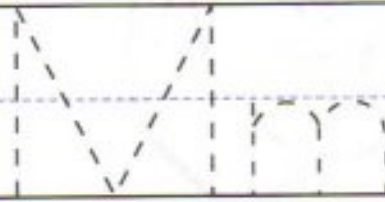
Trace the UPPER and lower case M's. Then write the letters on the lines.



Letter

Mm

Trace the UPPER and lower case M's. Then practice writing the letters together on the lines.



Letter

Mm

Circle the **Mm** letters in these words:

man monkey nest Maria
spider hat flower mask
make bird Martin Mark

Circle the pictures that start with the **Mm** sound.

Color the pictures.




Words that start with the

These words start with the letter **M**.**Write**  the letter on the line.**Color**  the pictures.

Letter

M



M is for ____onkey.


M is for ____ittens.



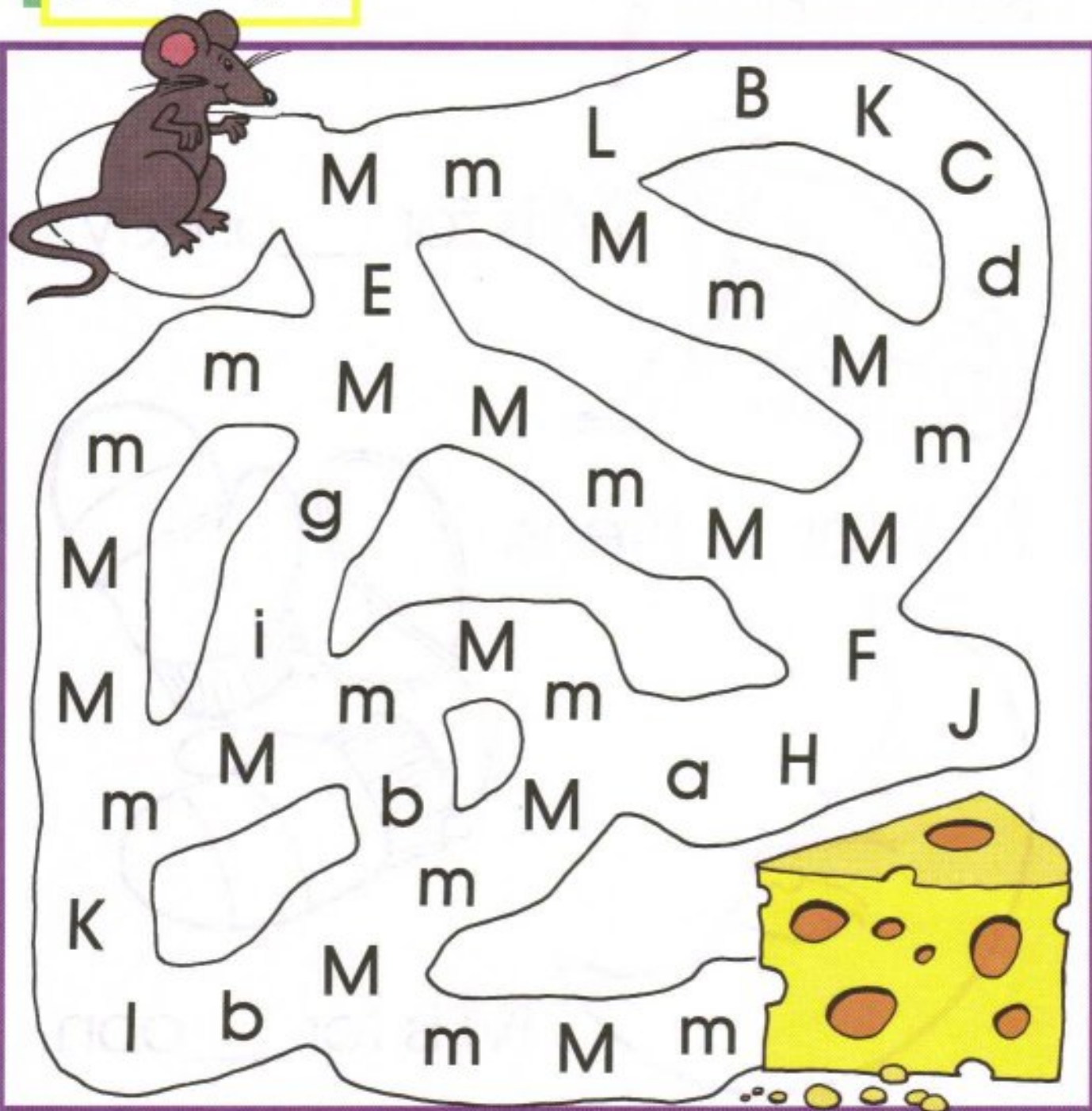
M is for ____oon.

Letter



Mm

You can help the  find the cheese.

Draw a **green** line to follow each **M** and **m**.



Letter
Mm

Draw  a line from each  to a picture which begins with the sound of **Mm**.



Name _____

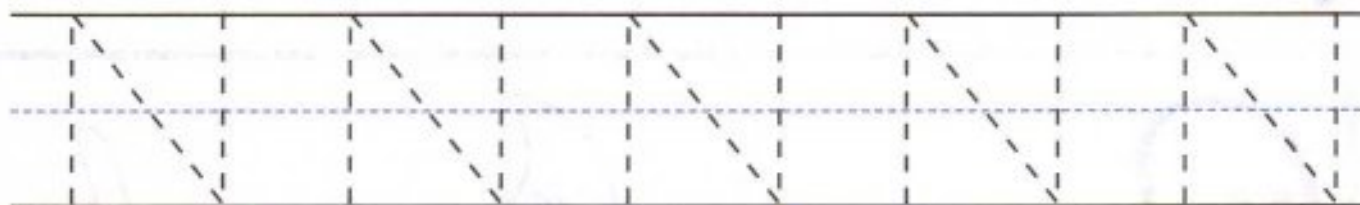
Letter

N

Upper case



Trace the letters.




Letter


n

Lower case

Trace the letters.






These pictures begin with the letter **N**. Color the pictures.



Name _____



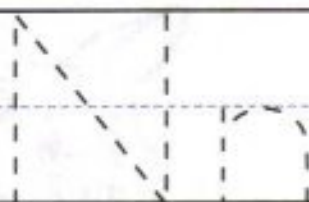
Trace the UPPER and lower case N's. Then write the letters on the lines.



Letter

Nn

Trace the UPPER and lower case N's. Then practice writing the letters together on the lines.



Letter

Nn

Circle the **Nn** letters in these words:

Nathan man net nine

under ball no nest

Mary Nancy nails never

Circle the pictures that start with the **Nn** sound.

Color the pictures.



Words that start with the

These words start with the letter **N**.**Write**  the letter on the line.**Color**  the pictures.

Letter


N



N is for ___est.



N is for ___uts.



N is for ___et.

Letter

Nn

Nice Nate likes to share peanuts.


Draw a circle around each picture that begins with **Nn**.Then **color** all the pictures!

Letter

Nn

Can you **find** each **N** and **n** that is hidden in the room?

Color each **N** **purple** and each **n** **orange**. Then **color** the rest of the room!



Name _____

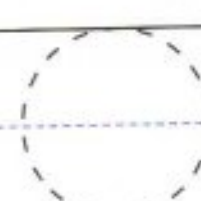
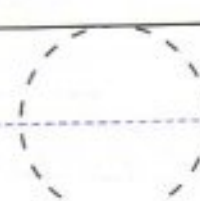
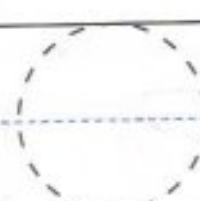
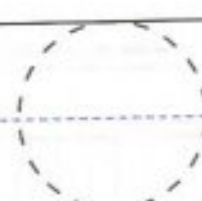
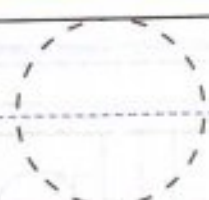
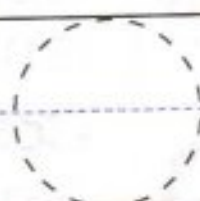

Letter



Upper case



Trace the letters.






Letter



Lower case

Trace the letters.



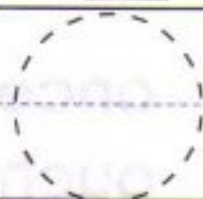
These pictures begin with the letter O. Color the pictures.



Name _____




Trace the UPPER and lower case O's. Then write the letters on the lines.



Letter



Trace the UPPER and lower case O's. Then practice writing the letters together on the lines.



Letter Recognition

Name _____

Letter

Oo

Circle the **Oo** letters in these words:

Oliver

owl

octopus

once

flower

cat

only

ouch

apple

yes

Omaha

out

The letter **Oo** can have more than one sound.

Circle the pictures that start with the **Oo** sound.

Color the pictures.



Words that start with the

These words start with the letter O.

Write  the letter on the line.**Color**  the pictures.

Letter



O is for __strich.

O is for __ven.



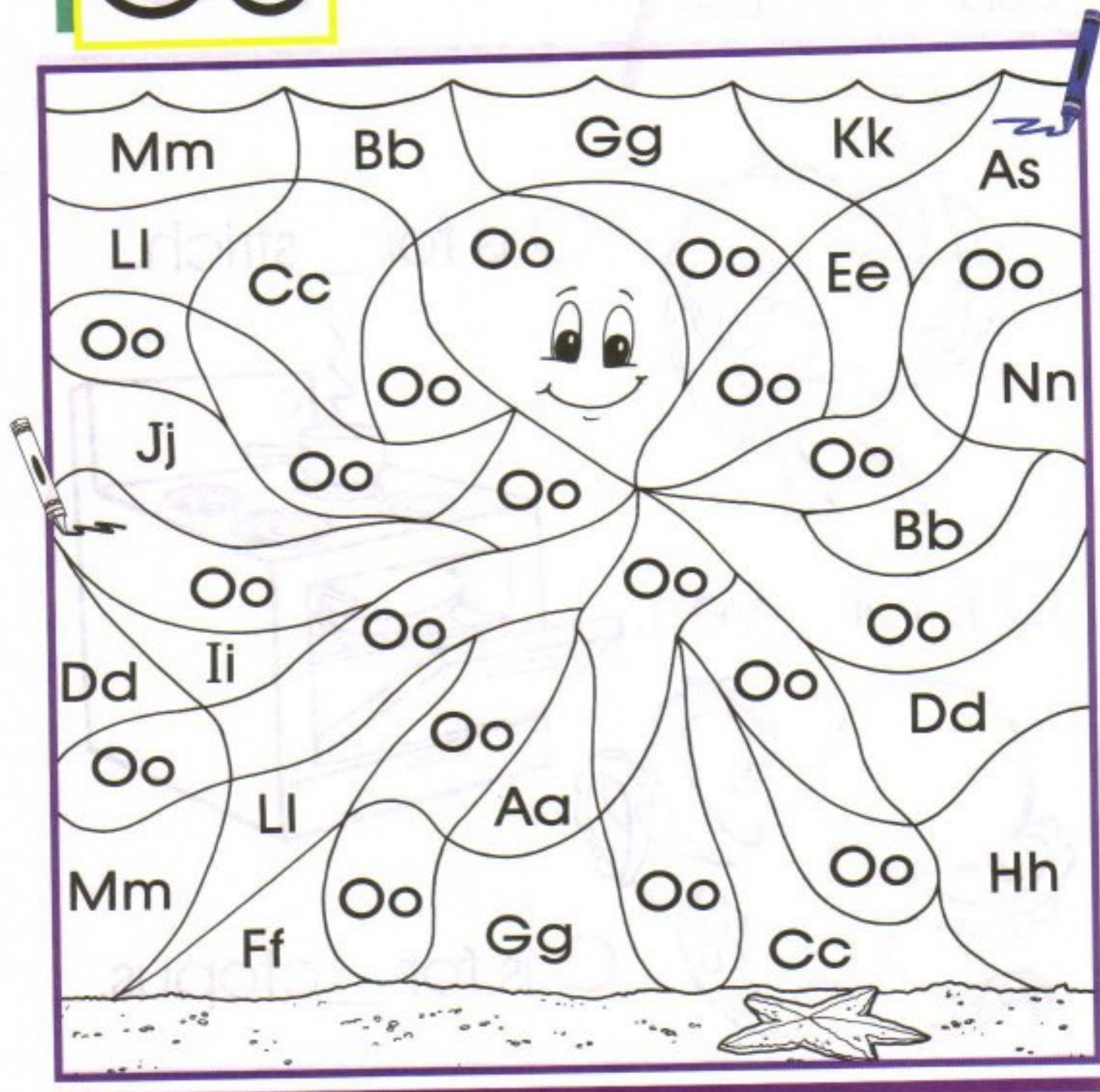
O is for __ctopus.

Letter

Oo

See who has 8 legs and lives in the ocean.

Color the spaces with **O** or **o** brown.
Color the other spaces **blue**.

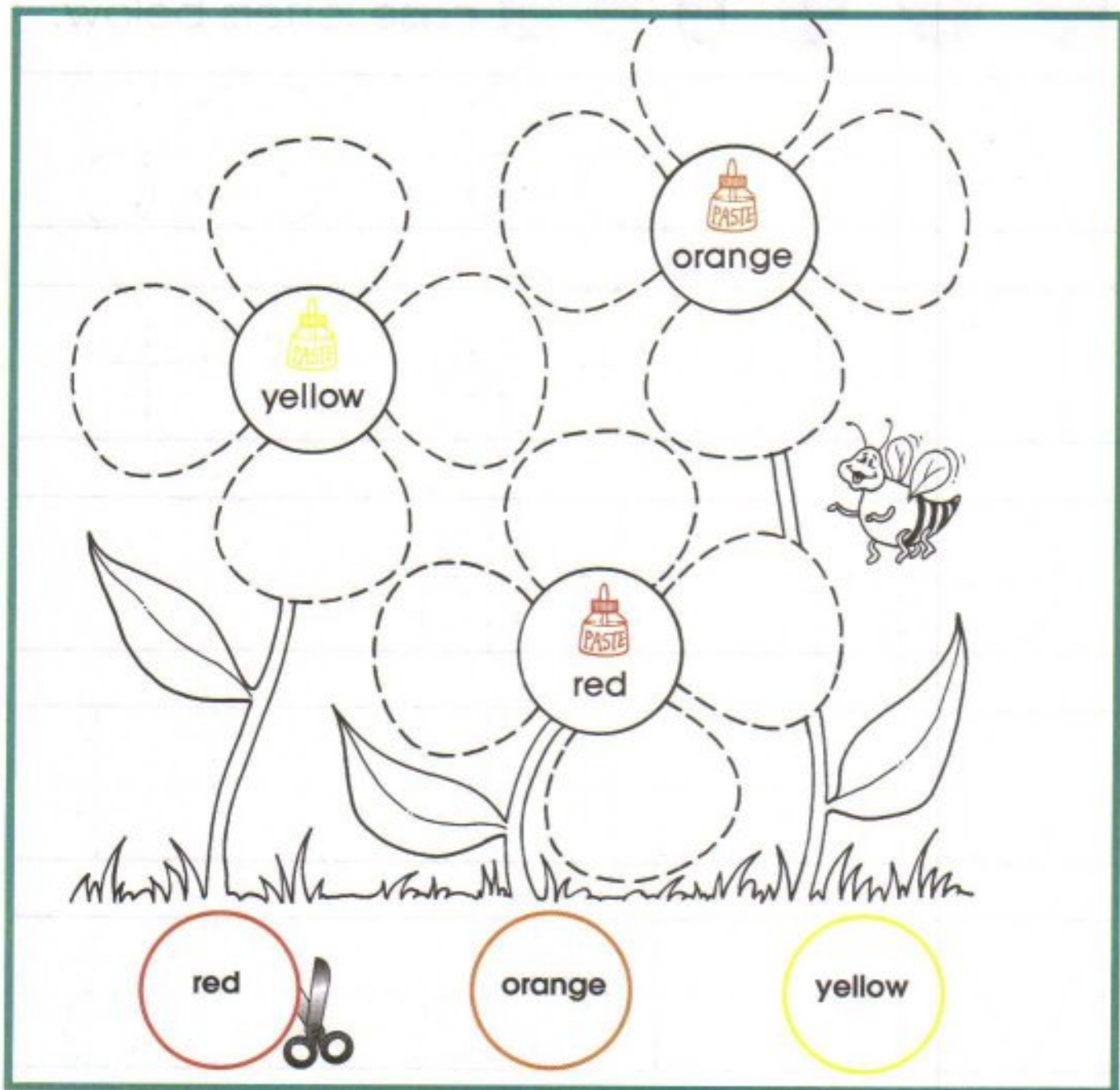



Letter

Oo

Color and  **cut out** the **O's**.
Paste them on the matching center of the flowers.

Trace and **color** the petals.
Color the picture. 





Practice **writing**
the letters **A-O**
by **tracing** the
UPPER and **lower**
case letters below.

Aa Bb Cc

Dd Ee Ff

Gg Hh Ii

Jj Kk Ll

Mm Nn Oo

Review letters **A-O**

Name _____



Trace the letters. Then practice **writing** them on the lines below.

A

B

C

D

E

F

G

H

I

J

K


L

M

N


O

The Mouse on the Moon
Connect the dots from **A-O**.
What do you see?

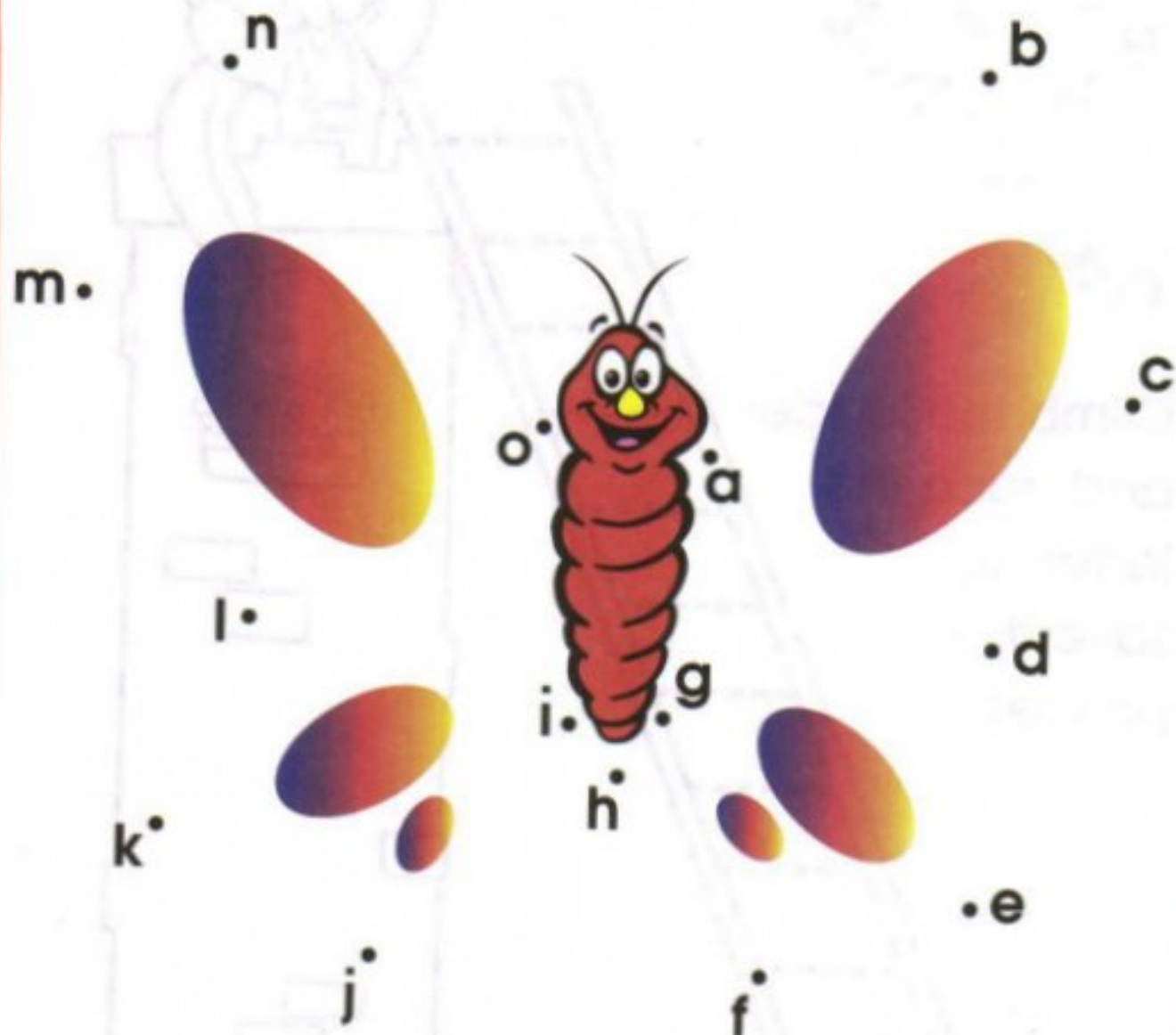


Save The Princess By Climbing The Alphabet Ladder

Climb the ladder
and **trace** the
letters to
save the
princess!



Connect the dots as you say the alphabet,
starting with the letter **a**.



Alphabet Camping

Trace the letters on the tent.

Color the picture!



Feed the Dinosaur!

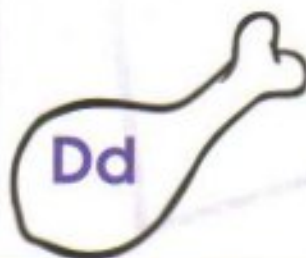
Color the food pictures and **cut** them out.



Paste them in the correct food basket.



Color the dinosaur!



Name _____

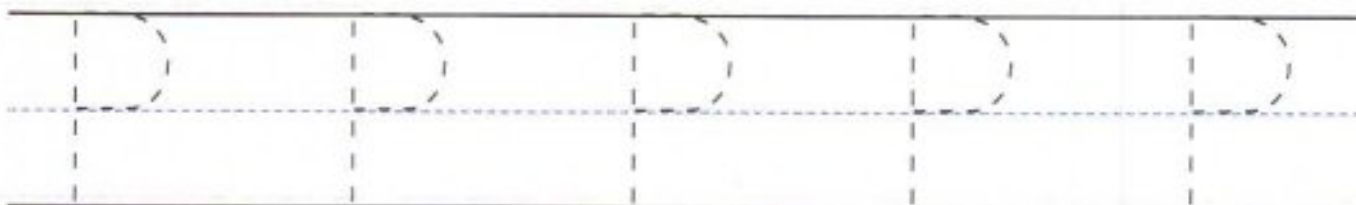
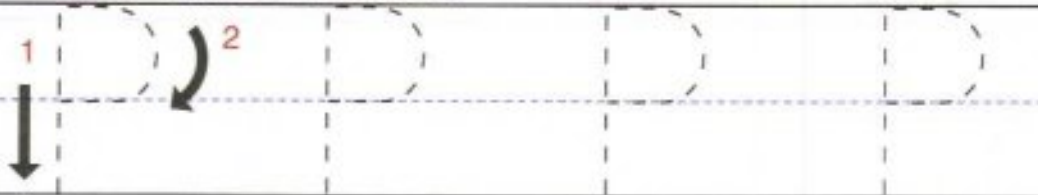
Letter

P

Upper case



Trace the letters.




Letter


Lower case

p

Trace the letters.




These pictures begin with the letter P. Color the pictures.



Name _____




Trace the UPPER and lower case P's. Then write the letters on the lines.



Letter

Pp

Trace the UPPER and lower case P's. Then practice writing the letters together on the lines.



Letter


Pp

Circle the **Pp** letters in these words:

pencil Paul balloon pig
dog party penny Princess
pumpkin pie pen play

Circle the pictures that start with the **Pp** sound.

Color the pictures.



Words that start with the

These words start with the letter P.

Write  the letter on the line.**Color** the pictures. 


Letter

P



P is for ____ig.

P is for ____in.



P is for ____an.

Letter

Pp




If the picture begins with **Pp**, leave the space **white**.

Color all of the other spaces **red** to find a popping good snack!



Letter

Pp

 Trace each Pp. Then color each pepperoni red. Cut out each pepperoni and  paste them on the pizza.

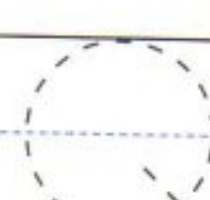
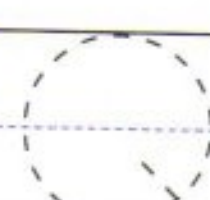
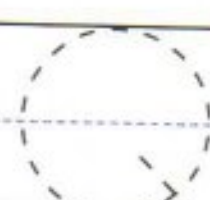
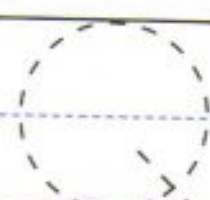
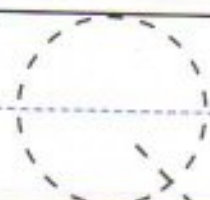
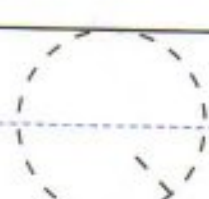
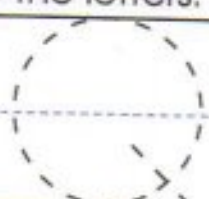
Letter

Q

Upper case

Name _____

Trace the letters.











Letter


Lower case

q

Trace the letters.




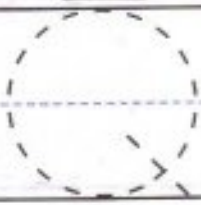
These pictures begin with the letter Q. Color the pictures.



Name _____




Trace the UPPER and lower case Q's. Then write the letters on the lines.



Letter

Qq

Trace the UPPER and lower case Q's. Then practice writing the letters together on the lines.



Letter

Qq

Circle the **Qq** letters in these words:

pop Quincy quarter quilt
bike quit Queen quiet
balloon Mary quail fun

Circle the pictures that start with the **Qq** sound.

Color the pictures.





Words that start with the

Letter

Q

These words start with the letter Q.

Write  the letter on the line.**Color**  the pictures.

Q is for ____uilt.



Q is for ____ueen.



Q is for ____uarter.

Letter
Qq

Color the sections with **Qq** pictures **red**.

Color all of the other spaces **yellow**.




Letter
Qq

Look how **quiet** everything in the picture seems.

Can you **find** each **Q** and **q**?

Color each **Q** **blue** and each **q** **yellow**.



Name _____


Letter

R

Upper case



Trace the letters.




Letter


r

Lower case

Trace the letters.



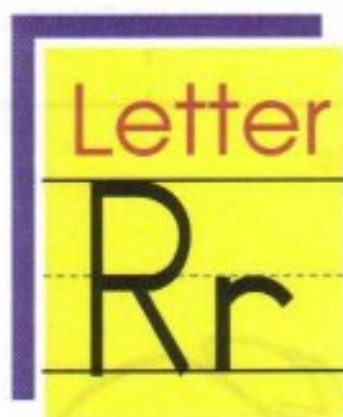


These pictures begin with the letter **R**. Color the pictures.



Name _____



Trace the UPPER and lower case R's. Then write the letters on the lines.



Trace the UPPER and lower case R's. Then practice writing the letters together on the lines.



Letter

Rr

Circle the **Rr** letters in these words:

rain roses Robert nuts

rake rabbit pin four

red ring Renee rocket

Circle the pictures that start with the **Rr** sound.


Color the pictures.



Words that start with the

Letter

R

These words start with the letter **R**.**Write**  the letter on the line.**Color**  the pictures.**R** is for ___abbit.**R** is for ___attle.**R** is for ___accoon.

Letter
Rr

Help **Rodeo Raccoon** rope the **R**'s.
Draw a circle around each picture
that begins with **Rr**.



**Color the
picture
with fun
colors for
Rodeo
Raccoon!**

Letter

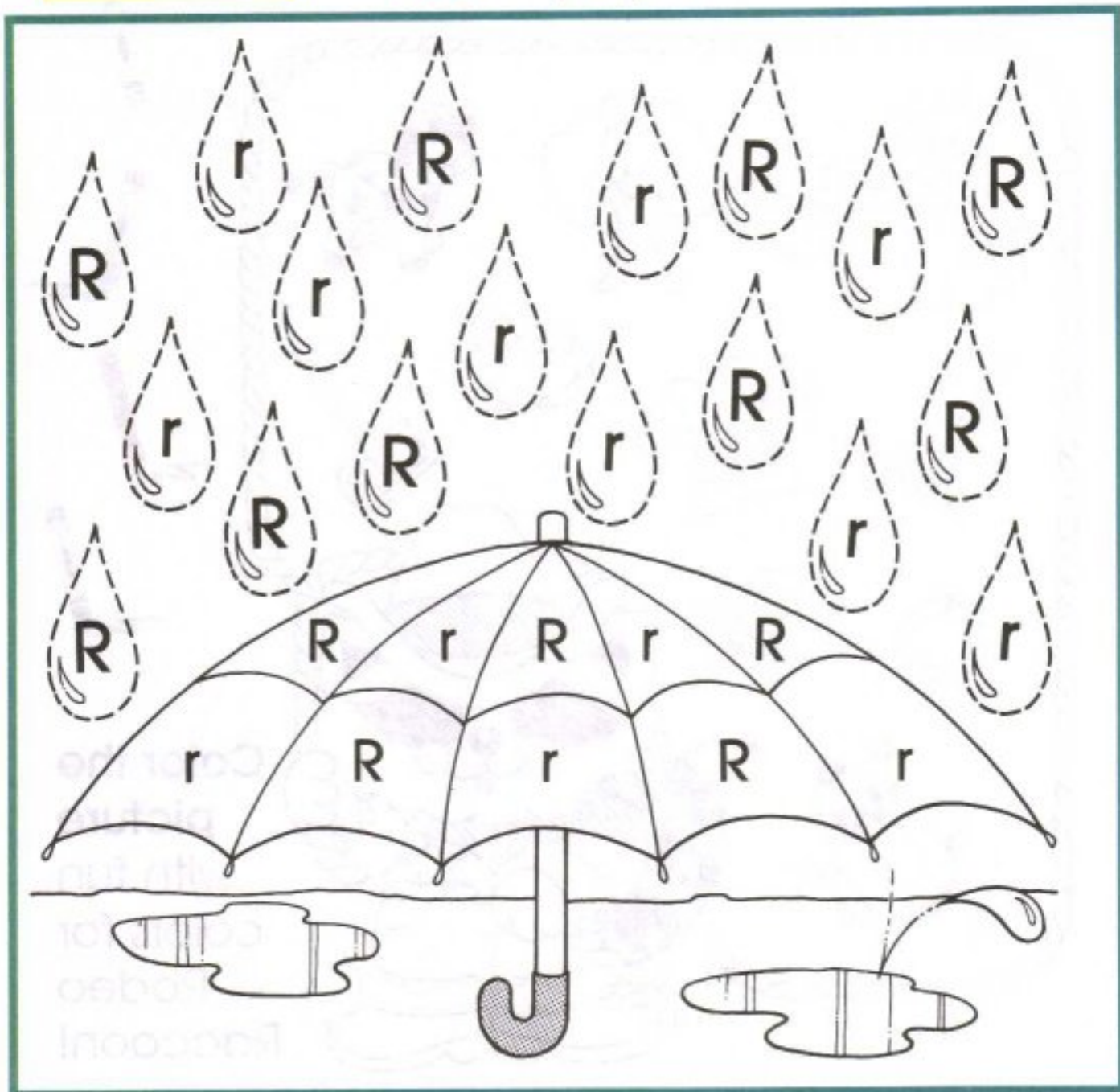
Rr

Trace  each **R** and **r**.

Color each raindrop with **R green** and each with **r blue**.

Color the umbrella.

R = red **r = purple**.



Name _____



Letter

S

Upper case



Trace the letters.




Letter


s

Lower case

Trace the letters.



These pictures begin with the letter **S**. Color the pictures.



Name _____



Trace the UPPER and lower case S's. Then write the letters on the lines.

S

s

Letter

Ss

Trace the UPPER and lower case S's. Then practice writing the letters together on the lines.



Ss

Letter

Ss

Circle the Ss letters in these words:

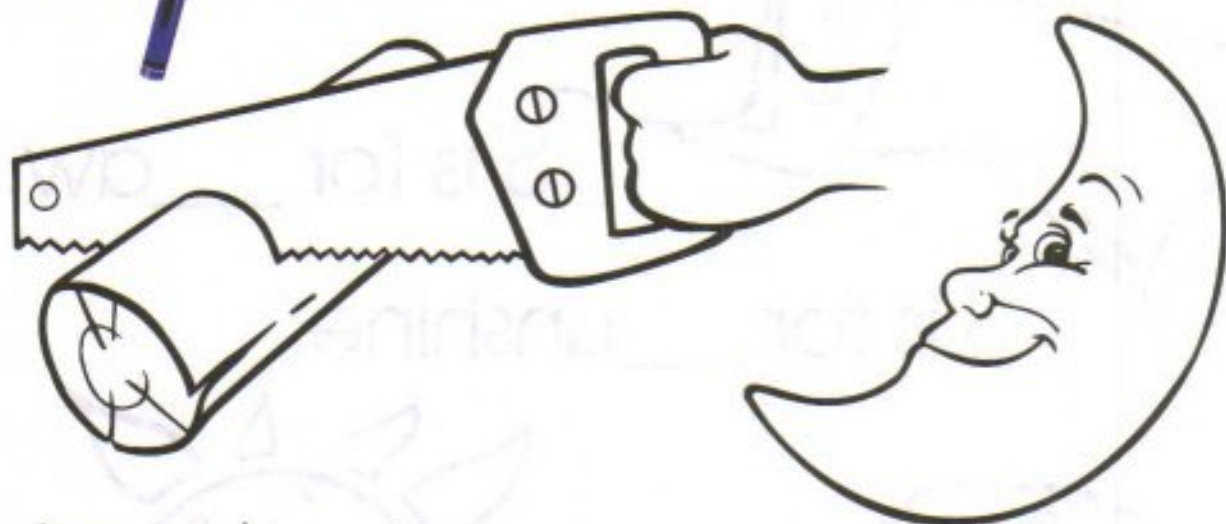
sun see milk six baby

Sheri saw men sailboat

Susie sea silly swan

Circle the pictures that start with the **Ss** sound.

Color the pictures.



Words that start with the

Letter

S

These words start with the letter S.

Write  the letter on the line.**Color**  the pictures.

S is for ____aw.

S is for ____unshine.



S is for ____nake.


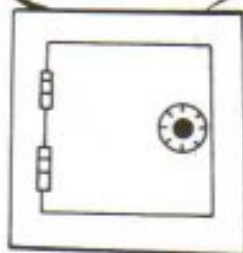
Letter

Ss

Help **Simon Seal** decide what he should store in his safe.

Draw a line from the safe to each picture that begins with **Ss**.

Color each picture with bright colors!




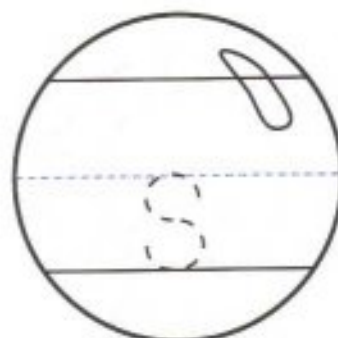
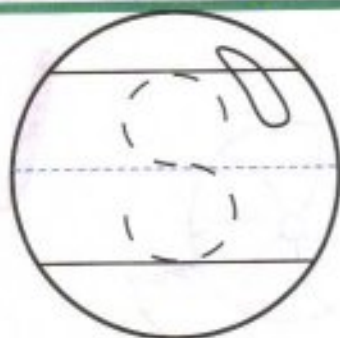
Letter

Ss

Trace  each **S** and **s**.

Color each bubble with **S**  yellow.

Color each bubble with **s**  purple.



Name _____

Letter



Upper case

Trace the letters.

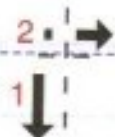


Letter





Lower case

Trace the letters.






These pictures begin with the letter **T**. Color the pictures.





Name _____



Trace the UPPER and lower case T's. Then write the letters on the lines.



Trace the UPPER and lower case T's. Then practice writing the letters together on the lines.



Letter

Tt

Circle the **Tt** letters in these words:

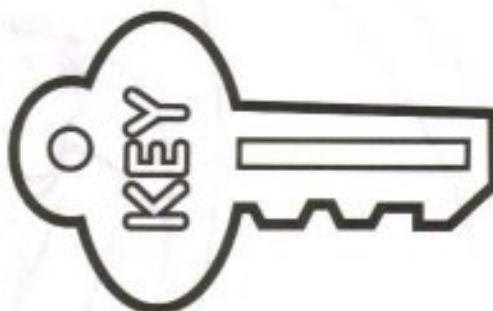

Taylor four table tiger

girl Timothy two fish

television telephone time

Circle the pictures that start with the **Tt** sound.

Color the pictures.





Words that start with the

Letter


T

These words start with the letter T.

Write  the letter on the line.**Color**  the pictures.

T is for _____urtle.

T is for _____owel.



T is for _____ent.

Letter

Tt

Color the pictures that begin with **Tt**.




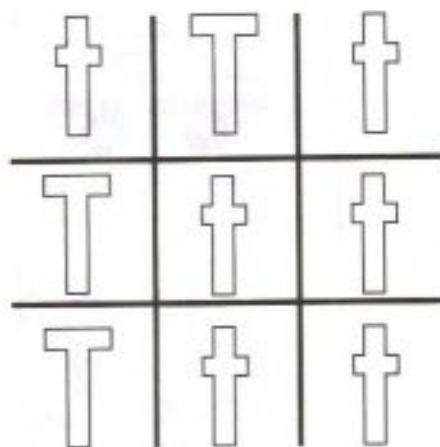
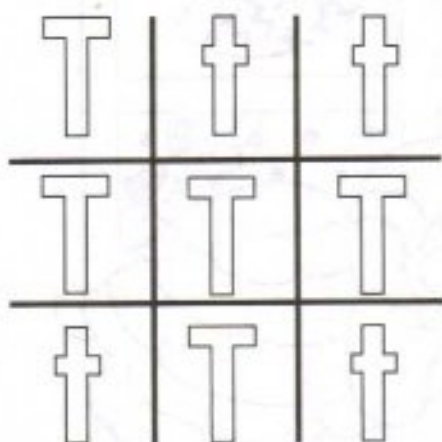
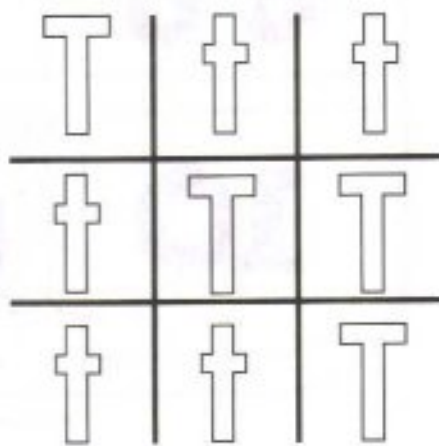
10




Letter

Tt

Do you like to play tic-tac-toe?

Color each T and t with the correct color.**Draw a line** to win tic-tac-toe.**T** = red**t** = green**T** = blue**t** = yellow**T** = purple**t** = orange



Practice **writing** the letters **A-J** by **tracing** the **UPPER** and **lower case** letters below.

Aa Bb Cc

Dd Ee

Ff Gg Hh

Ii Jj



Practice **writing** the letters **K-T** by **tracing** the **UPPER** and **lower case** letters below.


K k L l M m

N n O o

P p Q q R r

S s T t

What is the Rabbit Queen jumping out of?
Connect the dots and you will see!



Who puts out fires and helps keep you safe?

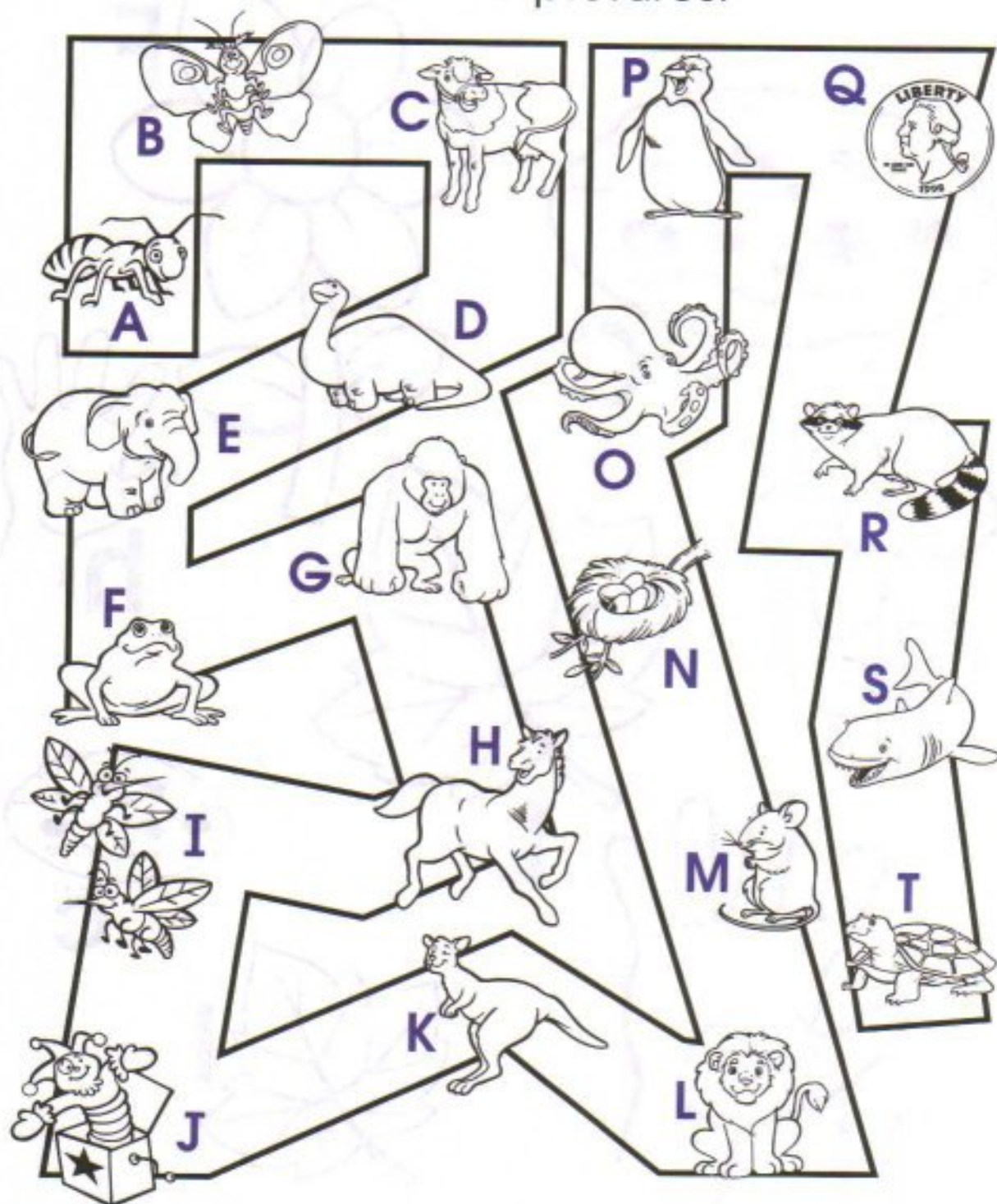


Connect the dots as you say the alphabet, starting with the letter **a**.

Color the picture.



Follow the maze and **say each letter**. Start with "**A**" for ant and end with "**T**" for turtle. **Color** the pictures!





Draw a line between the **UPPER** and **lower case** letters that belong together.
Color the pictures.

**C****F****f****L****h****H****c****l**




Draw a line between the **UPPER** and **lower case** letters that belong together.

Color the pictures.

**T****S****R****I****r****L****s****t**

Matching UPPER and lower case letters

Trace all the letters. **Cut out** the **UPPER case** letters and **glue** them next to the matching **lower case** letter on the following page.



Review letters **A-T**

Name _____

Match **UPPER** and **lower case** letters on this page.



a

b

c

d

e

f

g

h

i

j

k

l

m

n

o

p

q

r

s

t

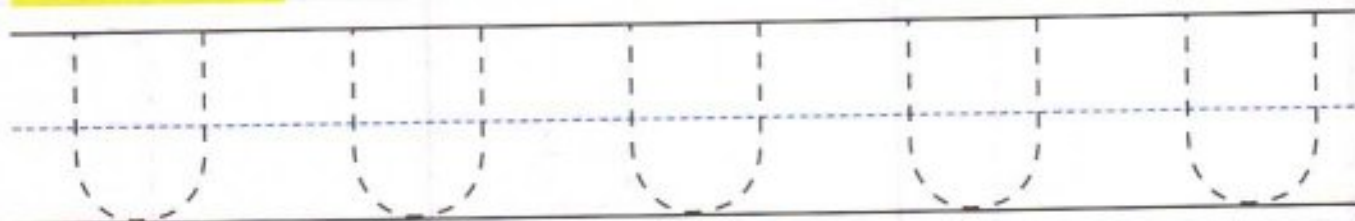
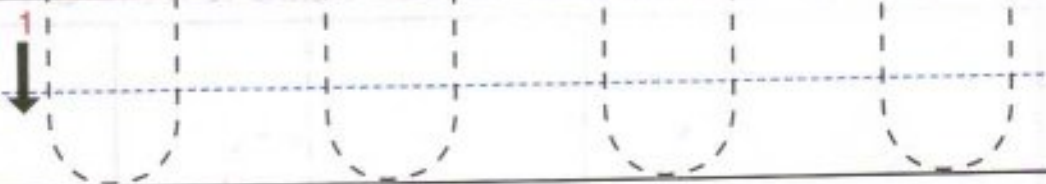
Name _____

Letter

U

Upper case

Trace the letters.



Letter

u

Lower case

Trace the letters.




These pictures begin with the letter **U**. Color the pictures.



Name _____



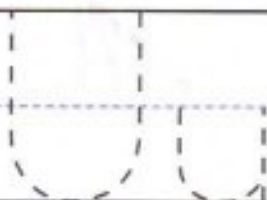
Trace the UPPER and lower case U's. Then write the letters on the lines.



Letter

Uu

Trace the UPPER and lower case U's. Then practice writing the letters together on the lines.



Letter

Uu


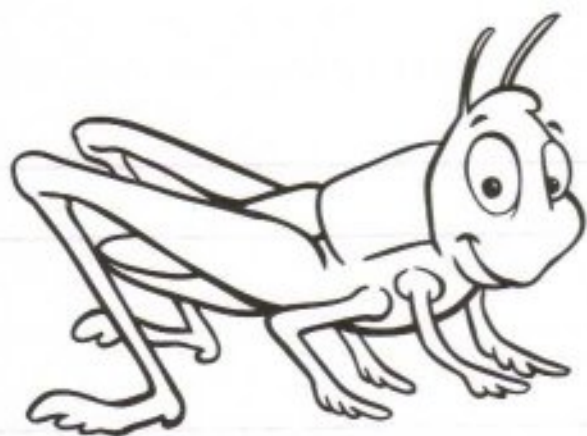
Circle the **Uu** letters in these words:
 under unicorn unless for
 umbrella up down also
 funny flower laugh



The letter **Uu** can have more than one sound.

Circle the pictures that start with the **Uu** sound.

Color the pictures.



Words that start with the

These words start with the letter **U**.**Write**  the letter on the line.**Color** the pictures. 

Letter

U



U is for ____nicorn .



U is for ____mbrella.

U is for ____p.



Letter


Uu

Find each hidden U and u.

Color each U purple.

Color each u orange.

Color the whole picture.



Name _____

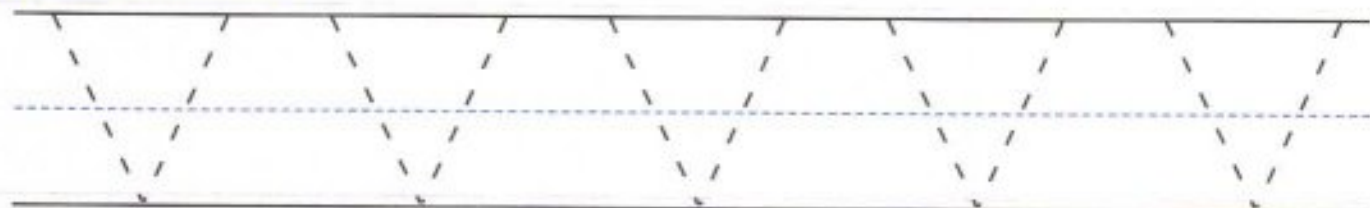
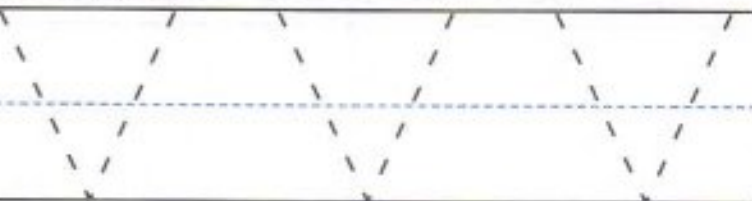
Letter

V

Upper case



Trace the letters.





Letter

v

Lower case

Trace the letters.





These pictures begin with the letter V. Color the pictures.




Name _____



Trace the UPPER and lower case V's. Then write the letters on the lines.



Trace the UPPER and lower case V's. Then practice writing the letters together on the lines.



Letter

Vv

Circle the **Vv** letters in these words:

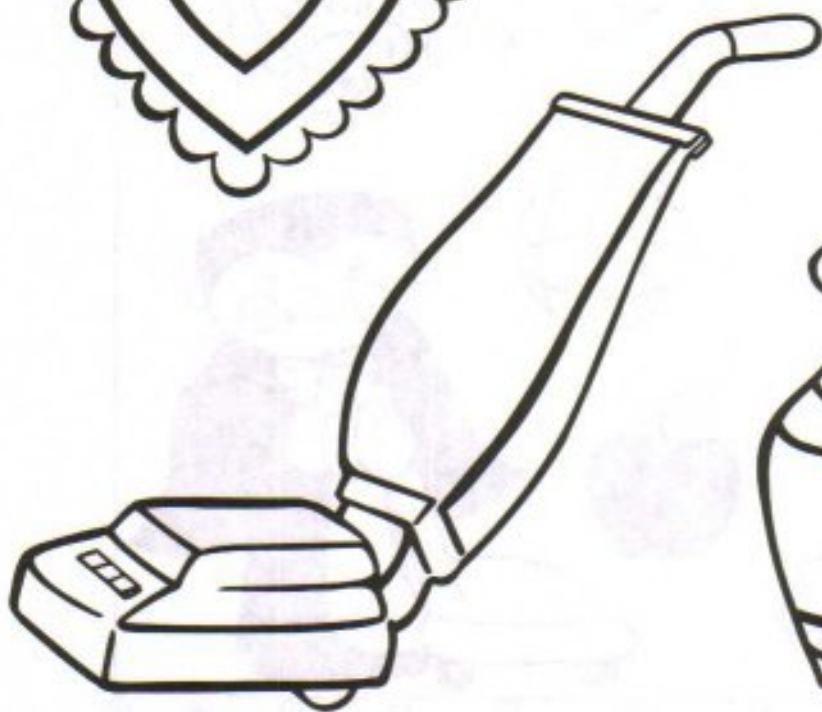
Valerie violin rake vest

Victoria Valentine look

rabbit vacuum vacation


Circle the pictures that start with the **Vv** sound.

Color the pictures.



Letter

Vv

Help **Vern Vampire** vacuum.**Circle** the pictures that begin with **Vv**.**Color** all the pictures.

Words that start with the

These words start with the letter V.

Write  the letter on the line.**Color**  the pictures.

Letter

V



V is for ____est.



V is for ____ase.






V is for ____acuum.


Letter

Vv

Trace  each V and v.

Color each heart with Vv **red.** 

 **Cut** and  **paste** each Vv on a heart.



Name _____

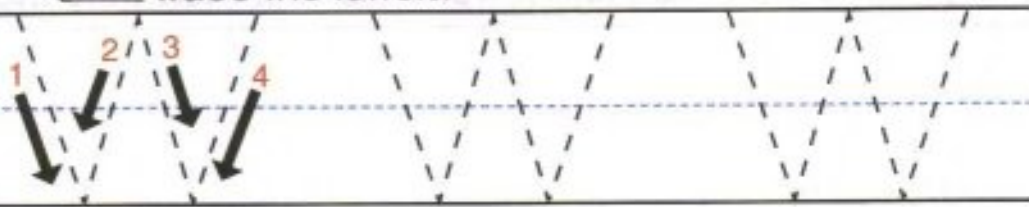
Letter

W

Upper case



Trace the letters.




Letter




w

Lower case

Trace the letters.




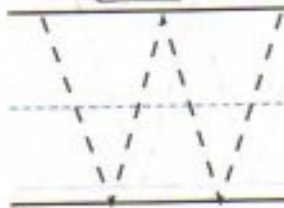
These pictures begin with the letter **W**. Color the pictures.



Name _____



Trace the UPPER and lower case W's. Then write the letters on the lines.



Letter

Ww

Trace the UPPER and lower case W's. Then practice writing the letters together on the lines.



Letter Recognition

Name _____

Letter


Ww

Circle the **Ww** letters in these words:


window Walter walk win
said was Marjorie white
went boat willow want

Circle the pictures that start with the **Ww** sound.



Color the pictures.



Words that start with the


These words start with the letter **W**.**Write**  the letter on the line.**Color** the pictures. 

Letter

W**W** is for ____alrus.**W** is for ____atermelon.**W** is for ____agon.

Ww


Draw a black line to follow each **W** and **w**.



Letter
Ww

Color each of the watches.

Color and  cut out each picture that begins with **W**.
Then paste  them on the watches.



Letter

X

Upper case

Name _____

Trace the letters.



Letter

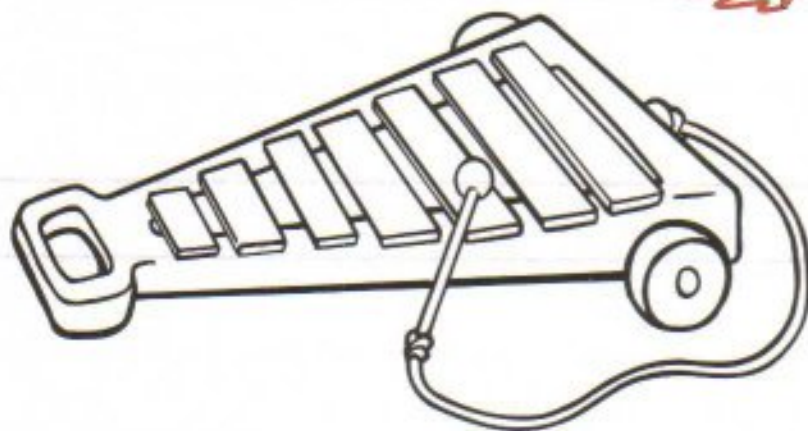
x

Lower case

Trace the letters.




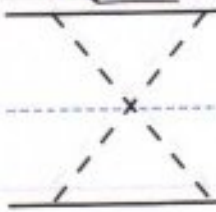
These pictures begin with the letter X. Color the pictures.



Name _____



Trace the UPPER and lower case X's. Then write the letters on the lines.



Letter

Xx

Trace the UPPER and lower case X's. Then practice writing the letters together on the lines.



Letter

Xx

Circle the **Xx** letters in these words:

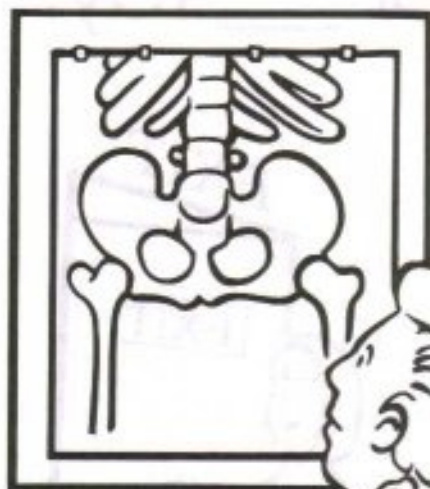
Xavier X-ray exit dog

rabbit Rex xylophone

excellent exercise play

Circle the pictures that have the **Xx** sound.


Color the pictures.



Words that have the

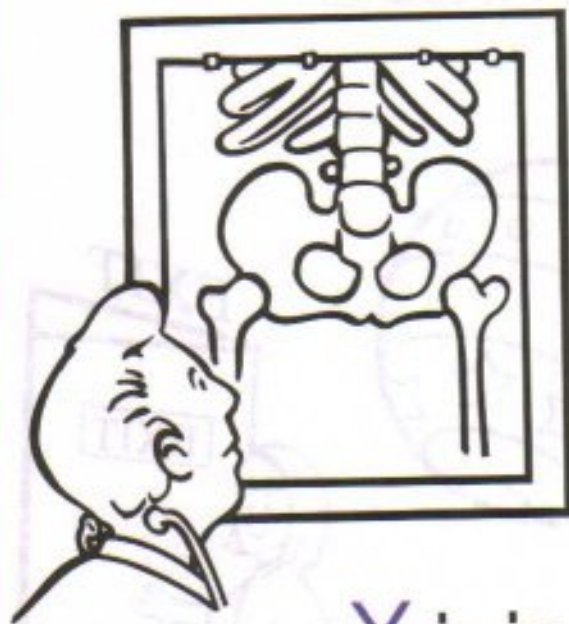
These words have **X** in them.

Write  the letter on the line.

Color  the pictures.

Letter

X



X is for ____-ray.

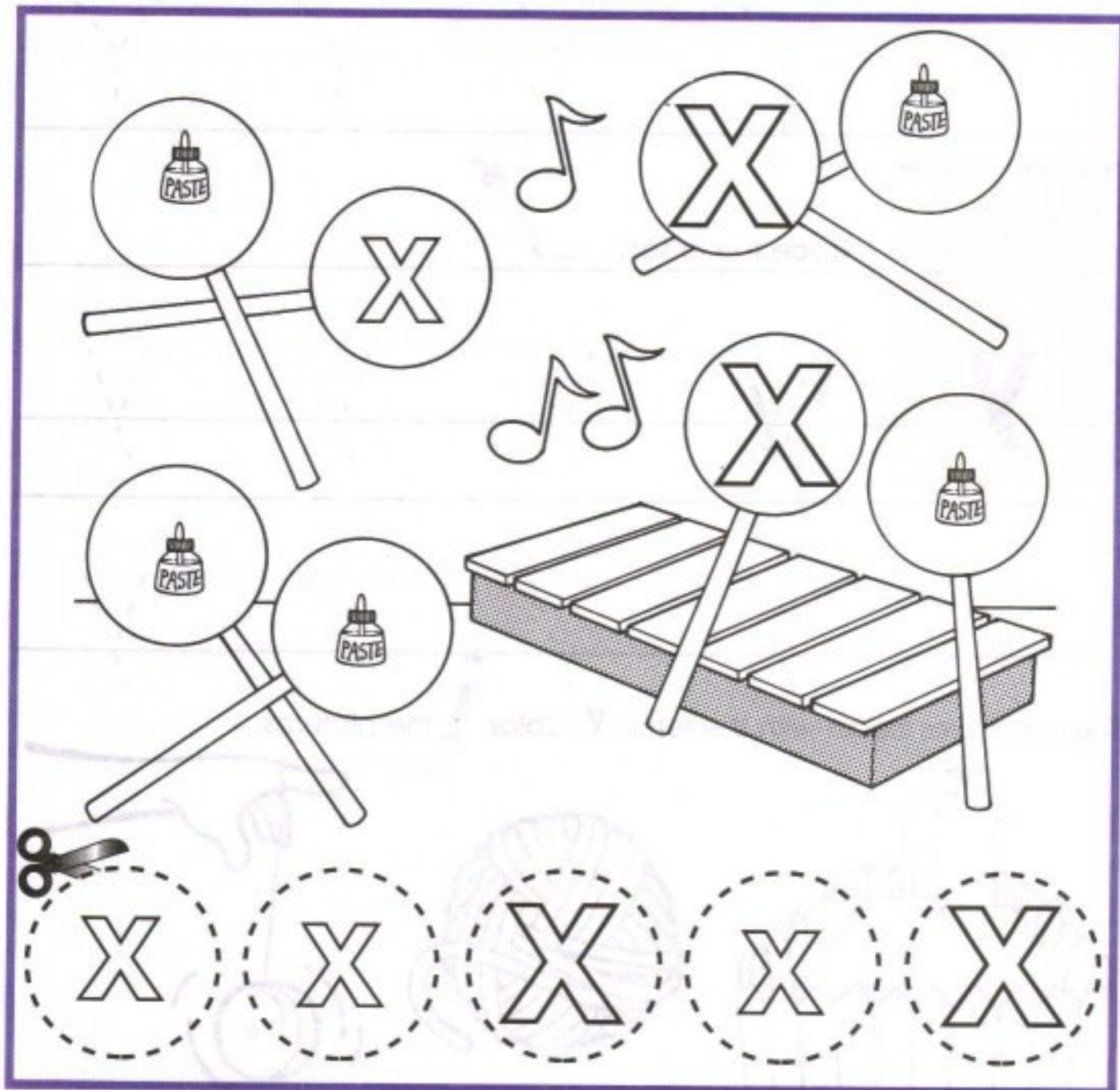
X is in E____it.



X is for ____ylophone.

Letter

Xx

Color the **UPPER** case X's red.Color the **lower case** x's blue.and _____ each **X** and **x** so there is an **UPPER** and **lower case** **x** in each set.

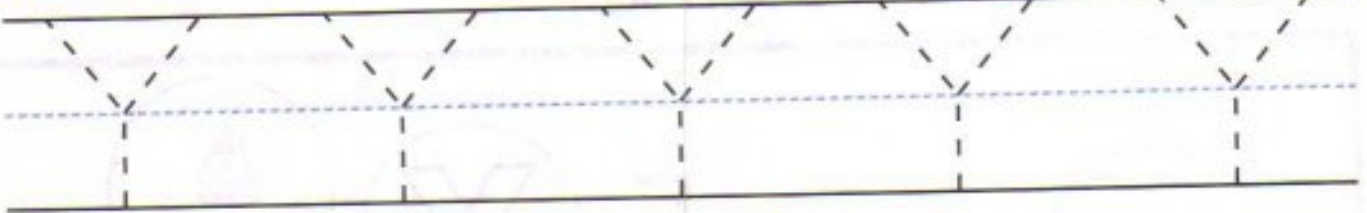
Name _____

Letter

Y

Upper case

Trace the letters.



Letter

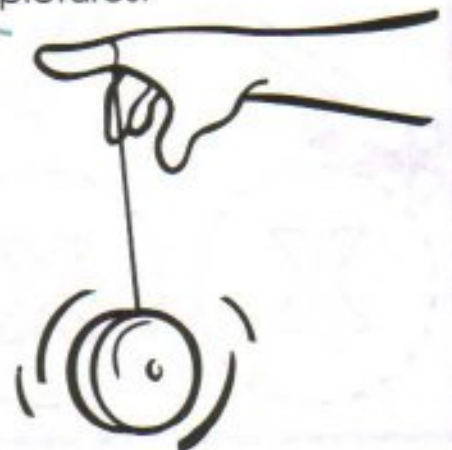

Lower case

y

Trace the letters.




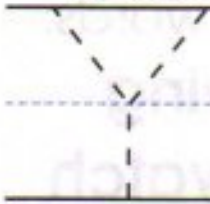
These pictures begin with the letter Y. Color the pictures.



Name _____



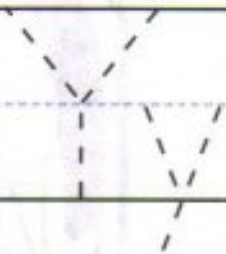
Trace the UPPER and lower case Y's. Then write the letters on the lines.



Letter

Yy

Trace the UPPER and lower case Y's. Then practice writing the letters together on the lines.



Letter Recognition

Name _____

Letter

Yy

Circle the **Yy** letters in these words:

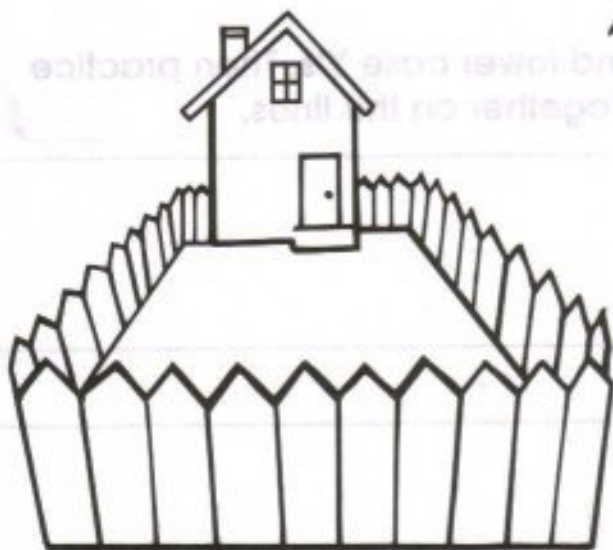
yarn yo-yo yard wing

Yvonne yes yoke watch

vine yesterday yellow

Circle the pictures that start with the **Yy** sound.

Color the pictures.



Words that start with the

These words start with the letter Y.

Write  the letter on the line.**Color**  the pictures.

Letter

Y



Y is for ____o-yo.

Y is for ____arn.




Y is for ____ogurt.

Letter

Yy

Find each **Y** and **y** hidden in the yard.


Color each **Y** red and each **y** yellow. Color the rest of the yard and make it fun!



Letter
Yy

Make this yo-yo spin.

Color only the pictures that begin with **Yy**.



Name _____

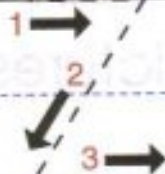
Letter

Z

Upper case



Trace the letters.

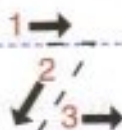


Letter


z

Lower case

Trace the letters.



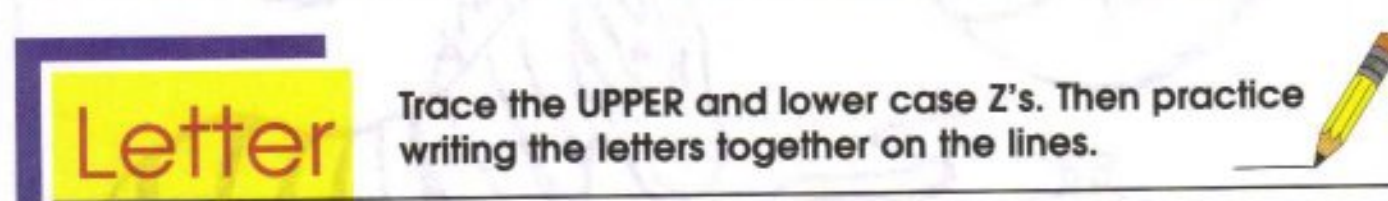





These pictures begin with the letter **Z**. Color the pictures.



Name _____



Trace the UPPER and lower case Z's. Then write the letters on the lines.



Letter

Zz

Trace the UPPER and lower case Z's. Then practice writing the letters together on the lines.




Letter

Zz

Circle the **Zz** letters in these words:
 zipper zebra last zig-zag
 jazz band Zelda zoom
 frog zilch lizard zoo

Circle the pictures that start with the **Zz** sound.

Color the pictures.



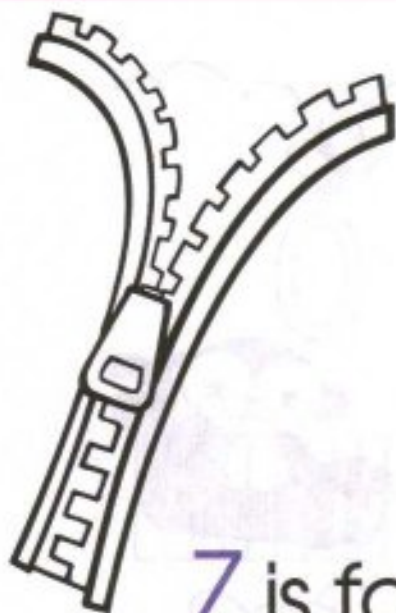
Words that start with the

Letter

These words start with the letter Z.

Write  the letter on the line.**Color**  the pictures.

Z



Z is for _____ipper.



Z is for _____ebra.



Z is for _____ig-zag.

Letter

Zz

Take a trip through the zoo.

Color only the pictures that begin with **Zz**.



Review letters **A-Z**

Name _____



Practice **writing**
the letters **A-Z** by
tracing the **UPPER**
and **lower case**
letters below.

Aa Bb Cc

Dd Ee Ff

Gg Hh Ii

Jj Kk Ll

Review letters **A-Z**

Name _____

Mm Nn Oo


Pp Qq Rr

Ss Tt Uu

Vv Ww Xx

Yy Zz

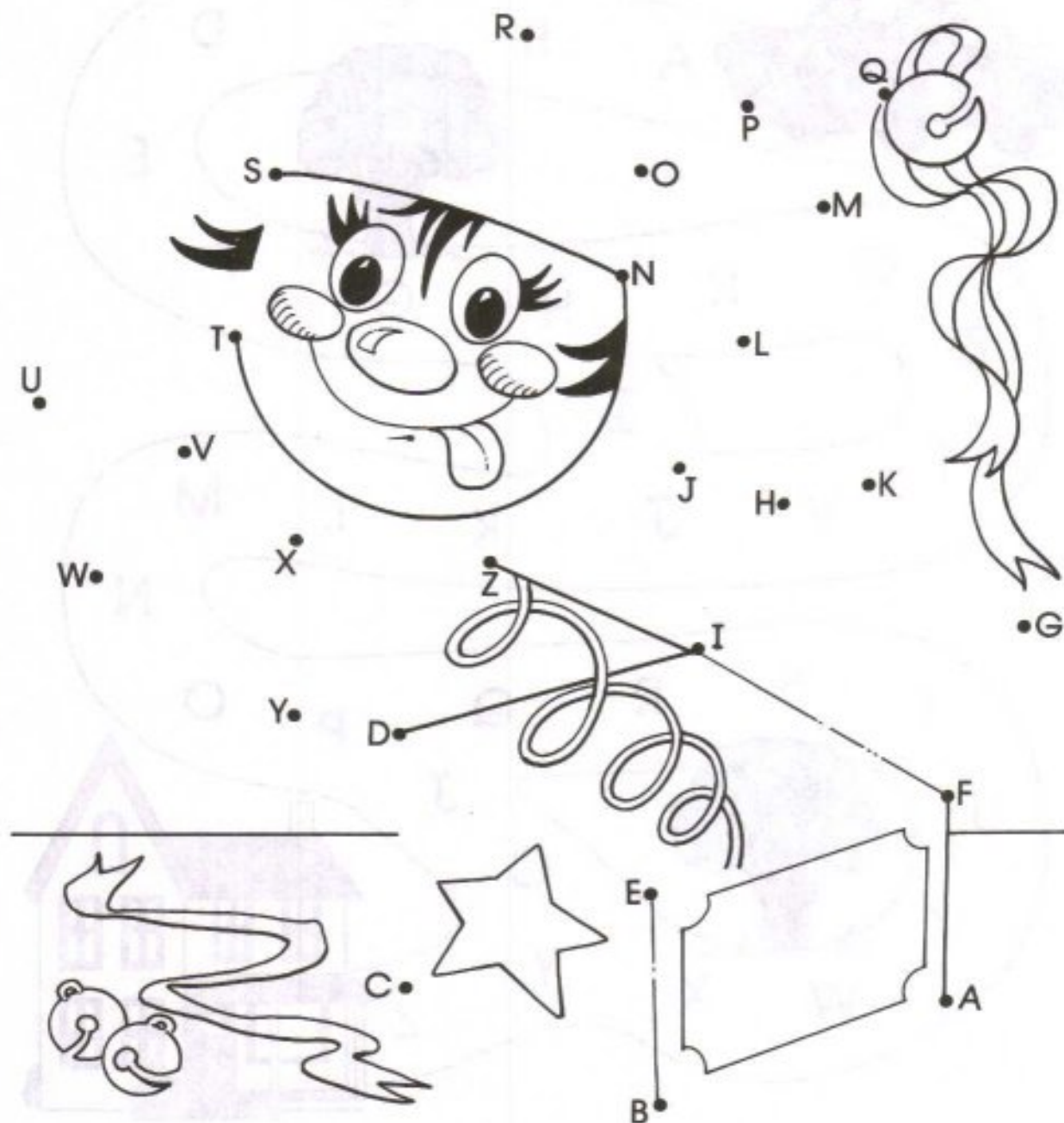
Grandparents are fun to visit. **Draw a line** from **A-Z** to show the way to the grandparents' house.







Draw a line to **connect the dots** from **A-Z**.
Use the right color for each part of the line.

A-E = RED **F-J = YELLOW** **K-O = BLUE**
P-T = GREEN **U-Z = PURPLE**




Help the Zebra find his way back to the zoo.

Color the boxes  from **A** to **Z**.

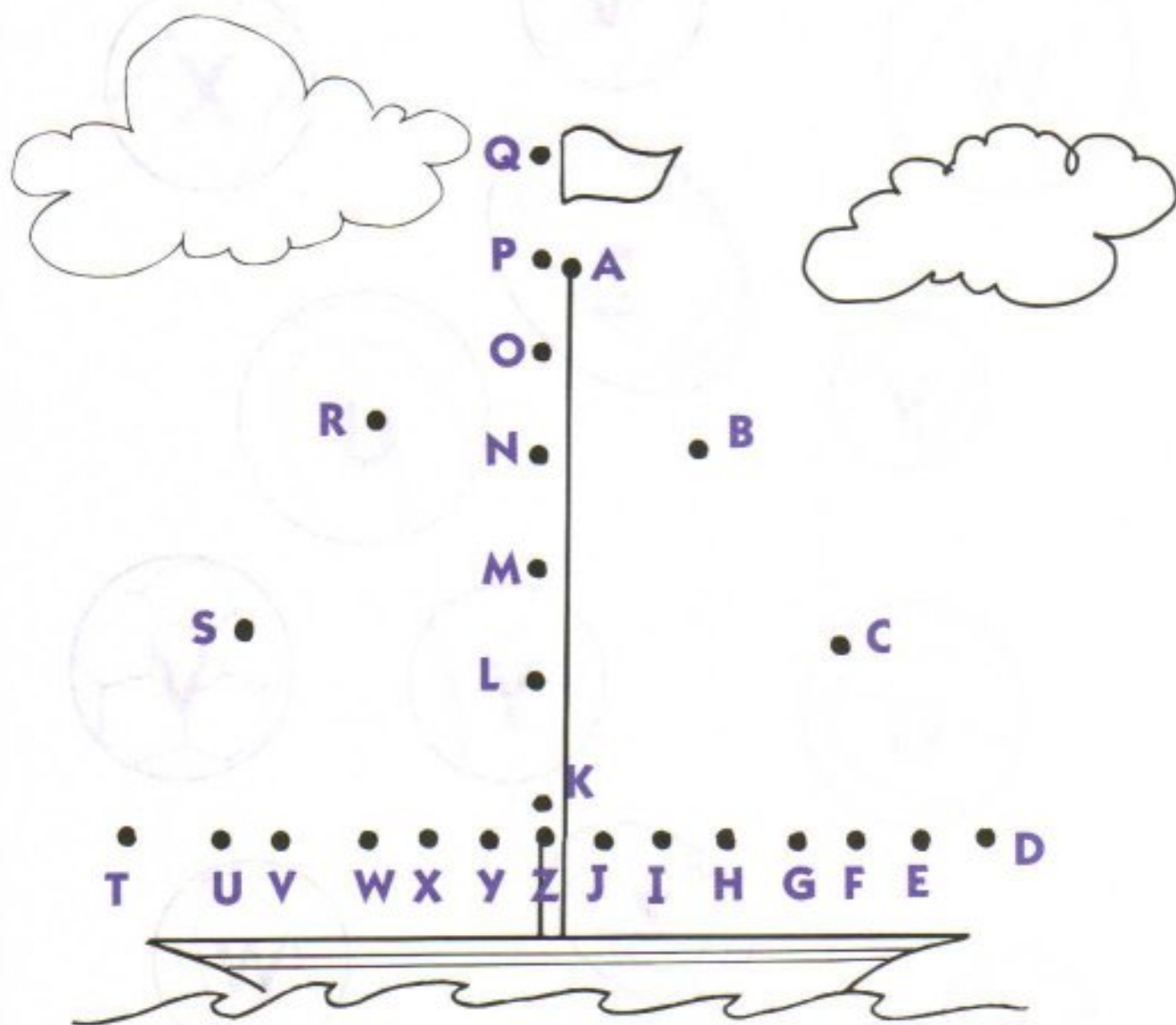


Alphabet X-Ray

**Trace** all the letters in the X-ray.**Color** the picture.

Connect the dots as you say the alphabet,
starting with the letter **A**.

Color the picture.



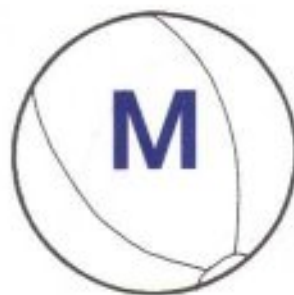


Draw a line between the **UPPER** and **lower case** letters that belong together.





Draw a line between the **UPPER** and **lower case** letters that belong together.



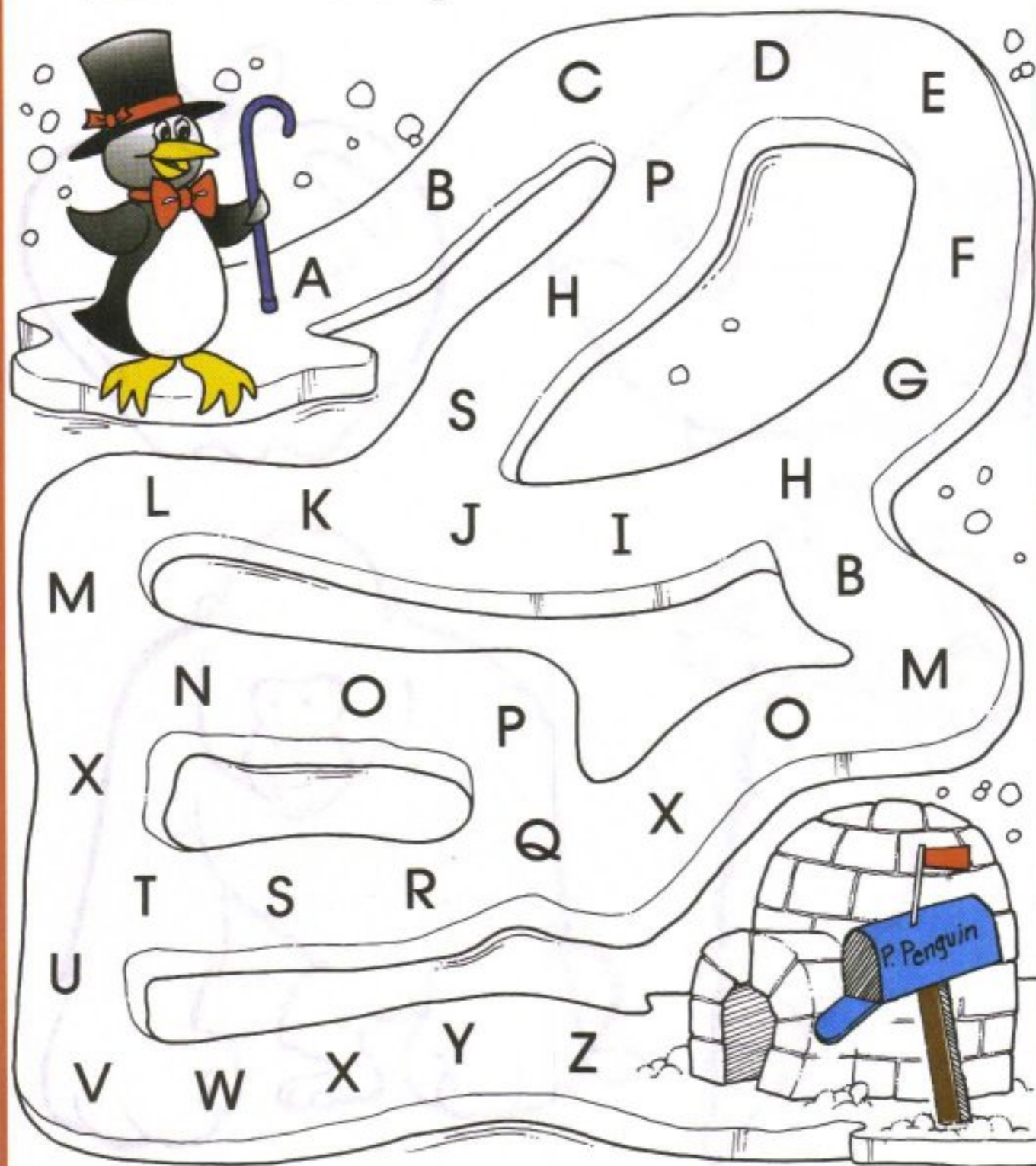
Connect the dots as you say the alphabet,
starting with the letter **A**.

Color the picture.









Draw a line from **A-Z** to show the way to Penguin's house.



Trace the letter on each object.
Color the pictures.

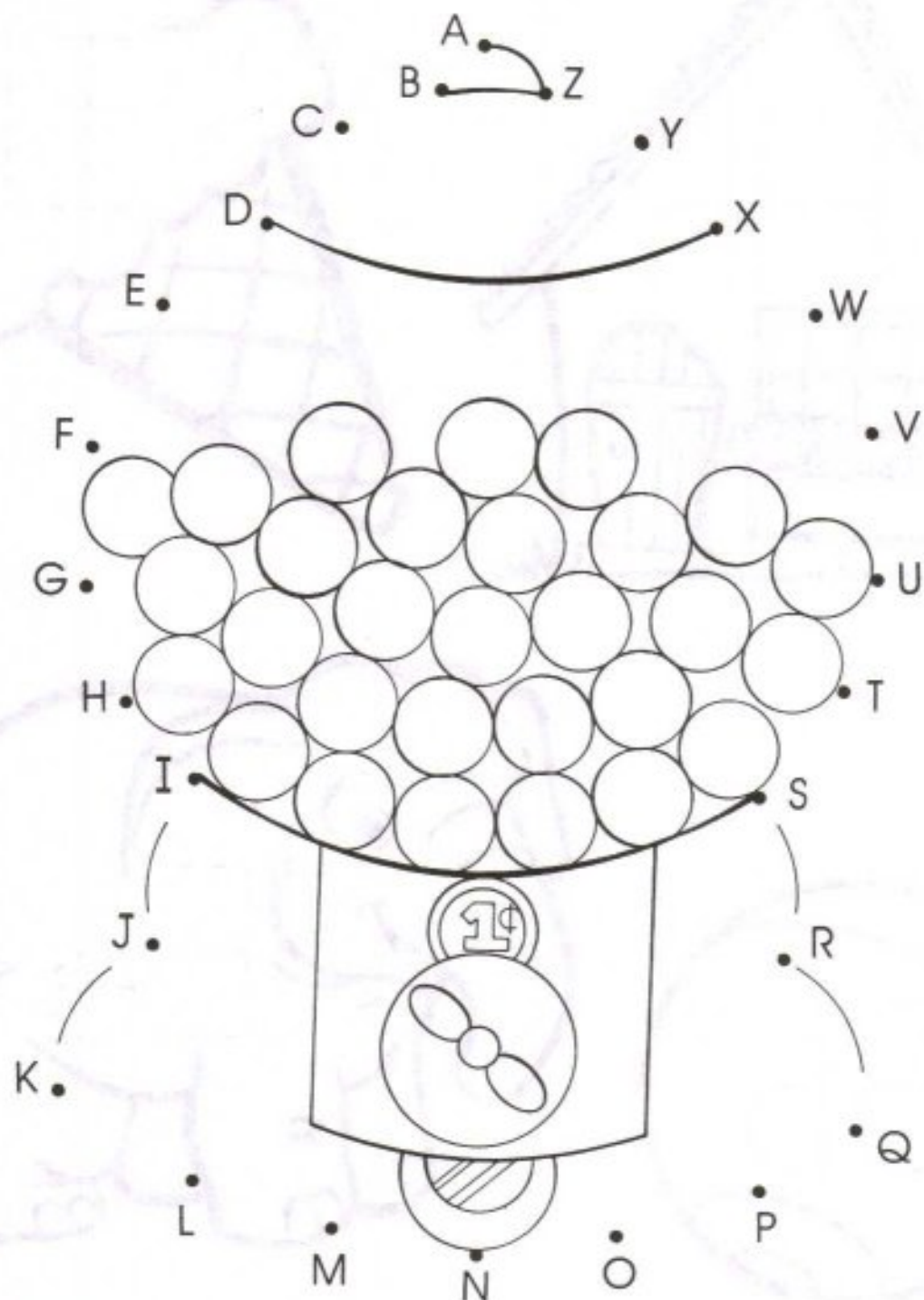


Trace the letter on each object.
Color the pictures.





Connect the dots from **A-Z**.
Color the gum balls your favorite colors!





Draw a line between the **UPPER** and **lower case** letters that belong together.

A**d****B****c****C****a****D****b****E****e****F****g****G****f**



Draw a line between the **UPPER** and **lower case** letters that belong together.

H**i****I****h****J****l****K****j****L****m****M****k**



Draw a line between the **UPPER** and **lower case** letters that belong together.

N**p****O****o****P****n****Q****r****R****q****S****t****T****s**



Draw a line between the **UPPER** and **lower case** letters that belong together.

U**v****V****w****W****u****X****z****Y****x****Z****y**


Connect the dots as you say the alphabet,
starting with the letter **a**.

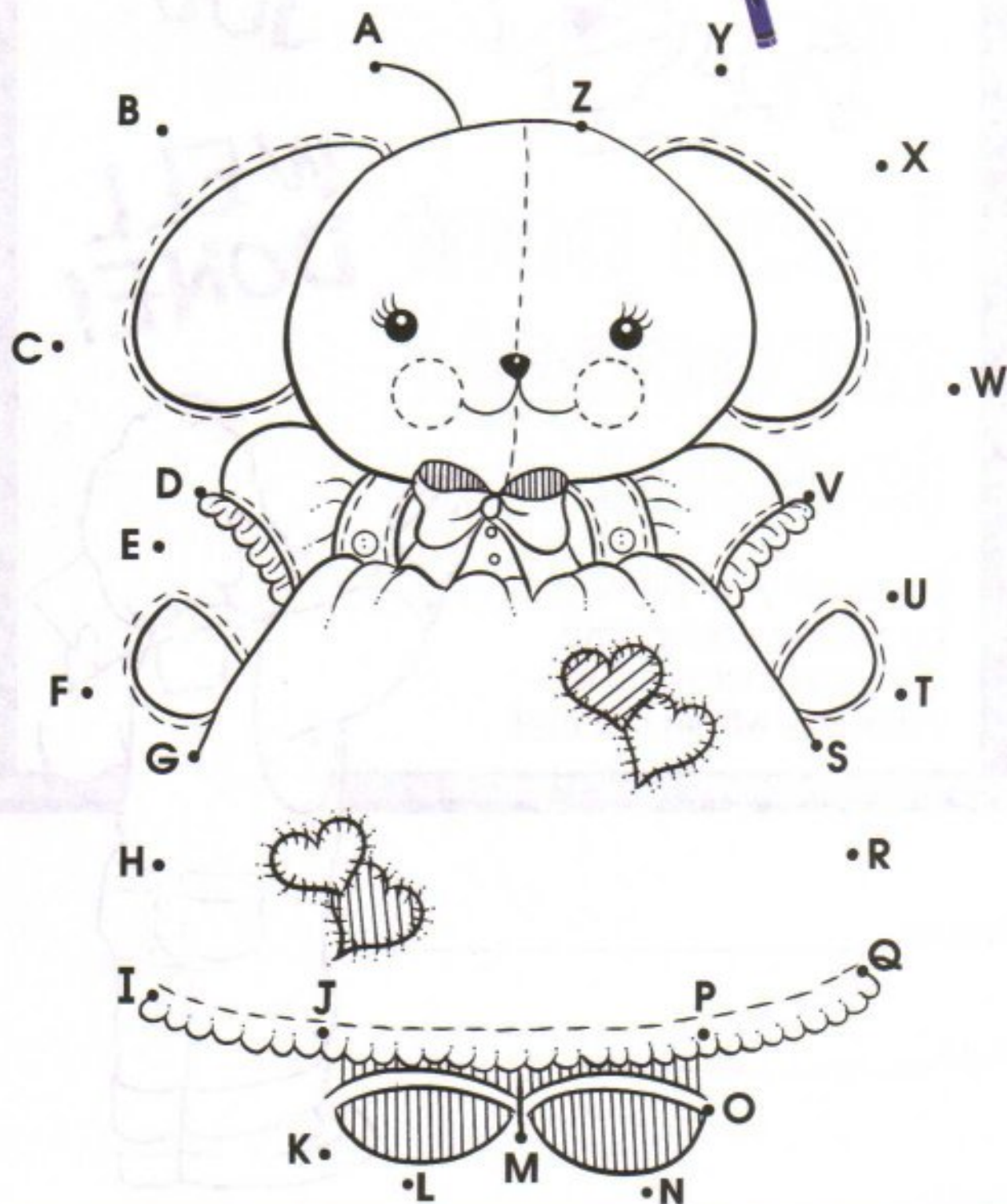
Color the picture.



Connect the dots from A-Z.

Color the picture.



Connect the dots from A-Z.**Color the picture.**



GOOD
JOB!

WELL
DONE!

I can print
alphabet
letters!

Show off your printing
by **writing your name**
and age below. Then
color the whole picture!




Name: _____

Age: _____

Date: _____



Color and **cut out** the alphabet cards.
Use them as flash cards or practice putting
your **ABC's** in order.

Aa**Bb****Cc****Dd****Ee****Ff****Gg****Hh****Ii**



Color and **cut out** the alphabet cards.
Use them as flash cards or practice putting
your **ABC's** in order.

**Kk****Ll****Mm****Nn****Oo****Pp****Rr**





Color and **cut out** the alphabet cards.
Use them as flash cards or practice putting
your **ABC's** in order.

Ss**Tt****Uu****Vv****Ww****Xx****Zz**


CONGRATULATIONS!
You know your Alphabet!

Color this ribbon your favorite colors. Cut it out and wear it or hang it up for everyone to see!





NUMBERS




Name _____



This is 0

Color the number. **Color** the word.

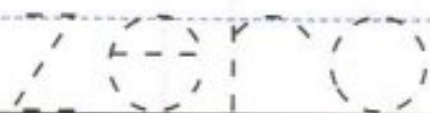



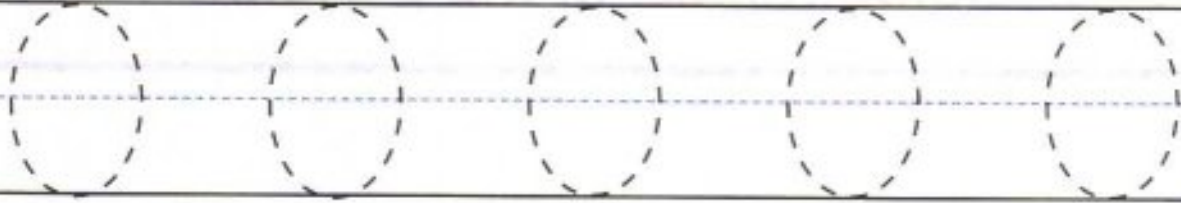


zero

Name _____



Trace the number. **Trace** the word.



Now practice **writing** the **number** and the word by yourself on the lines below.




Name _____

This is 1.



Color the number. **Color** the word.

Color the rest of the picture.



Name _____



Trace the number. **Trace** the word.

one

one

one

one



Now practice **writing** the **number** and the word by yourself on the lines below.



Number

1

Color 1 glass of juice **purple**,
1 glass of juice **orange**, and
1 glass of juice **red**.








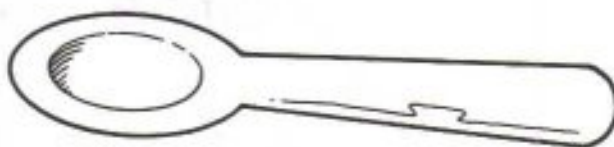
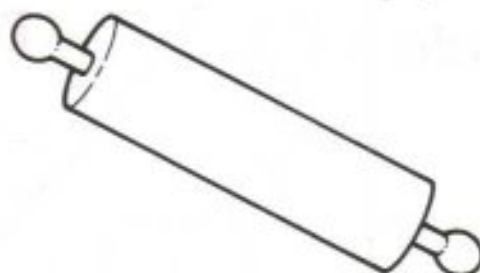
Number

1

Count and color.

Trace each 1.

Color 1  **red**, 1  **blue**, 1  **green**. **Circle** each group of 1.



Number

1




Have fun with 1.

Trace the big 1.

Color the pictures.

Circle 1 .



Draw 1 .

Circle 1 .



Draw 1 .

Draw 1 .

Circle 1 .



Draw a line to help 1 get home.



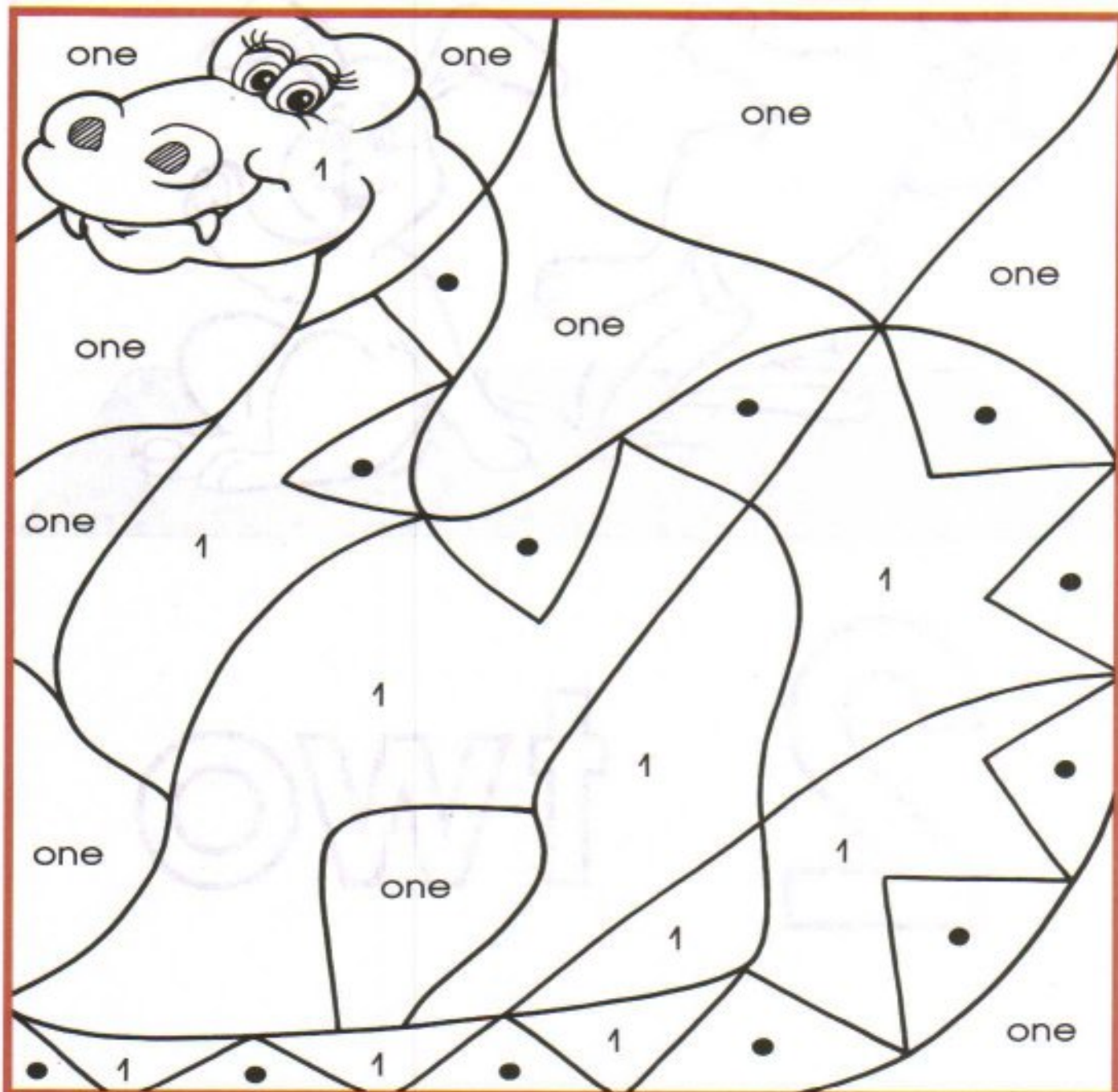
Number

1

One of a Kind.

Color the spaces: 1- green


●- brown one-blue





This is 2.

Color the number. **Color** the word.
Count and **color** the rest of the picture.



2 two

Name _____




Trace the number. **Trace** the word.

2 2 2 2 2

two two

two two

Now practice **writing** the **number** and the word by yourself on the lines below.



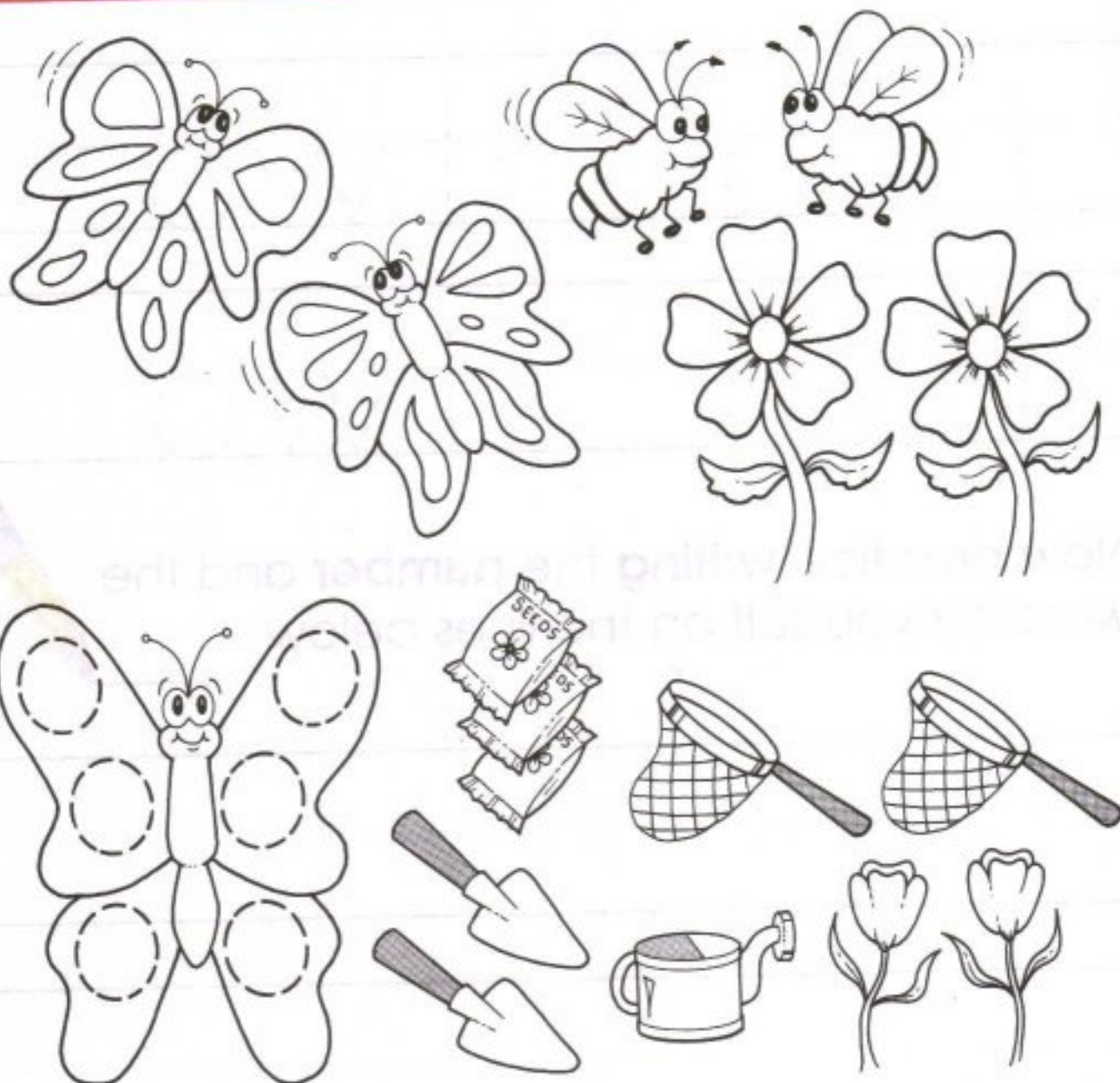
Number

2

Count and **color** each picture.

2 yellow, **2 blue**, **2 red**

Circle each group of **2**.



Number

2

More to do with 2.

Trace each 2.

Color the flowers:

2 red, 2 purple, 2 yellow


Circle each  with a 2.



Number

2

Very Cool! **Color** the spaces:
2=black, **two=blue**, **1=white**,
••=orange.



Number

2

Draw 2 smiling faces in each snapshot.

Color each picture.





This is 3.

Color the number. **Color** the word.
Count and **color** the rest of the picture.

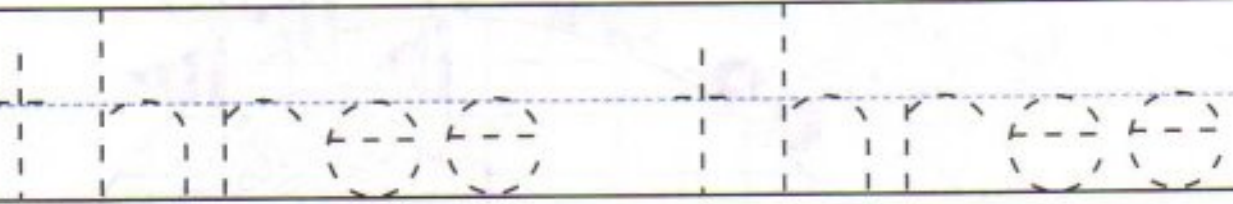
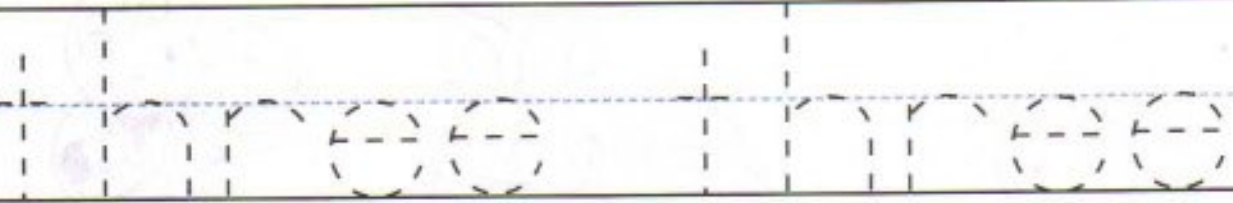
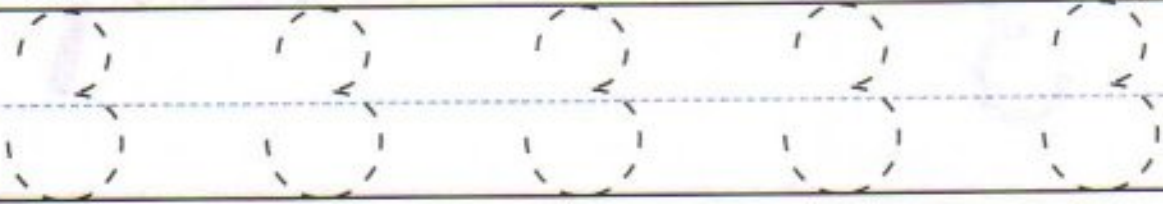
3
three



Name _____



Trace the number. **Trace** the word.



Now practice **writing** the **number** and the word by yourself on the lines below.



Blank handwriting lines for independent practice. Each set consists of a solid top line, a dashed middle line, and a solid bottom line.

3

ure.



Number

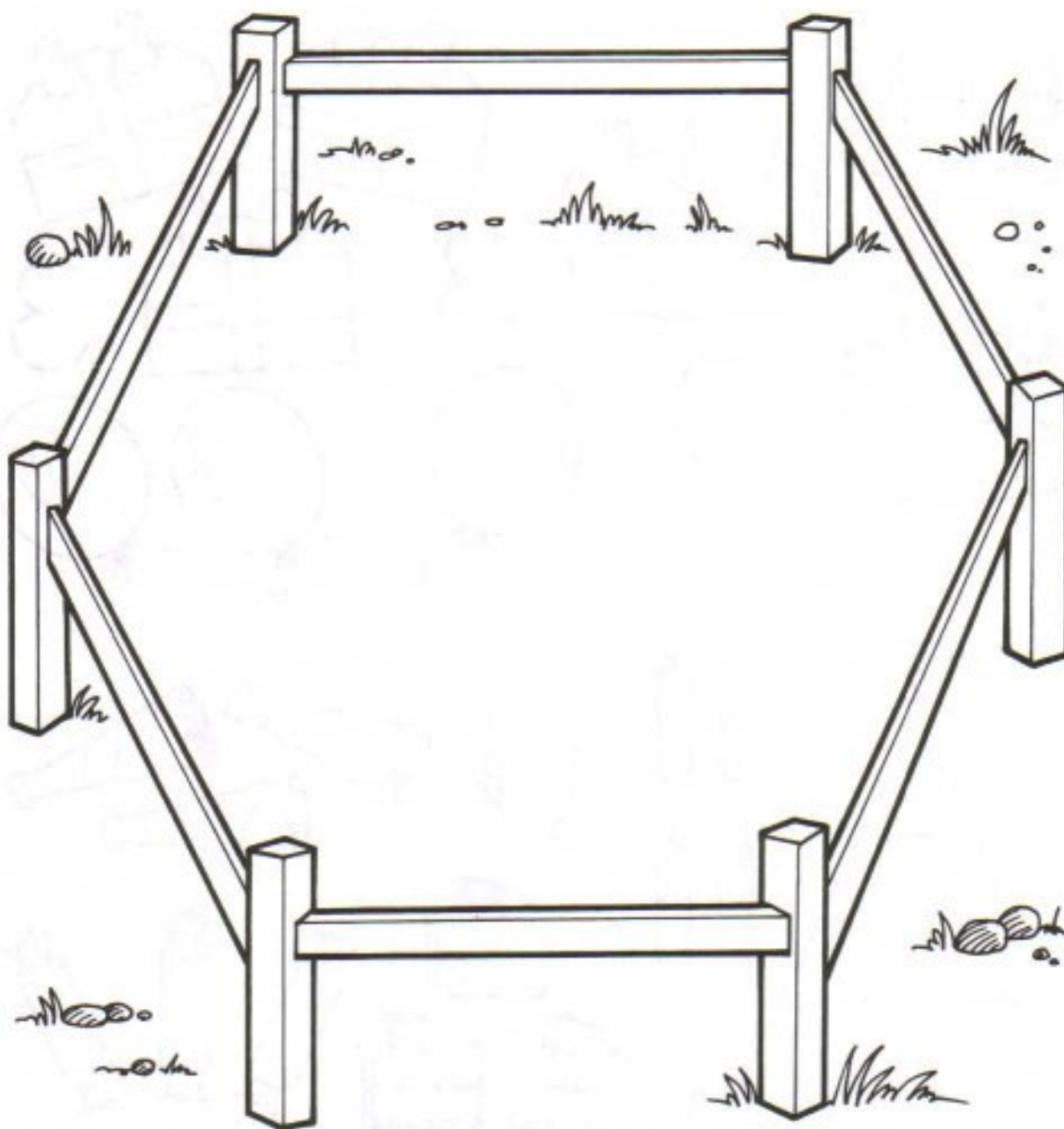
3

Draw 3



pigs in the pen.

Color the pigs.



Number


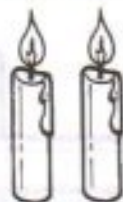

3

Count and **color** the pictures.

Trace each 3.

Trace the dotted line from 1 to 3.

Circle each group of **three**.



1


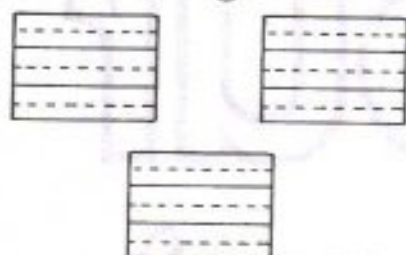
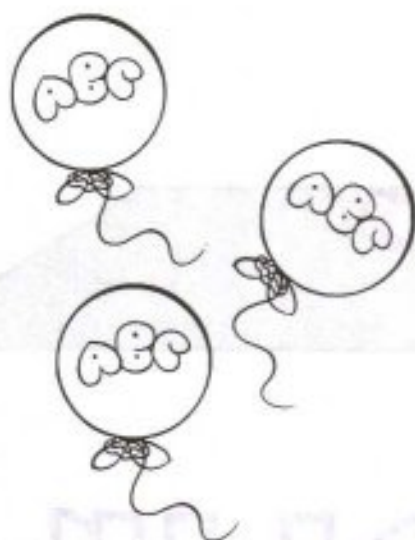
3



Number

3

Circle 3 things in each group.
Color the pictures that are circled.



Name _____

This is 4.

Color the number. **Color** the word.
Count and **color** the rest of the picture.



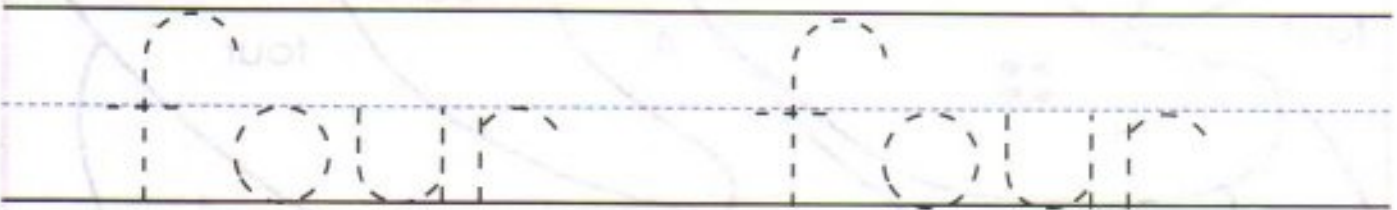
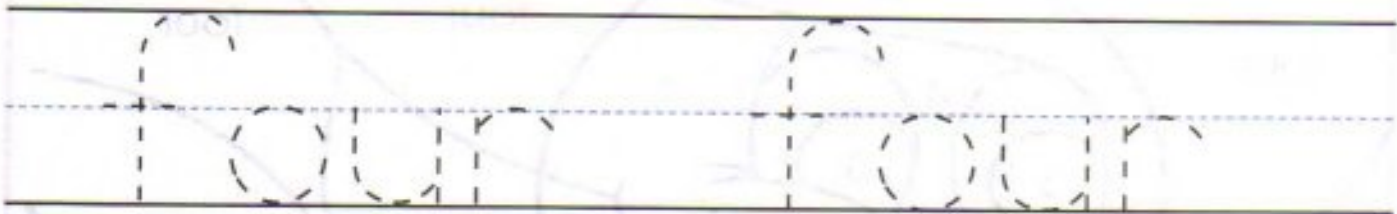
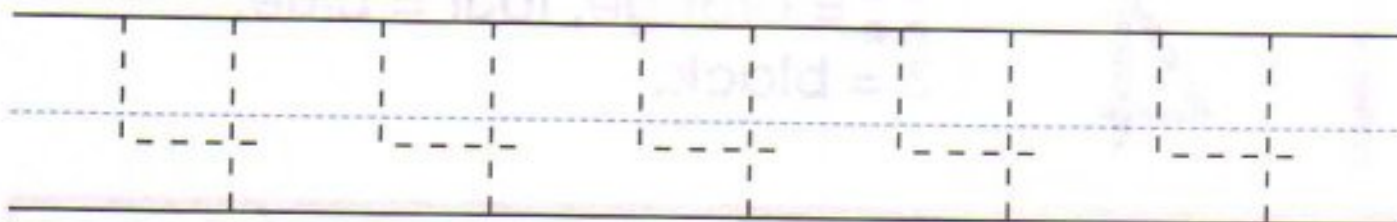
4 four



Name _____



Trace the number. **Trace** the word.



Now practice **writing** the **number** and the word by yourself on the lines below.



Number

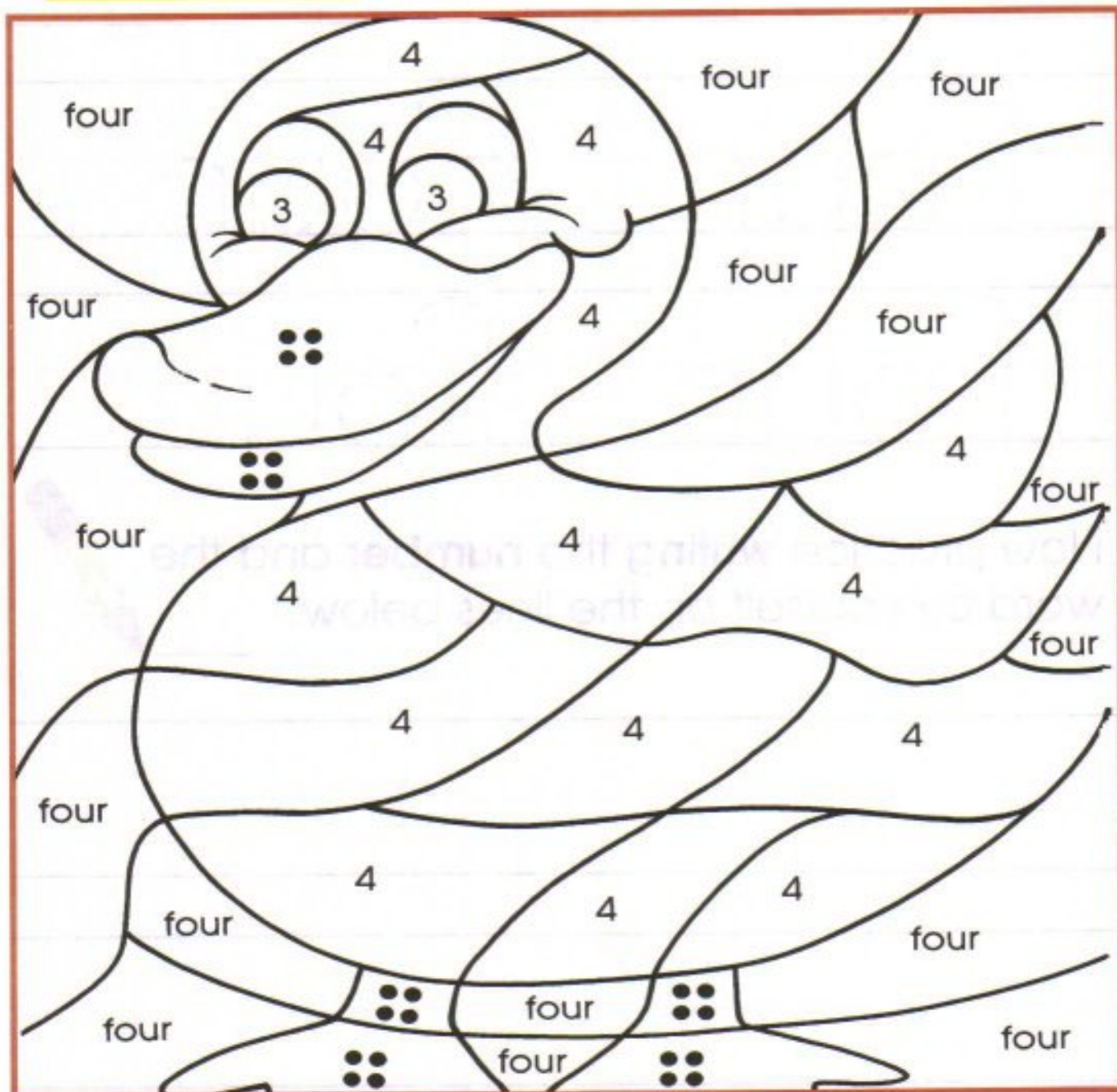
4

Waddle Along

Color the spaces: 4 = yellow,

•• = orange, four = blue,

3 = black.




Number

4

Circle each group of 4.

Trace each 4.

Color the picture.



Number

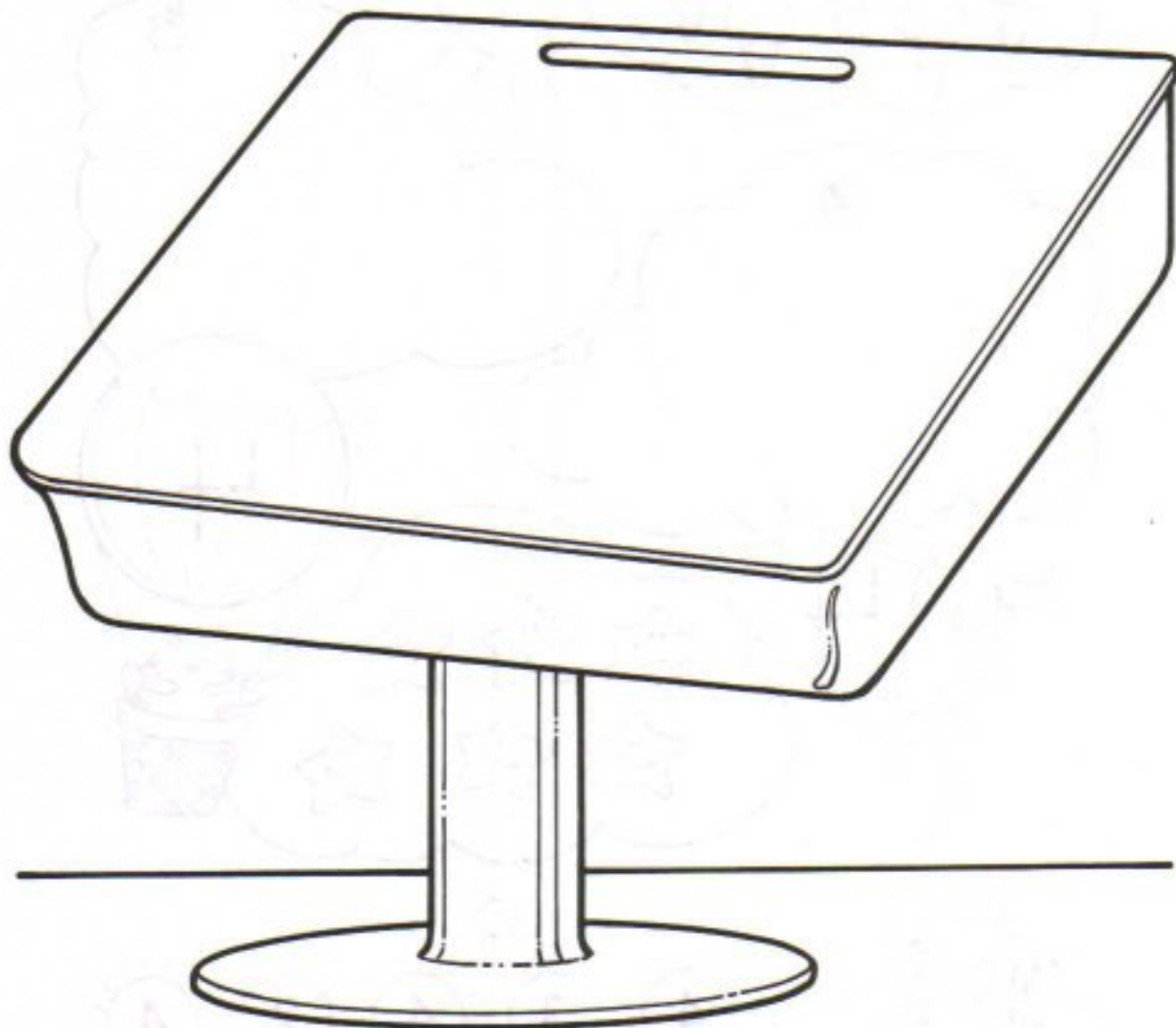
4

Draw 4

's on the

Color the

pencils.



Number

4

Where are the hidden **4's**?

Circle the 4's.

Color the picture.





This is 5.

Color the number. **Color** the word.
Count and **color** the rest of the picture.



five

Name _____




Trace the number. **Trace** the word.

5 5 5 5 5

five five

five five

Now practice **writing** the **number** and the word by yourself on the lines below.



Number

5

Color **5** scoops of ice cream **pink**, **5** scoops **brown**, and leave **5** scoops **white**.



Number

5

Draw an **X** on each group of **5** dolphins diving through a hoop!



Number

5

Draw 5



's on the



Color the



's.



Number

5

Count and **color** each picture.
Trace each 5.

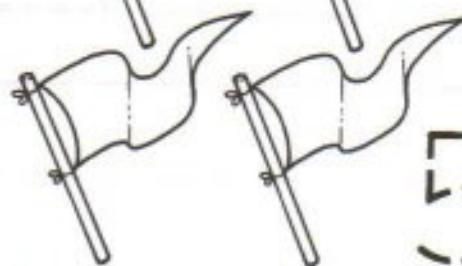
Connect the dotted lines from 1 to 5. **Circle** each group of 5.



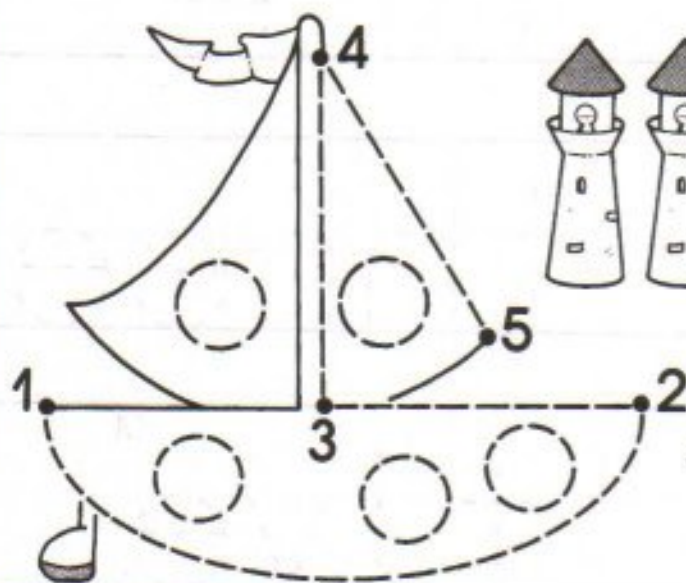
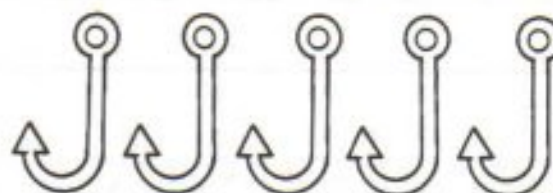
5



5



5



Review numbers 0-5

Name _____



Trace and **write** the numbers and the words.
Practice writing the numbers on the line below.

0 1 2 3 4 5

0 1 2 3 4 5

zero

one

two

three

four

five

1 •

2 ••

3 ∴

4 ∴∴

5 ∴∴∴

Count the dots.


Color the spaces:

1-red

2-yellow

4-blue

5-orange




How Many?



Trace the correct number for each box.
Color all the pictures.



1 2



1 2



1 2



1 2


Count each set of pictures.
Write the number in the boxes below.
Color the pictures.



How many?

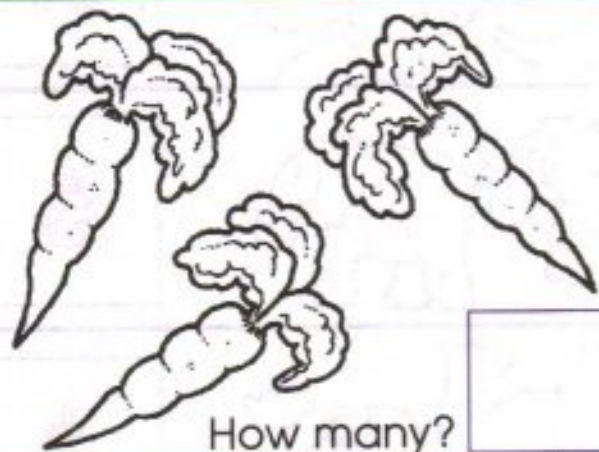


Color: 1's-red 2's-blue
3's-yellow 4's-green 5's-orange



Count each group of vegetables.**Write** the number in the box.**1 2 3 4 5****Color the**  **vegetables, too.**


How many?




How many?



How many?




How many?



How many?

Count and **color** each group of animals.
Cut and **paste** the numbers.



3

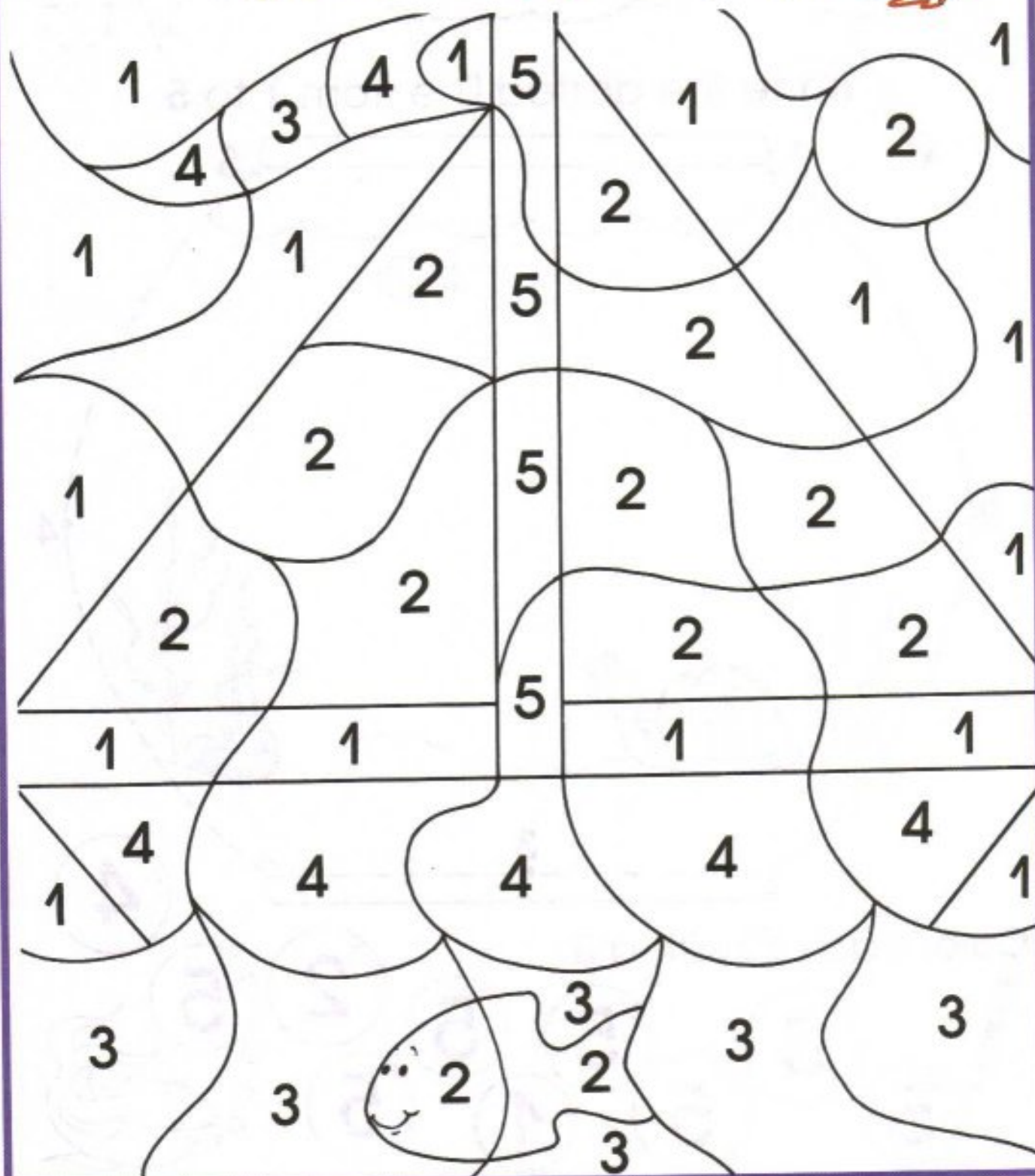
5

1

2

4

Color the spaces: 1-blue 2-yellow
3-green 4-red 5-purple



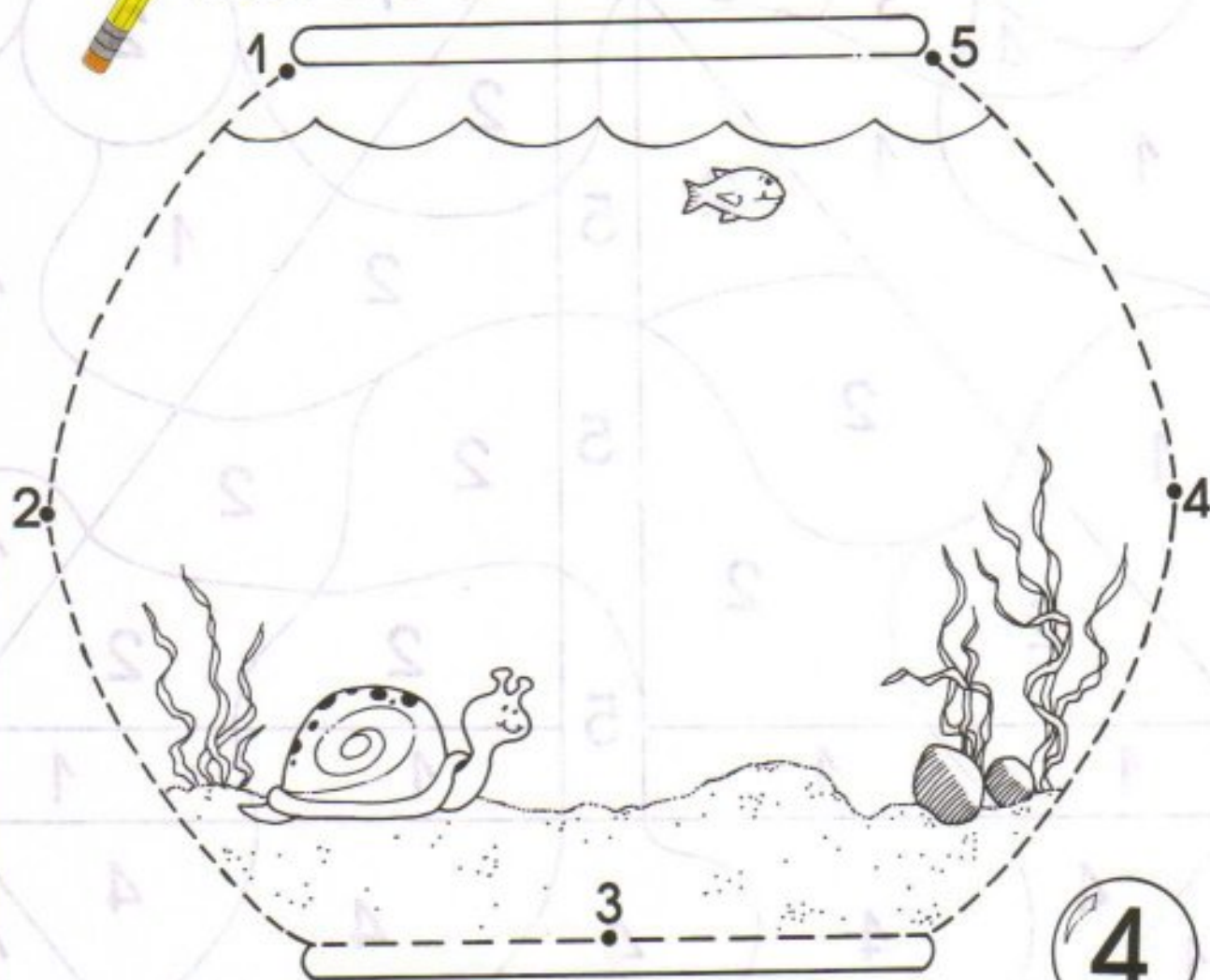


See where
5 live.

five



Trace the dotted line from 1 to 5.



Color each ○ with a 5.



5

3

5

5

1

5

5

2

5

4





Color the spaces: 5-white

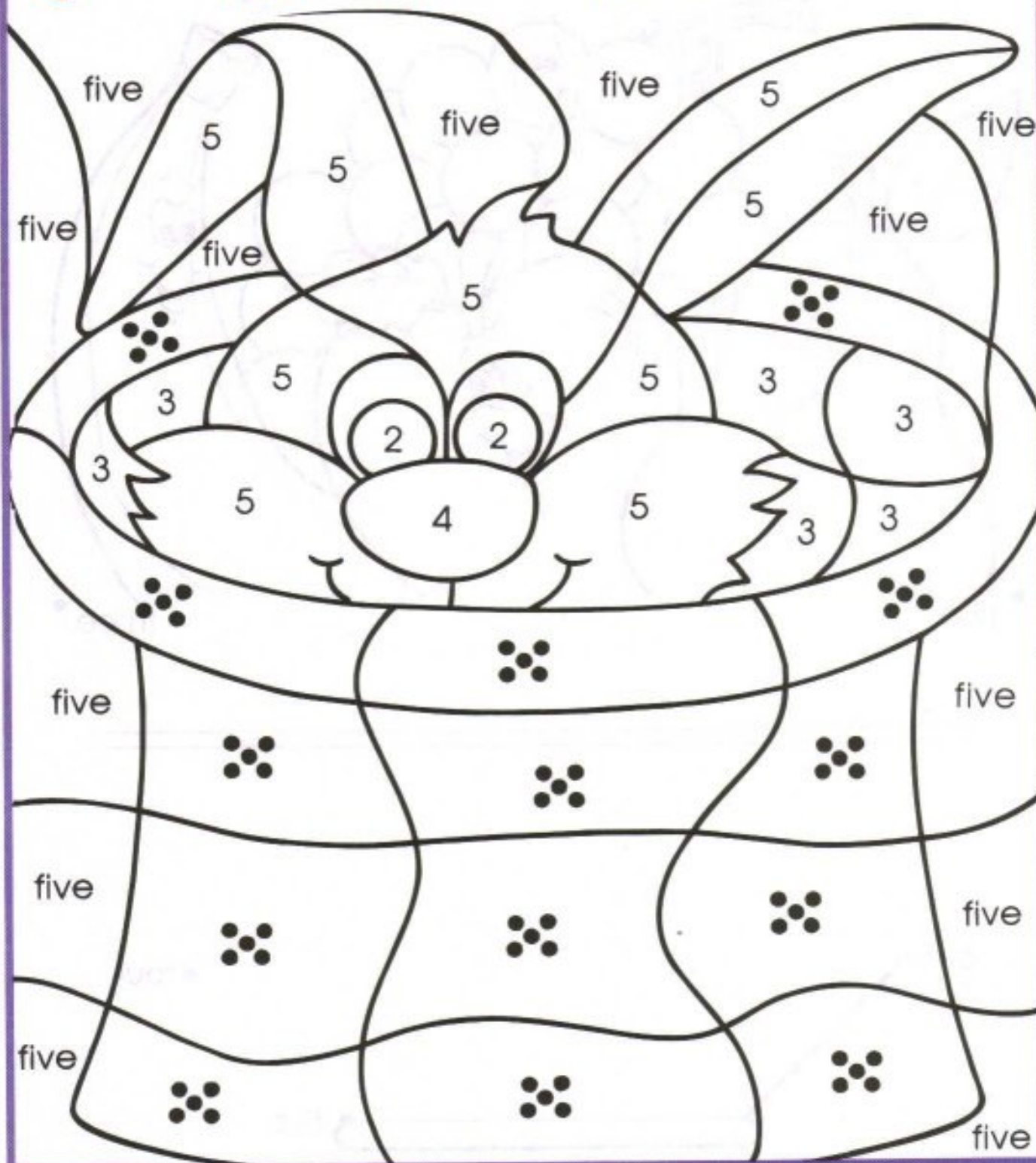
•••• -black

five-red

4-pink

3-yellow

2-blue




Connect the dots in order.
Color the picture.



two


three



one

four

five




Connect the dots in order.
Color the picture.



two.



three.



one




four




five



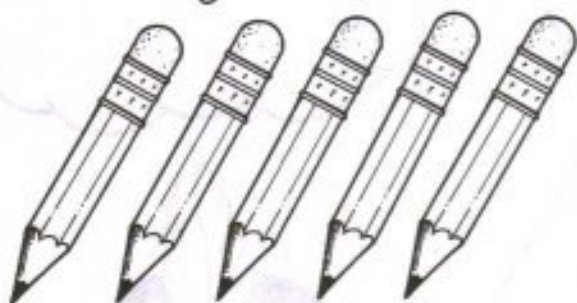
Trace the path from 1-5 on each picture.
Color the picture.



Count the pictures.
Trace the numbers and words.
Draw a line to match.



1 one



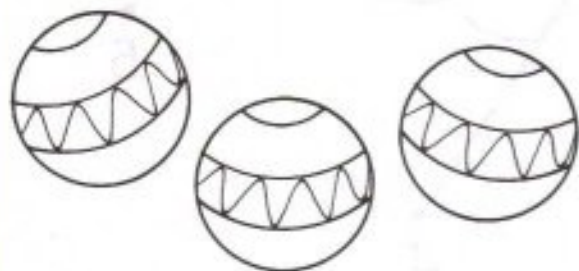
2 two



3 three




4 four



5 five



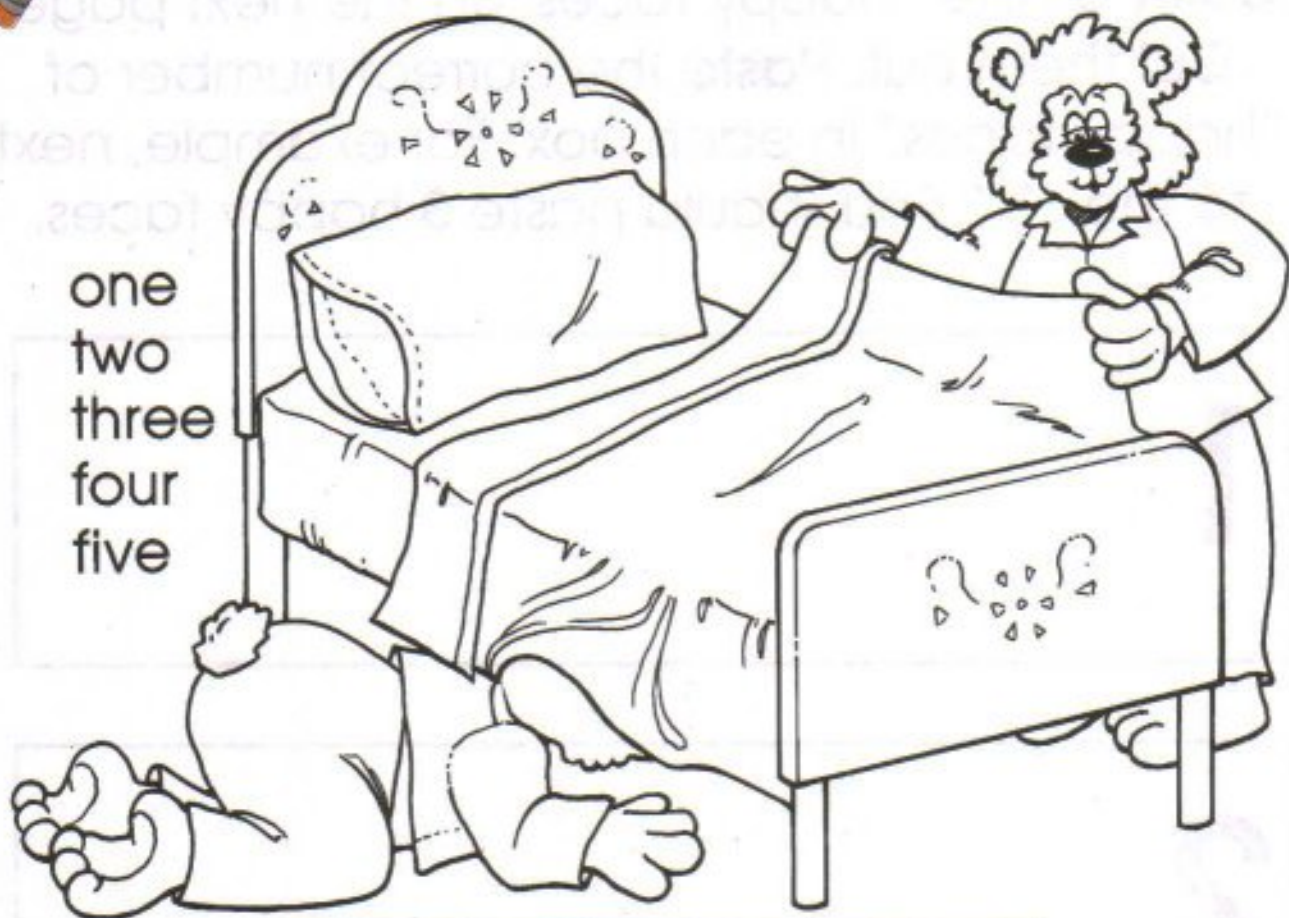
Count aloud from 1 to 5.
Connect the dots in order from 1 to 5.
Color the picture.







Circle the number words in the puzzle.

one
two
three
four
five



f	e	o	f	i	v	e
t	h	r	e	e	b	t
x	o	n	e	s	i	w
f	o	u	r	a	d	e
r	h	c	e	t	w	o

Cut  and Paste .



Color all the "happy faces" on the next page.

Cut them out. **Paste** the correct number of "happy faces" in each box. For example, next to the "3," you should paste 3 happy faces.


1

2

3


4

5



How Many?


Circle the correct number in each group.
Color the pictures.



1 2 3




2 3 4



2 3 4



3 4 5



1 2 3



3 4 5



3 4 5



1 2 3

Look at the picture below.
How many do you see?
Write the number in the box.




Name _____



This is 6.




Color the number. **Color** the word.
Count and **color** the rest of the picture.



Name _____



Trace the number. **Trace** the word.



Now practice **writing** the **number** and the word by yourself on the lines below.



Number

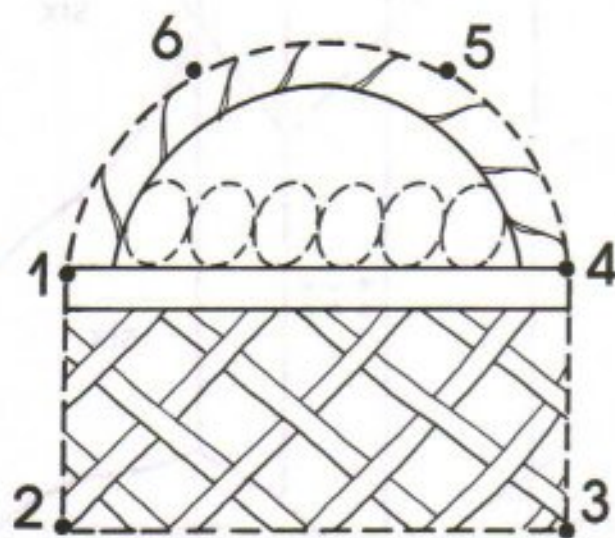

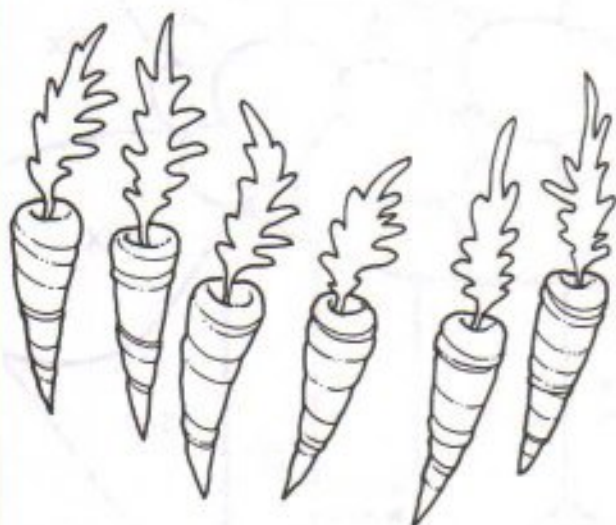
6

Count and **color** each group of pictures.

Connect the dots 1 to 6.

Trace the eggs.

Circle each set of 6.



Number

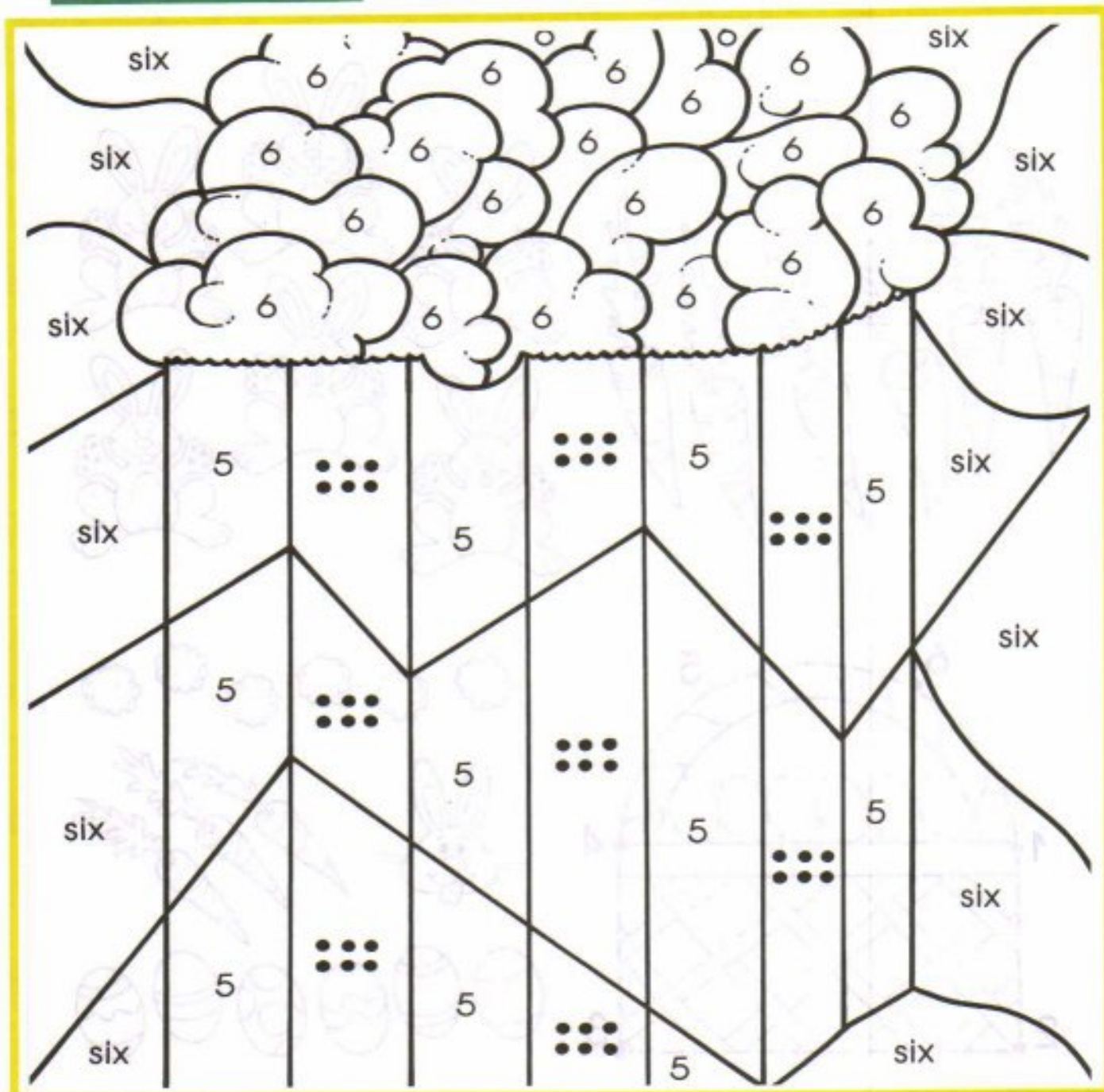
6

Pop a Snack!

Color the spaces: 6 = white

⬤⬤⬤⬤ = yellow

six = green 5 = red




Number

6



I'm up to more tricks with 6.

Color 6  's **yellow**.

Color 6  's **purple**.



Color each  with a 6 **orange**.




Number


6

Where are all the 6's?

Circle the 6's.

Color the picture.

How many  ?




Name _____



This is 7.

Color the number. **Color** the word.
Count and **color** the rest of the picture.





Name _____



Trace the number. **Trace** the word.



Now practice **writing** the **number** and the word by yourself on the lines below.



Number


7

Where are the 7's?

Circle the 7's.

Color the pictures.


How many  ?



Number

7

Draw 7  's in the
Color the picture.



Number

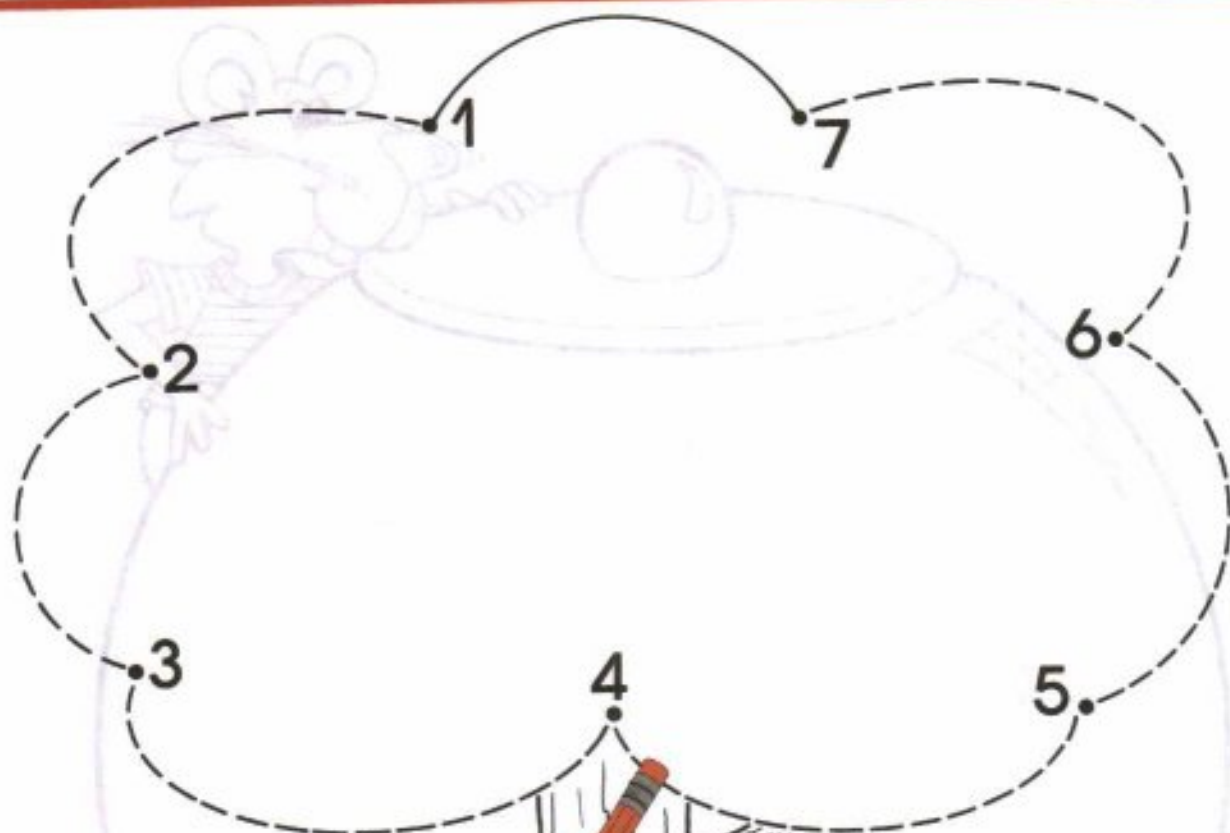
7



It's heaven,
when I find 7.


Connect the path from 1 to 7.

Draw 7 apples on the tree.



Circle each 🍏 with 7.

Color the picture.












This is 8.

Color the number. **Color** the word.
Count and **color** the rest of the picture.

8



eight

Name _____




Trace the number. **Trace** the word.

8 8 8 8 8

eight eight

eight eight


Now practice **writing** the **number** and the word by yourself on the lines below.



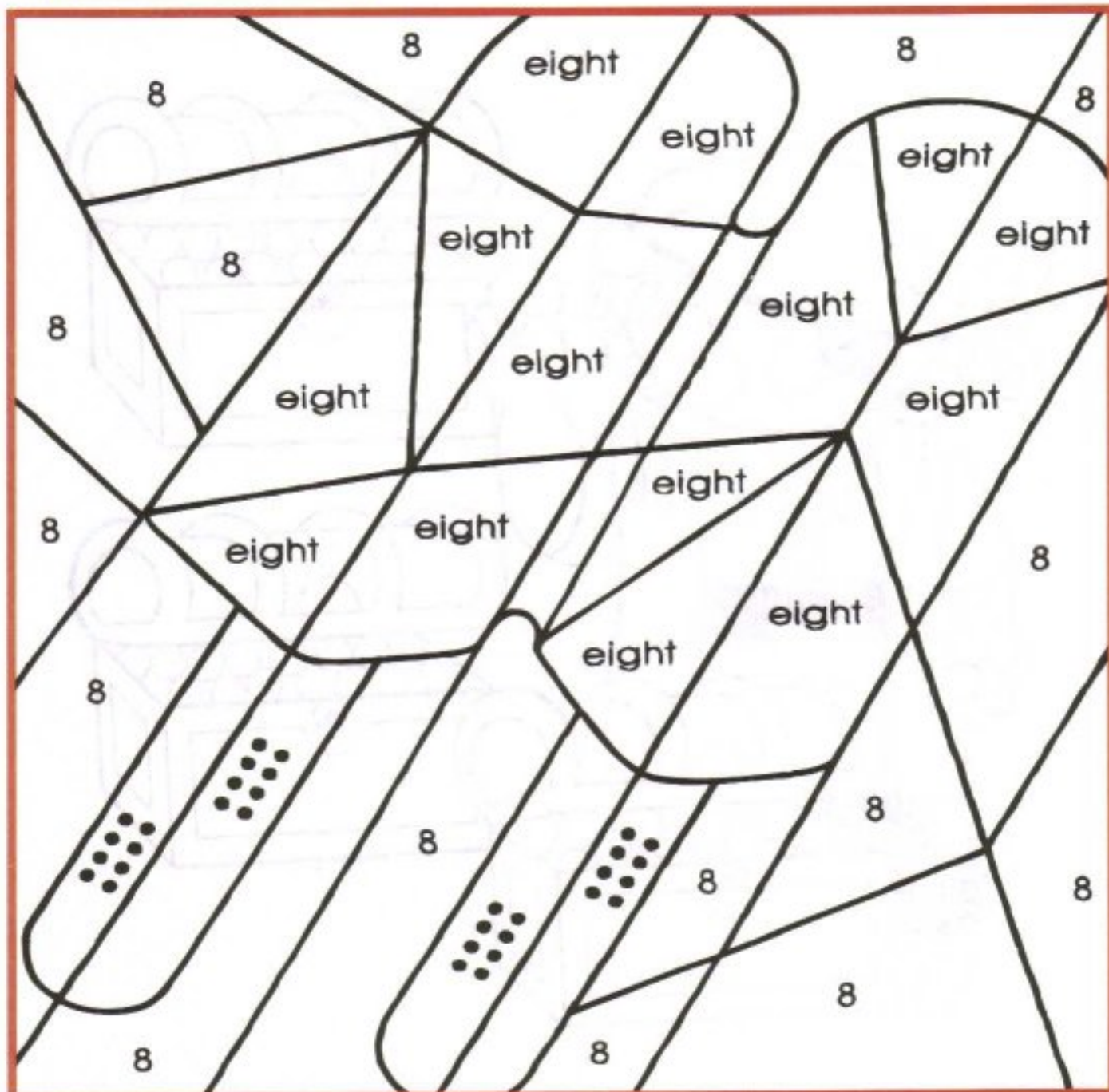
Number

8

Color the spaces:

8 = yellow  = red


eight = green



Number

8


Wow! You've found a treasure chest! **Count 8** pieces of gold in each of the treasure chests. Then **color** the treasure chests.



Number

8


Draw 8 's on the
Color the picture.



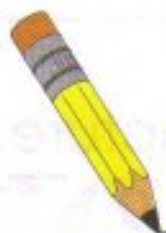


This is 9.



Color the number. **Color** the word.
Count and **color** the rest of the picture.



Name _____



Trace the number. **Trace** the word.



Now practice **writing** the **number** and the word by yourself on the lines below.




Number

9

Count and **color** each picture.

Trace the path from 1 to 9.

Circle each group of 9.



Number

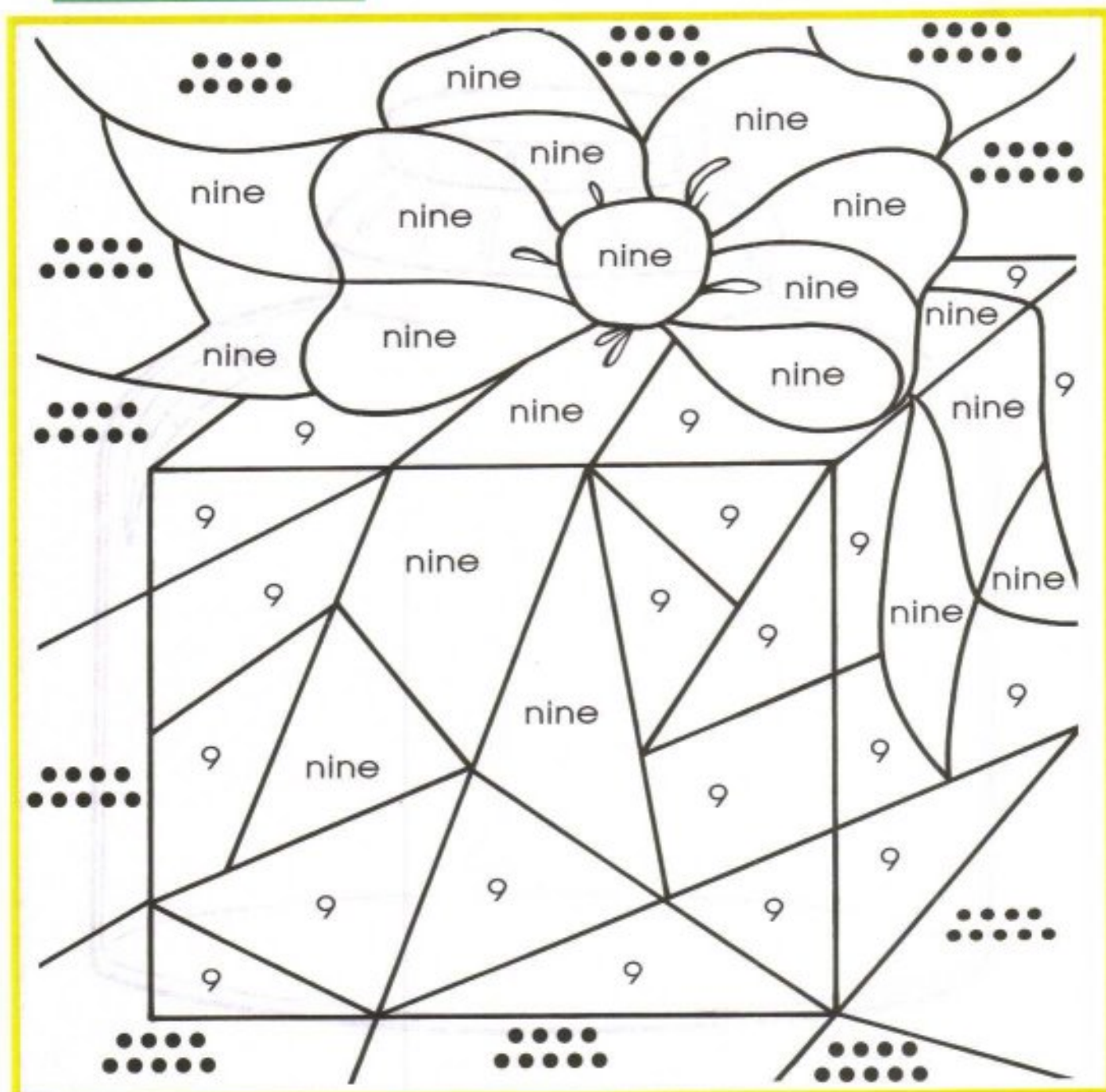
9

Color the spaces:

9 = white

••••• = blue

nine = red



Number

9

Draw 9 's in the



Color the 's.





This is 10.

Color the number. **Color** the word.
Count and **color** the rest of the picture.

10



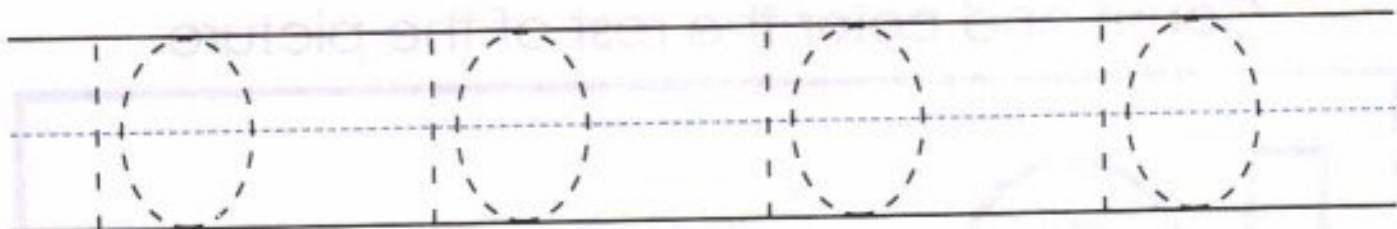


ten


Name _____



Trace the number. **Trace** the word.



Now practice **writing** the **number** and the word by yourself on the lines below.




Blank handwriting practice lines consisting of three horizontal lines (top, middle dashed, bottom) for independent writing practice.

Number

10

Draw 10 's on the 's.
Color the .



Number
10

Draw 10  on this shirt.
Color the picture.



Number


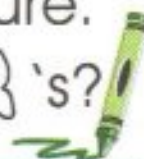
10

Where are the 10's?

Circle the 10's with red.

Color the picture.

How many 's?



Review numbers 0-10

Name _____



Trace and **write** the numbers and the words.
Practice **writing** the numbers on the
lines below.

0 1 2 3 4 5

6 7 8 9 10

zero one two

three four

Review numbers 0-10

Name _____

five

six

seven

eight

nine

ten

0 1 2 3 4 5

6 7 8 9 10

Review numbers 0-10

Name _____

Color the spaces:


6's-red

7's-blue

8's-yellow

9's-green

10's-orange




Too Many Objects**Cross** out the extra objects in each group.**2****5****10****6****1****7**

Count. Use the code to **color** the answers.

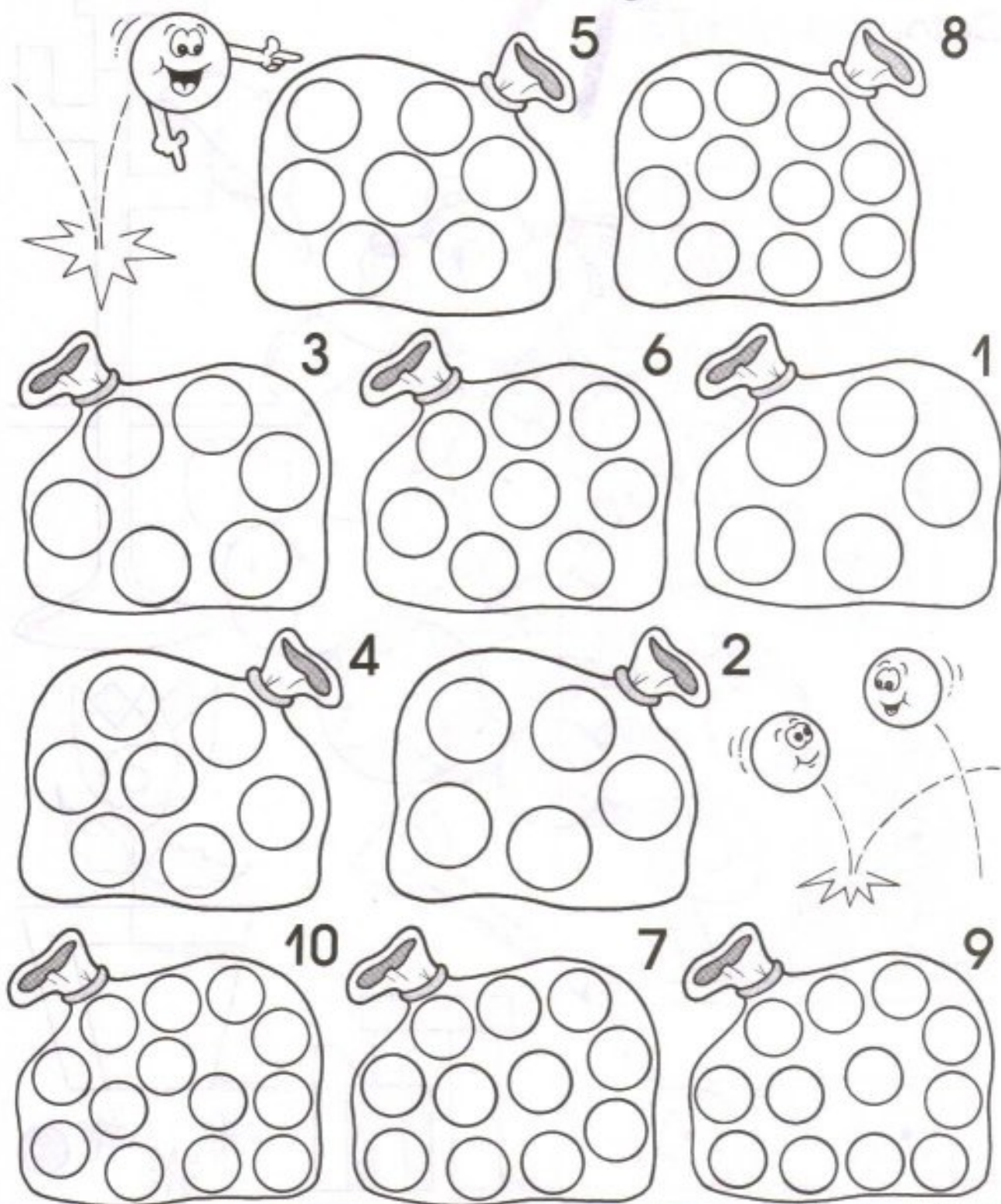
1-blue 2-yellow 3-green

4-red 5-orange 6-brown

7-purple 8-gray 9-black



Color the correct number of marbles in each bag.





Draw a line from each



to the correct number word.



three

six

one

seven

two

five

ten

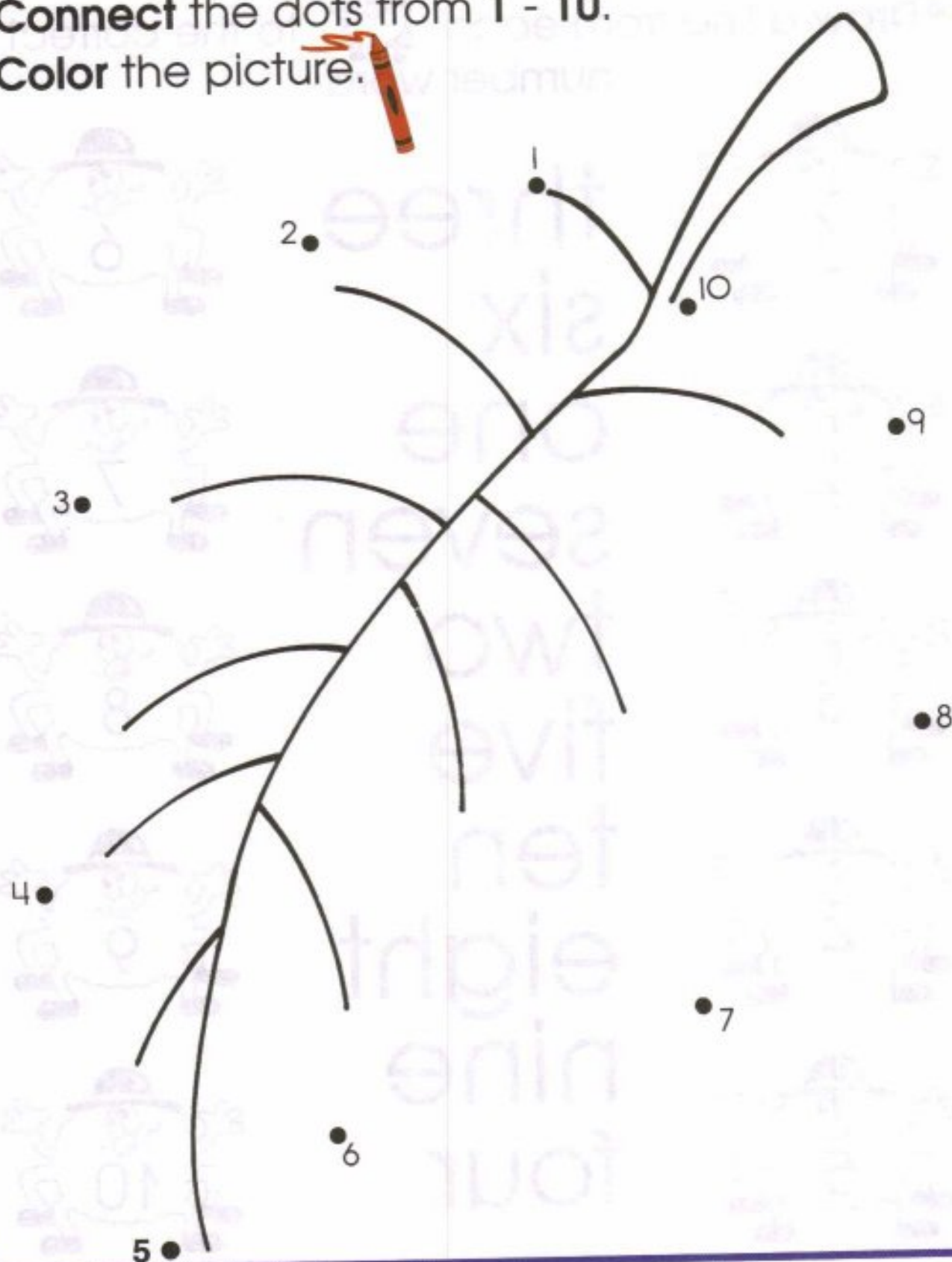
eight


nine

four














Connect the dots from 1 - 10.
Color the picture.



1 2 3 4 5 6 7 8 9 10**Read** each number word.**Write** the matching number on the cone.

Count the pictures.
Write a number on each line.



- _____ 
- _____ 
- _____ 
- _____ 
- _____ 
- _____ 
- _____ 
- _____ 
- _____ 
- _____ 

Count the pictures in each group.
Circle the number. **Color** the pictures.



8 3 5




2 6 1



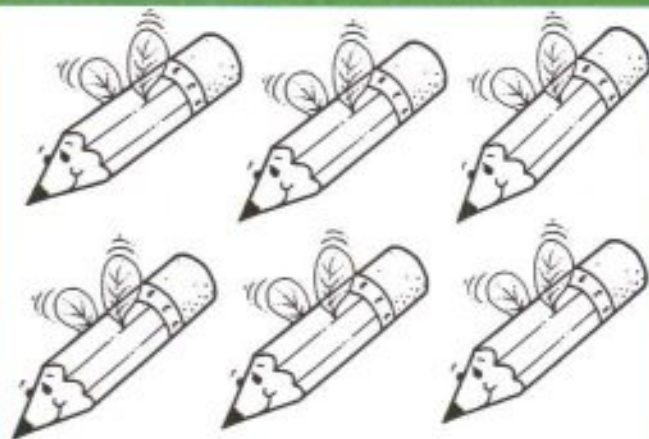
3 7 9



6 8 4



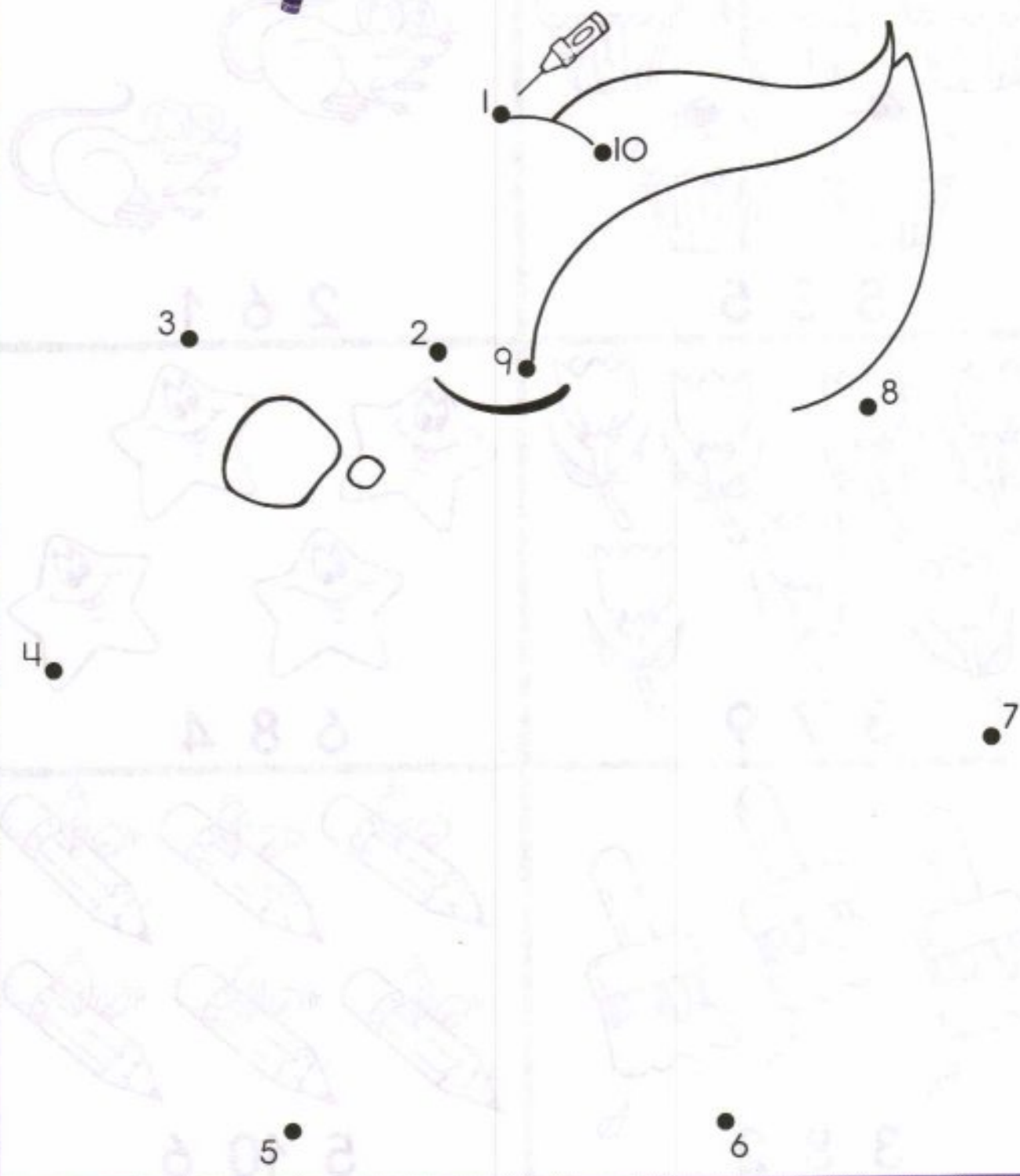
3 8 2



5 10 6

Connect the dots from 1 to 10.

Color the picture.




1 2 3 4 5 6 7 8 9 10



Trace the dotted line from 1 to 10.
Draw and color a picture on Teddy's shirt.

Decorate
my
shirt!



Color the number. Color the correct number of objects in each box.



1



2



3



4



5



6



7



8



9



10



6 ::

7 ::


8 ::

9 ::

10 ::

Count the dots.


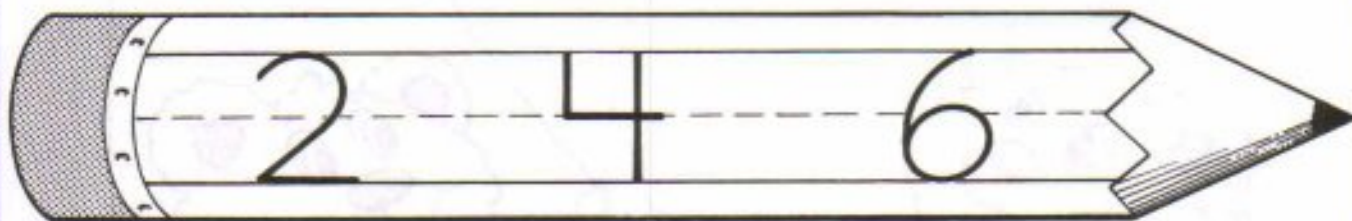
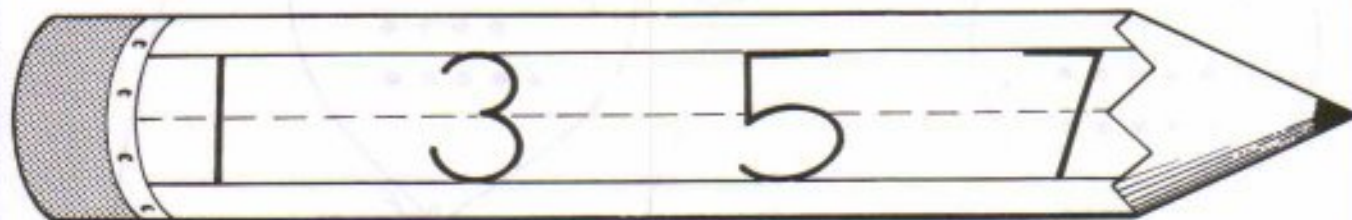

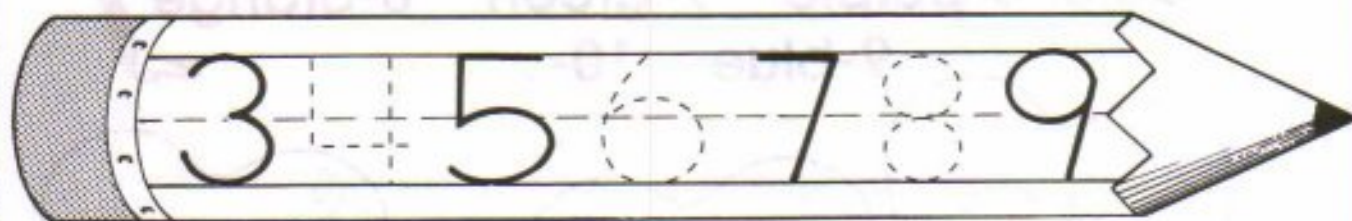
Color 6-purple 7-green 8-orange
9-blue 10-yellow



1 2 3 4 5 6 7 8 9 10




Write the missing numbers on each pencil.

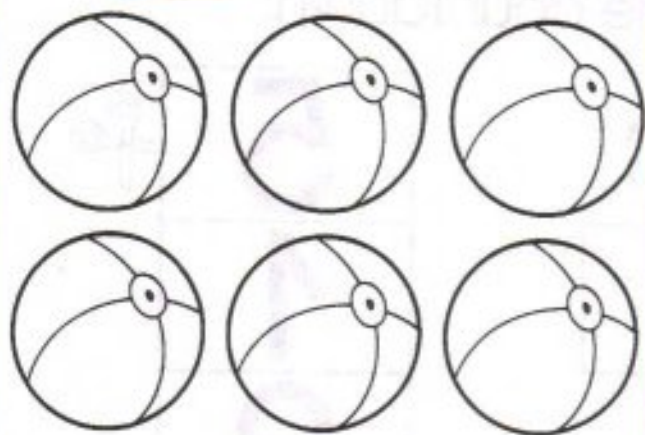



Good Work!






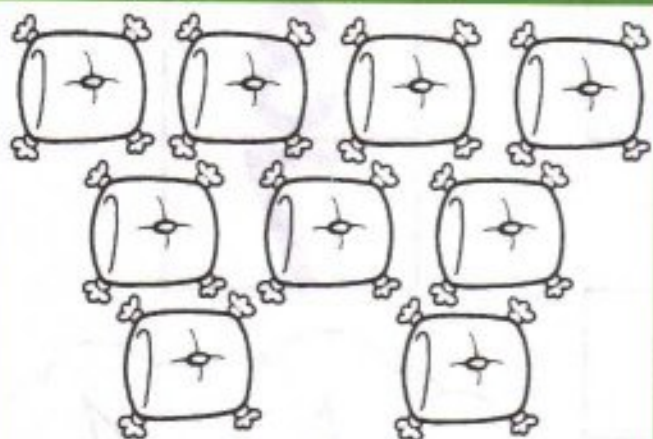
Count the pictures in each group.
Circle the number. **Color** the pictures.



5 4 6



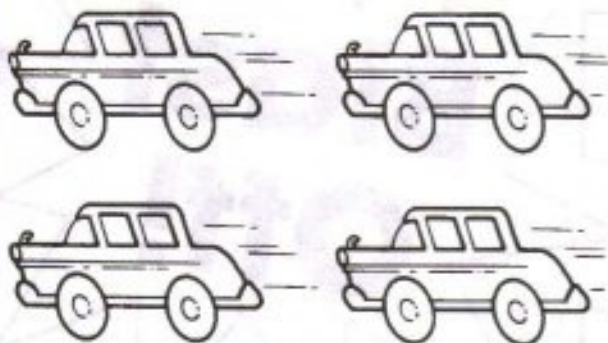
3 7 10




2 9 8



6 4 1



4 5 7




3 8 9

Trace each number. **Cut** and **paste** the numbers in the correct spaces. **Say the numbers** backwards for the countdown!





Color each number.
Draw an X on each letter.





Circle the number words in the puzzle.

Look → and ↓.



one	six
two	seven
three	eight
four	nine
five	ten

t	a	f	o	u	r	f
w	s	e	v	e	n	v
o	c	n	i	n	e	n
o	n	e	t	e	n	o
g	e	i	g	h	t	s
b	f	i	v	e	v	i
f	t	h	r	e	e	x



This is 11.

Color the number. **Color** the word.
Count and **color** the rest of the picture.



Name _____



Trace the number. **Trace** the word.

Now practice **writing** the **number** and the word by yourself on the lines below.




Number

11


Elmo the Elephant juggles all day long.

Draw and **color 11** balls for Elmo to juggle today. Don't forget to **color** Elmo, too!



This is 12.


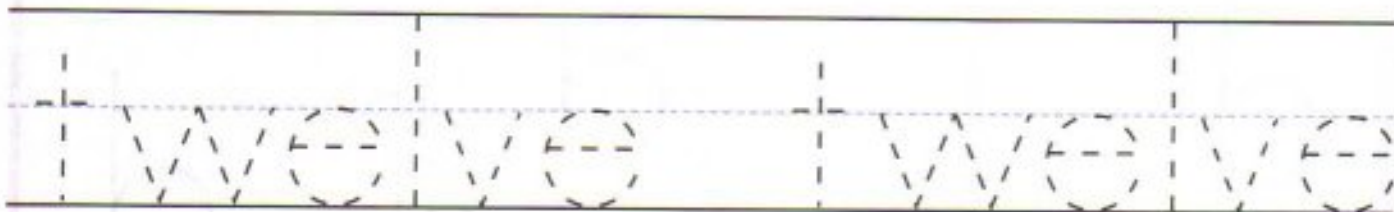
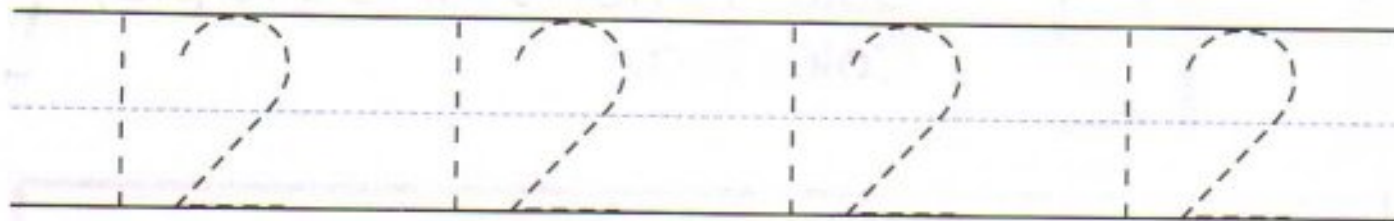
Color the number. **Color** the word.
Count and **color** the rest of the picture.



Name _____



Trace the number. **Trace** the word.



Now practice **writing** the **number** and the word by yourself on the lines below.




Number

12

Ted Turtle plays a terrific tune on his tuba.

Color 12 notes for Ted to play.

Color Ted.



Name _____



This is 13.

Color the number. **Color** the word.
Count and **color** the rest of the picture.



Name _____




Trace the number. **Trace** the word.

13 13 13 13

thirteen

thirteen


Now practice **writing** the **number** and the word by yourself on the lines below.



Number


13

Draw 13 donuts in the Bakery Box. **Color** the donuts to match your favorite flavors.



Name _____

This is 14.

 **Color** the number. **Color** the word.
Count and **color** the rest of the picture.


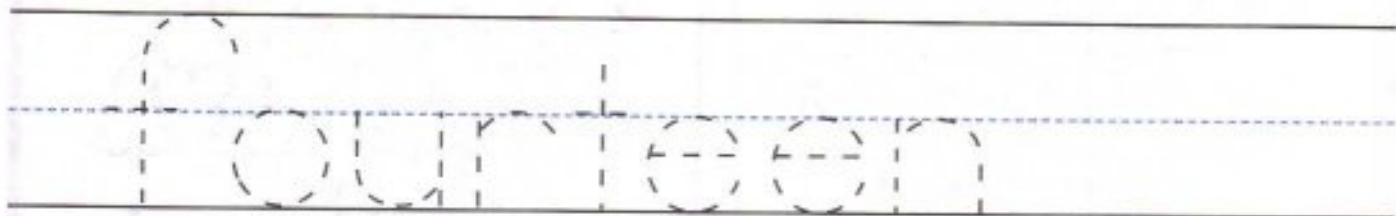
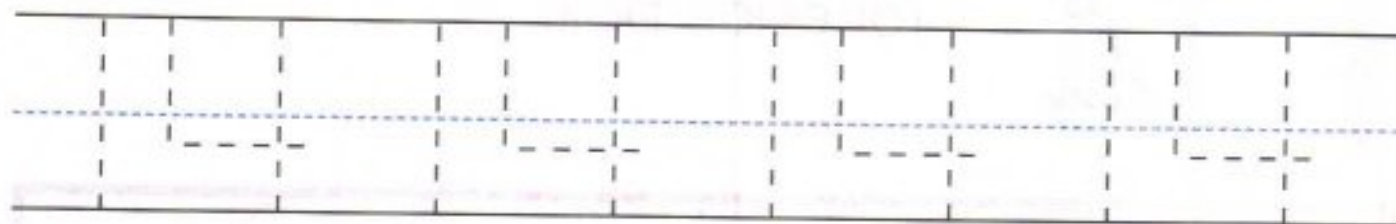


fourteen


Name _____



Trace the number. **Trace** the word.



Now practice **writing** the **number** and the word by yourself on the lines below.




Number

14

How many?

Circle the correct number

for each box.



11 12

13




12

13

14



12 13 14



10 11 12



9

10

11



12

13

14



11

12

13



8

9

10



This is 15.

Color the number. **Color** the word.
Count and **color** the rest of the picture.

15



fifteen

Name _____



Trace the number. **Trace** the word.

Tracing practice lines for the number 15 and the word fifteen. The first row shows four dashed '15's for tracing. The second row shows the word 'fifteen' in dashed letters for tracing. The third row shows another dashed 'fifteen' for tracing.


Now practice **writing** the **number** and the word by yourself on the lines below.




Number

15


Draw 15 bows  on the tail of the kite!

Color the kite and bows with bright colors! 




Name _____

This is 16.

 **Color** the number. **Color** the word.
Count and **color** the rest of the picture.

16


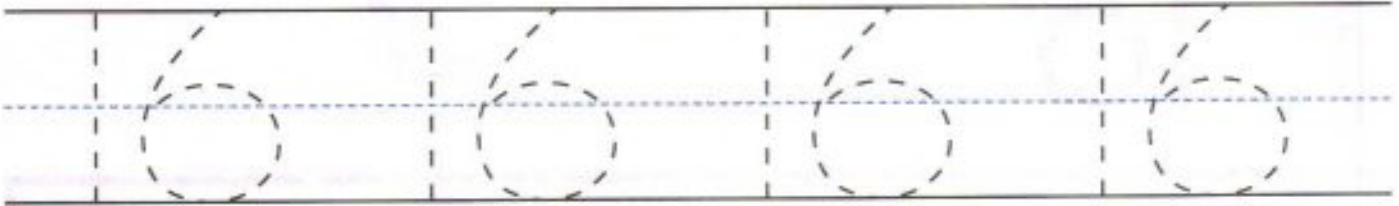


sixteen

Name _____



Trace the number. **Trace** the word.



Now practice **writing** the **number** and the word by yourself on the lines below.




Blank handwriting lines for independent practice. Each set consists of a solid top line, a dashed middle line, and a solid bottom line. There are four such sets of lines provided.

Number

16

Draw 16 fish in the fish bowl!

Color the picture.

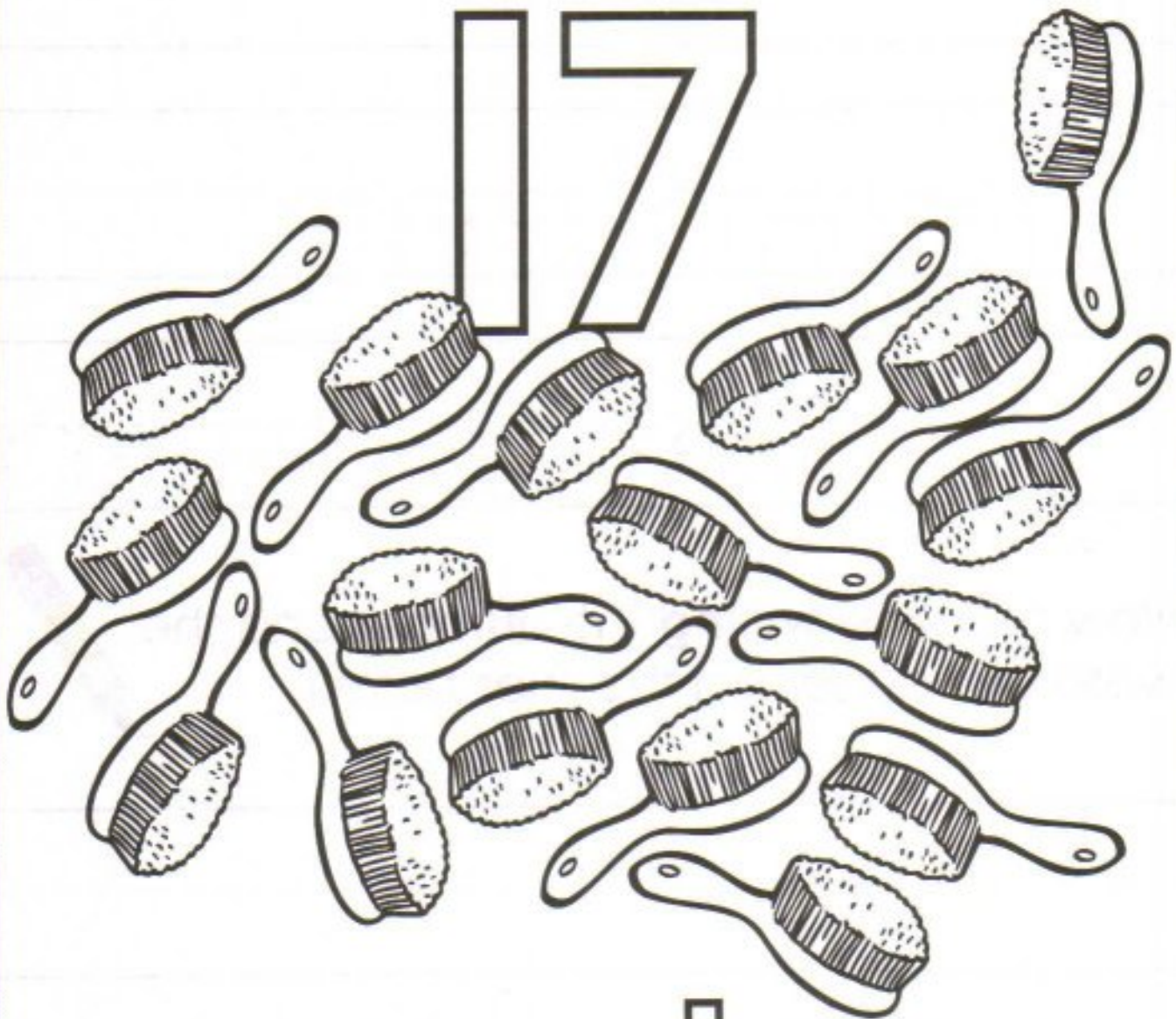


Name _____



This is 17.

Color the number. **Color** the word.
Count and **color** the rest of the picture.



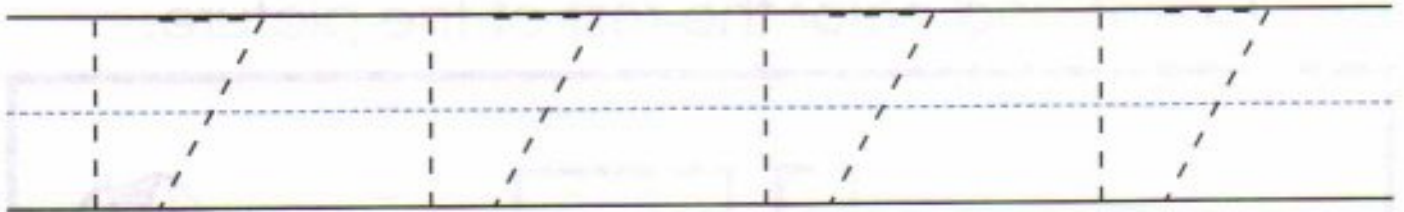


seventeen


Name _____



Trace the number. **Trace** the word.



Now practice **writing** the **number** and the word by yourself on the lines below.




Number

17

Draw 17 birds in the tree.

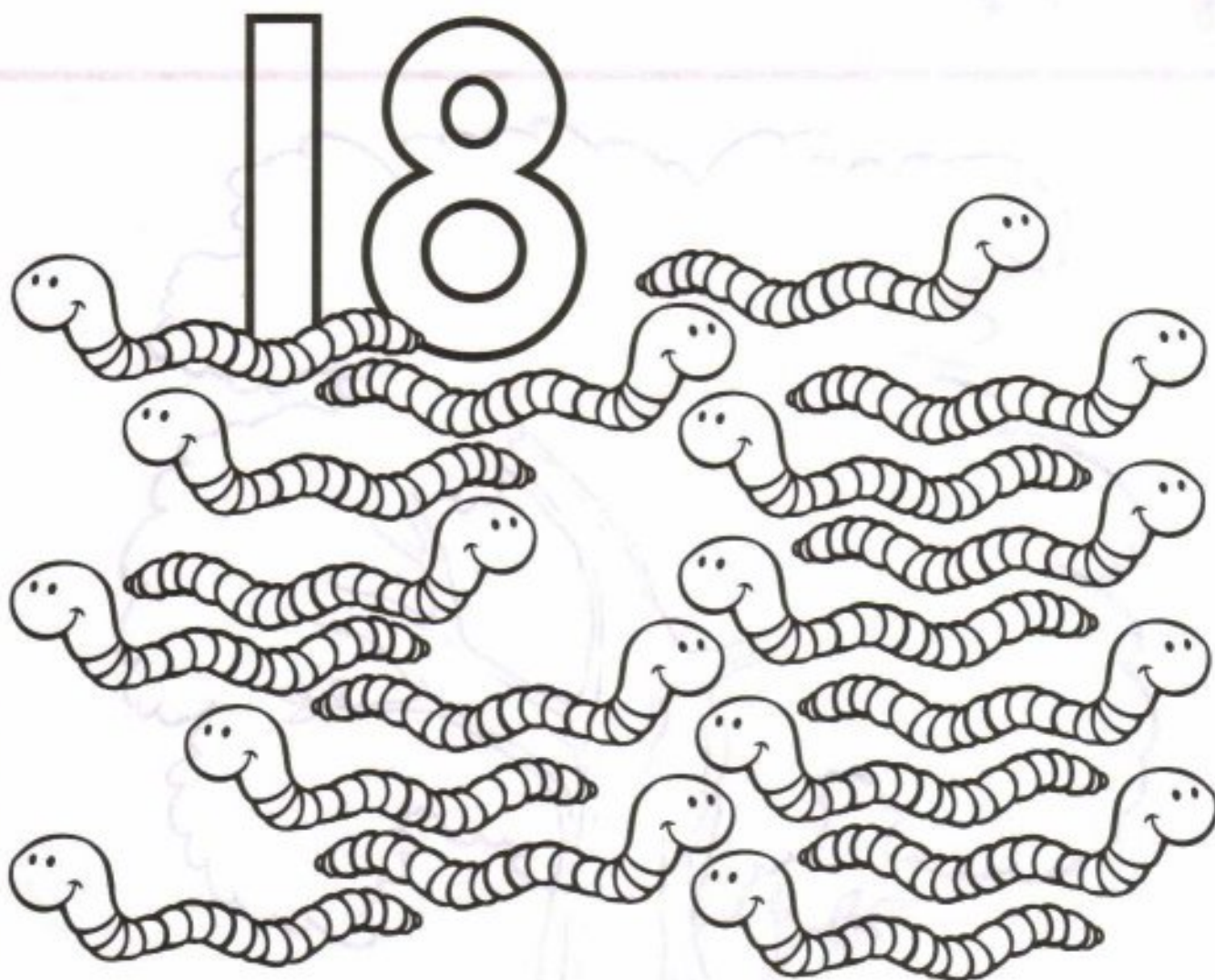
Color the picture.





This is 18.

Color the number. **Color** the word.
Count and **color** the rest of the picture.



eighteen

Name _____



Trace the number. **Trace** the word.

18 18 18 18

eighteen

eighteen

Now practice **writing** the **number** and the word by yourself on the lines below.




Blank lines for independent writing practice.



This is 19.

Color the number. **Color** the word.
Count and **color** the rest of the picture.

19



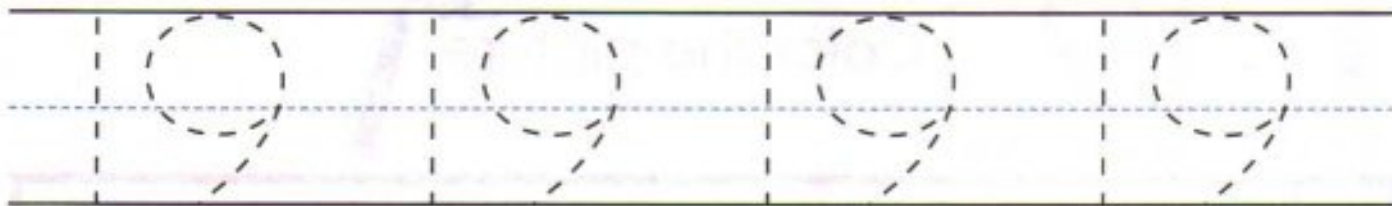


nineteen


Name _____



Trace the number. **Trace** the word.



Now practice **writing** the **number** and the word by yourself on the lines below.





Blank handwriting lines for independent practice. Each set consists of a solid top line, a dashed middle line, and a solid bottom line. There are four such sets of lines provided.

Number
19

Draw 19 cookies in the
cookie jar.


Color the picture.





This is 20.

Color the number. **Color** the word.
Count and **color** the rest of the picture.



Name _____




Trace the number. **Trace** the word.

20 20 20

twenty

twenty

Now practice **writing** the **number** and the word by yourself on the lines below.





Practice 1-20.

Trace the numbers and the words.

0 1 2 3 4

5 6 7 8 9

10 11 12 13

14 15 16 17

18 19 20

zero one two

three four



Trace the number words.

five six seven

eight nine ten

eleven twelve

thirteen fourteen

fifteen sixteen

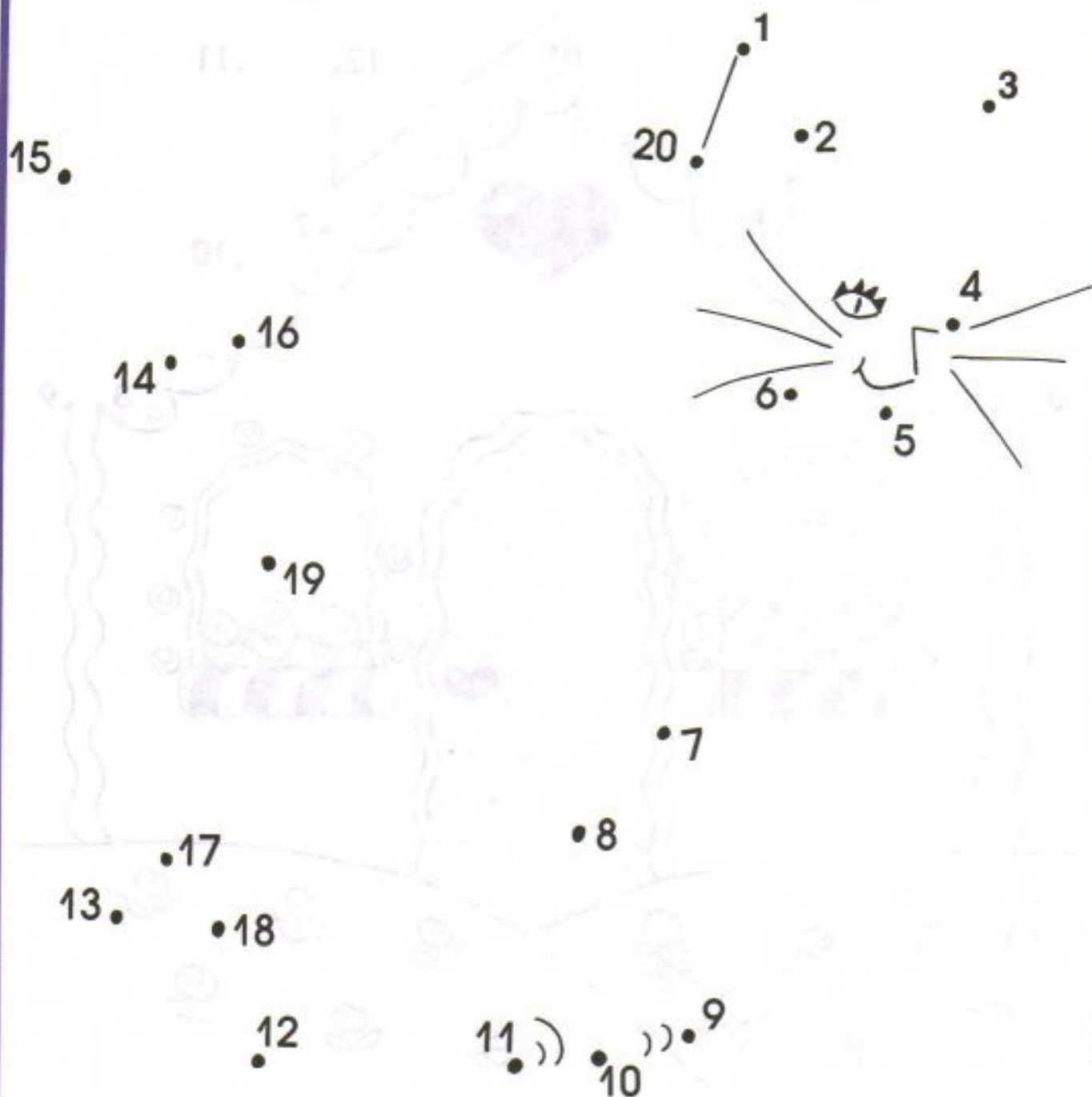
seventeen eighteen

nineteen twenty

Connect the dots in order from 1 to 20.




Color the surprise!




Connect the dots in order from 1-12.

Color the picture.



Number the train.



Draw a line from the word to the correct number.

seven
two
five
nine
six
four
one
three
eight

1
8
3
4
7
5
6
2
9

Color the train cars: 1-red 3-green
5-orange 2-blue 4-yellow 6-brown



CONGRATULATIONS!

You know numbers 1 to 20!

Color this ribbon and **cut** it out! You can **wear** it or **hang it up** for everyone to see!

