

The Complete Book of Sight Words

220 Words Your Child Needs to Know to Become a Successful Reader



Written by **Shannon Keeley**

Illustrations by **Janee Trasler, Christy Schneider,
Mark Stephens, and Remy Simard**

FlashKids
New York

FLASH KIDS and the distinctive Flash Kids logo are trademarks of Barnes and Noble, Inc.

© 2011 by Flash Kids

All rights reserved. No part of this publication may be reproduced, stored in a retrieval system, or transmitted, in any form or by any means, electronic, mechanical, photocopying, recording, or otherwise, without prior written permission from the publisher.

ISBN 978-1-4114-4958-9

Distributed in Canada by Sterling Publishing
c/o Canadian Manda Group, 165 Dufferin Street
Toronto, Ontario, Canada M6K 3H6

Distributed in the United Kingdom by GMC Distribution Services
Castle Place, 166 High Street, Lewes, East Sussex, England BN7 1XU

Distributed in Australia by Capricorn Link (Australia) Pty. Ltd.
P.O. Box 704, Windsor, NSW 2756, Australia

For information about custom editions, special sales, and premium and corporate purchases, please contact Sterling Special Sales at 800-805-5489 or specialsales@sterlingpublishing.com.

Manufactured in Canada

Lot #:

4 6 8 10 9 7 5 3

09/13

Dear Parent,

Every time your child reads a text, 50 to 75 percent of the words he or she encounters are from the Dolch Sight Word List. The Dolch Sight Word List is a core group of 220 common words that are represented frequently in reading material. Children need extra practice learning these words, many of which can't be represented by simple pictures. Often, these sight words do not follow regular spelling rules and cannot be "sounded out." Learning to immediately recognize these words "at sight" is a critical skill for fluent reading.

The Complete Book of Sight Words introduces all 220 Dolch sight words, divided into four levels of increasing difficulty. The book presents and then reinforces each word in a way that promotes understanding and retention. Children ages five through eight will find memorizing these words both simple and fun. The book's entertaining activities offer lots of practice with tracing and writing, while word puzzles and games provide an extra challenge. Your child can color the pictures, laugh at the funny characters, and enjoy learning about sight words.

a	come	has	must	seven	upon
about	could	have	my	shall	us
after	cut	he	myself	she	use
again	did	help	never	show	very
all	do	her	new	sing	walk
always	does	here	no	sit	want
am	done	him	not	six	warm
an	don't	his	now	sleep	was
and	down	hold	of	small	wash
any	draw	hot	off	so	we
are	drink	how	old	some	well
around	eat	hurt	on	soon	went
as	eight	I	once	start	were
ask	every	if	one	stop	what
at	fall	in	only	take	when
ate	far	into	open	tell	where
away	fast	is	or	ten	which
be	find	it	our	that	white
because	first	its	out	thank	who
been	five	jump	over	the	why
before	fly	just	own	their	will
best	for	keep	pick	them	wish
better	found	kind	play	then	with
big	four	know	please	there	work
black	from	laugh	pretty	these	would
blue	full	let	pull	they	write
both	funny	light	put	think	yellow
bring	gave	like	ran	this	yes
brown	get	little	read	those	you
but	give	live	red	three	your
buy	go	long	ride	to	
by	goes	look	right	today	
call	going	made	round	together	
can	good	make	run	too	
came	got	many	said	try	
carry	grow	may	saw	two	
clean	green	me	say	under	
cold	had	much	see	up	

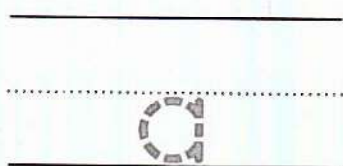
Level A

The sight words included in this section are:

a	did	in	on	three
all	down	is	one	to
am	find	it	play	two
and	for	like	ran	up
away	funny	little	red	was
be	go	look	run	we
big	good	make	said	what
blue	he	me	see	where
but	help	my	so	yellow
can	here	no	that	yes
come	I	not	the	you



Say the word **a**
aloud as you trace it.




Now practice writing the word once on each line.

.....

.....

.....


.....



I see _____ bird.

Careful Crossing

Show how the bunny crosses the stream. Cross out each rock that does not have the word **a** inside.




go

Say the word **go**
aloud as you trace it.

go

Now practice writing the word once on each line.

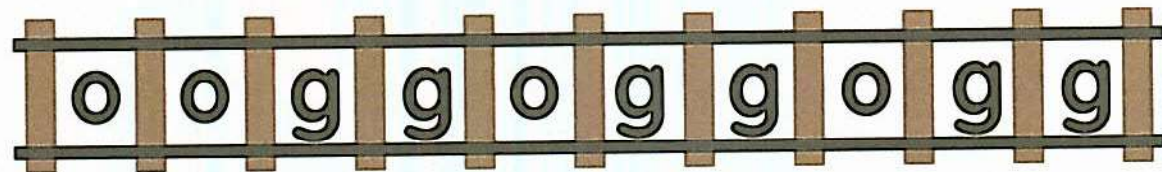
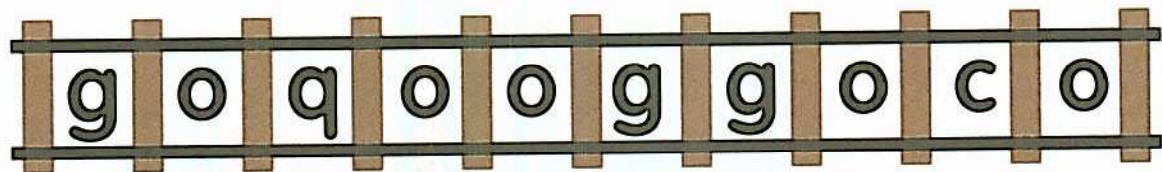
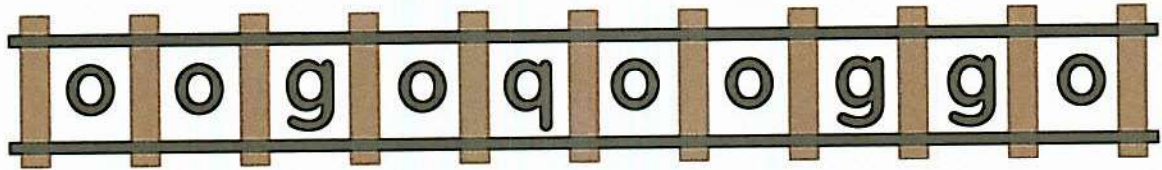
Handwriting practice lines for the word "go".




Let's _____ in the house.

Stay on Track

The word **go** is hidden two times on each track.
Find the words and circle them.

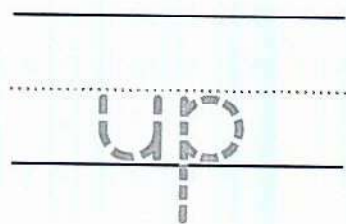


Circle all the words that spell **go**.






Say the word **up**
aloud as you trace it.



Now practice writing the word once on each line.

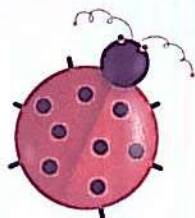


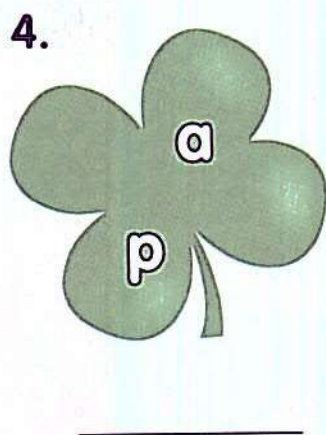

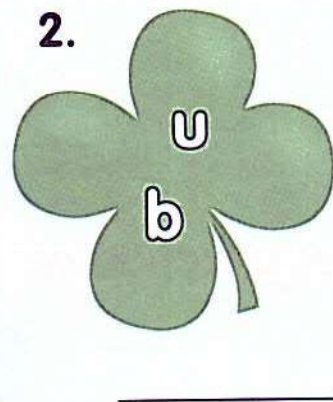

Handwriting practice lines consisting of eight sets of three horizontal lines (top, middle dashed, bottom) for writing the word 'up'.



My cat is _____ in the tree!

Lucky Letters

Write up on the line under each lucky clover that makes the word up.




you

Say the word **you**
aloud as you trace it.

you


Now practice writing the word once on each line.



Do _____ like ice cream?

Dot-to-Dot

Draw lines to connect the letters **y-o-u** and complete the picture.




for

Say the word **for**
aloud as you trace it.

for


Now practice writing the word once on each line.



This is _____ you.

Hide and Seek

Some of the words in the treetop have **for** hidden inside. Find the words and write them on the lines below. Circle the letters **f-o-r** in each word.



Review: Word Search

Find each word in the word search.

a go up you for

p	y	o	o	f
o	o	u	p	y
b	u	y	o	r
a	f	p	o	f
g	o	f	y	u

Color the box that has all five review words spelled correctly.

1.

a
goe
up
you
far

2.

a
go
up
you
for

3.

a
go
op
you
for

4.


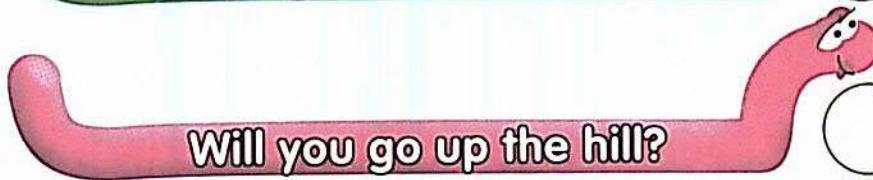
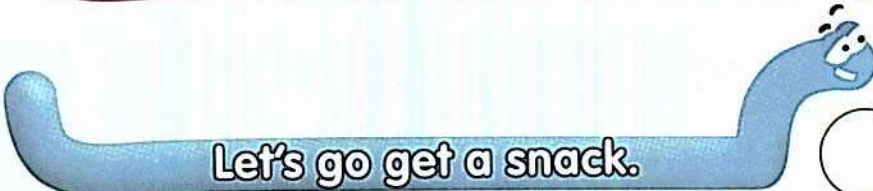
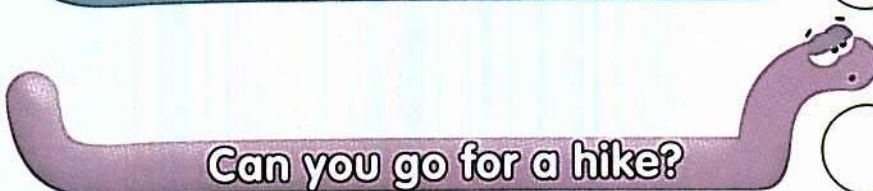
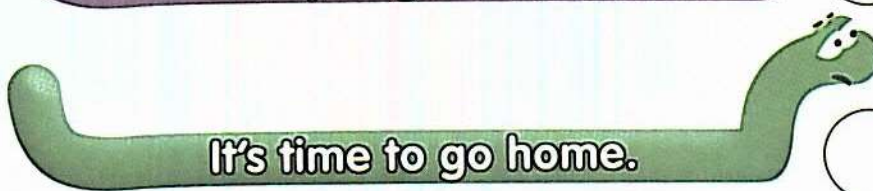
a
go
up
yuo
fur

5.

e
go
ub
you
for

Review: Wormy Words

Read each sentence. Every time you see one of the review words, circle it. Then count how many circled words are in each sentence.

1.  Dad got a dog for me.
2.  Will you go up the hill?
3.  Let's go get a snack.
4.  Can you go for a hike?
5.  It's time to go home.

The worm with the most words wins the race!
Which worm is the winner? _____

Write your own sentence. Use as many of the review words as you can.


the

Say the word the
aloud as you trace it.

the

Now practice writing the word once on each line.

Handwriting practice lines for the word 'the'. Each set consists of a solid top line, a dashed middle line, and a solid bottom line. There are five such sets of lines provided for practice.



Open _____ book.

Tic-Tac-Toe

Circle the row that spells the word **the**.



t	e	t
h	h	e
t	e	e

Circle the row that has the word **the** three times.

the	tbe	the
hte	teh	the
thh	the	the

is

Say the word **is**
aloud as you trace it.

is

Now practice writing the word once on each line.



This _____ my dog.

Lost and Found

The word **is** is hidden once in each line. Find the word and circle the letters.

s j i z i s

1 2 3 4 5 6

j s i s i z

1 2 3 4 5 6

i s s i z j

1 2 3 4 5 6

To complete the message, look at the number below each circled letter. Find the matching number in the message below and write the letter on the line.

H
1 2

hat
3 4

 n
5

the ink.
6




away

Say the word
away aloud as
you trace it.

away



Now practice writing the word once on each line.





Let's put _____ the toys.

Linking Letters

Draw a line to link the letters that make the word **away**.

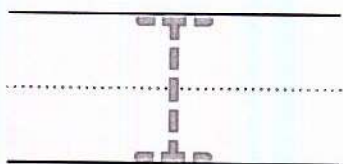


Write the missing letters to make the word **away**.




I

Say the word I
aloud as you trace it.



Now practice writing the word once on each line.

Handwriting practice lines consisting of ten sets of three horizontal lines (solid top, dashed middle, solid bottom) for writing practice.



_____ am at the top.

Follow the Line

Circle the word I in each sentence. Then draw a line to connect the circled words, and see which letters you pass through. Write the letters below to answer the riddle.

1. I like ice cream.

a o c b n

2. Dad and I went to get ice cream.

w e g n r

3. "It's a big scoop," I said.

c a b q m

4. It was much more than I could eat.

d a p e o

5. So I shared it with my dad.

What did the cone say to the ice cream?

Dessert is _____ !




and

Say the word and
aloud as you trace it.

and

Now practice writing the word once on each line.

Handwriting practice lines consisting of solid top and bottom lines with a dashed middle line. There are eight sets of these lines provided for practice.



I put on my socks _____ shoes.

Rhyme Time

Circle the pictures that rhyme with **and**. Underline the letters **a-n-d** in each word.



sand



hang



stand




sad




pan



hand



land



ant

Review: Word Search

Find each word in the word search.

the is I away and

h	s	t	i	h
t	w	a	n	d
h	y	w	d	e
e	t	a	s	I
i	s	y	a	y

Color the box that has all five review words spelled correctly.

1.

the
iz
away
I
anb

2.

thu
is
away
I
ahd

3.

the
is
awhy
i
and

4.

the
is
away
I
and

5.

the
si
awye
I
and

Review: Story Surprise

Write the correct word from the word box to complete each sentence in the story.

the I is away and


My dog's name ____ ____ Roofus.
1

I took him to ____ ____ ____ beach.

Roofus played ____ ____ ____ I swam.
2 3 4

Then, ____ couldn't find him!

Did he run ____ ____ ____ ____ ?



For each number in the story sentences, find the matching number below. Write the letter on the line to find out what happened!

Where was Roofus?


Roofus was under the ____ ____ ____ ____ .
1 2 3 4

big

Say the word big
aloud as you trace it.

big


Now practice writing the word once on each line.



This hat is _____.

Careful Crossing

Show how the frog crosses the pond. Cross out each lily pad that does not have the word **big** inside.




to

Say the word **to**
aloud as you trace it.

to

Now practice writing the word once on each line.

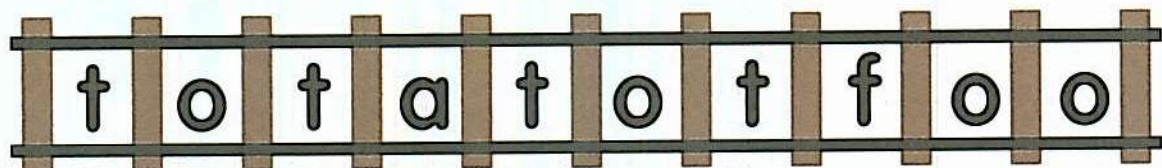

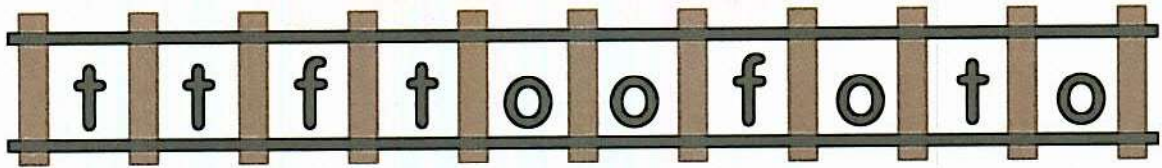
Handwriting practice lines for the word "to". Each set consists of a solid top line, a dashed middle line, and a solid bottom line. There are five such sets of lines provided for practice.




Let's go _____ the park.

Stay on Track

The word **to** is hidden two times on each track. Find the words and circle them.




Circle all the words that spell **to**.

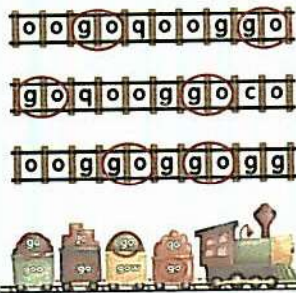


Answers Level A

Page 7




Page 9



Page 11

1. up
3. up
5. up

Page 13




Page 15

These words have **for** hidden inside:

fork
form
fort
forget

Page 16



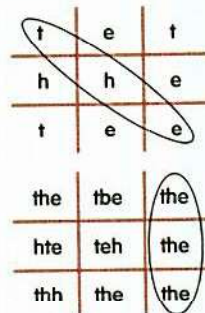
Box 2 is colored.

Page 17

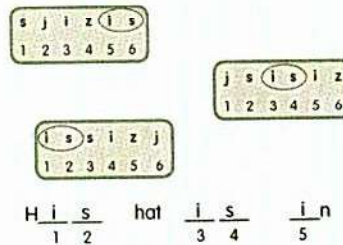
1. 2
2. 3
3. 2
4. 4
5. 1

Worm 4 is the winner.
Sentences will vary.

Page 19

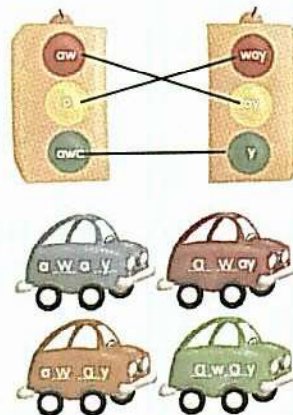


Page 21



H i s hat i s i n
1 2 3 4 5 6

Page 23



Page 25


1. I like ice cream.
a a c b n
2. Dad and I went to get ice cream.
w e g a r
3. "It's a big scoop," I said.
c a b q m
4. It was much more than I could eat.
d u p o
5. So I shared it with my dad.

What did the cone say to the ice cream?
Dessert is a n m e!

Page 27

These pictures should be circled:
sand
stand
hand
land

Page 28



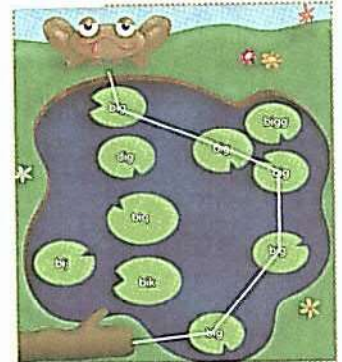
Box 4 is colored.

Page 29

My dog's name is Roofus.
I took him to the beach.
Roofus played and I swam.
Then, I couldn't find him!
Did he run away?

Where was Roofus?
Roofus was under the sand.

Page 31



Page 33

