



Word Family Activity Book

~~~~~  
**Fun & Easy Reproducible Activities That  
Help Every Child Learn Key Word Patterns  
to Become Successful Readers & Writers**  
~~~~~

by Mary Rosenberg




S C H O L A S T I C
PROFESSIONAL BOOKS

New York • Toronto • London • Auckland • Sydney
Mexico City • New Delhi • Hong Kong

Dedication

With many thanks to Tiffany Fletcher
for being a good friend and wonderful colleague.



Scholastic Inc. grants teachers permission to photocopy the contents of this book for classroom use only. No other part of this publication may be reproduced in whole or in part, or stored in a retrieval system, or transmitted in any form or by any means, electronic, mechanical, photocopying, recording, or otherwise, without written permission of the publisher.

For information regarding permission, write to Scholastic Inc.,
555 Broadway, New York, NY 10012.

Cover design by Norma Ortiz and Kelli Thompson

Cover artwork by Amanda Haley

Interior artwork by Rusty Fletcher

Interior design by Sydney Wright

ISBN: 0-439-19936-0

Copyright © 2001 by Mary Rosenberg

All rights reserved.

Printed in the U.S.A.

Contents

Introduction	4
How to Use This Book	4
Helpful Hints	6
Word Family Activity Mats	
Short Vowels	7
Consonant Blends (ck, nk)	30
Consonant Digraphs (sh)	37
Long Vowels (silent e)	38
Vowel Digraphs (ai, ea, aw)	47
Controlled R (ar)	51
Endings (ing, ay, est, y, ight)	52
Games and Activities	
Word Work Instructions/Answer Key	57
Word Work Game Boards	58
Concentration Game Instructions	70
Concentration Game Cards	71
Word Wheels	83
Slide-Throughs	85
Word Family Flip Book	87
Toss-a-Word	88
Puzzle Pieces	89
Spin the Wheels	90
Bingo Cards	91
Flash Cards	92
Sort-the-Words	93
Word Family Dice	94
Answer Key	95



Introduction

Welcome to *The Word Family Activity Book*. This book is a valuable resource in the K-2 classroom. It's filled with activities that will help you teach your students how the most common word families "work." Research tells us that knowing word families aids children as they learn to read and write, helping them to recognize words with the same sounds and same endings. To make teaching word families easier and learning more fun, I've included tons of exciting learning activities that invite your students to identify word patterns, determine nonsense words, and build essential phonics skills. You'll find hands-on learning activities such as the Word Family Activity Mats, Concentration game boards, and Word Work game boards. Plus, I've included easy-to-use reproducible templates for Bingo, Word Wheels, Flash Cards, Flip Books, Toss-a-Word, and more. Many of the reproducibles in this book are terrific for interactive homework, small group lessons, and learning centers. It's easy to weave the games and activities in this book into your reading program. Every learning activity is fun and ready to use.

How to Use This Book

Using Word Family Activity Mats



Activity mats are a great way to introduce kids to working with word families. Each is filled with delightful opportunities for children to read and write many words within each word family. As students learn one word family pattern, they begin to read at least ten other words. To make instruction even easier, you'll find a word family activity mat for each of the word families presented in this book. Each mat focuses instruction on ten words within each word family that students will frequently encounter as they read and write. As you plan your lessons, use the grid on page 5 to locate specific words covered in this book. Whether you have your students complete the activity mats in your learning centers or as fun-to-do homework, they're sure to be a hit!

When you first introduce Word Family Activity Mats to your students, complete a few of the activity mats together as a class activity. Explain that each activity mat is made up of four learning activities. Three of the activities are: writing, reading, and alphabetizing. The fourth activity consists of different types of learning opportunities, including decoding puzzles, sentence fill-ins, word searches, and more. Each activity mat invites your students to:

- ◆ Read the ten word family words that appear at the top of each mat and write the letters of each word on the space below.
- ◆ Read the mini-story. Note how the word-family words fit within the context of a story.
- ◆ Circle each of the word-family words that appears in the story.
- ◆ Use scissors to cut out the words at the bottom. Then, glue the words in alphabetical order in the ABC Box on the right-hand side of the page. If you like, use the words with the Sort-the-Words activity on page 93.
- ◆ Complete the last activity, following the directions that have been provided.

Word Families Covered in This Book

Word Family Activity Mats	Phonogram	Words Included	Page
Short Vowels	-ab	cab, crab, dab, gab, grab, jab, lab, nab, scab, tab	7
	-ad	bad, Chad, dad, glad, had, lad, mad, pad, sad, tad	8
	-ag	bag, drag, flag, gag, nag, rag, sag, snag, tag, wag	9
	-am	clam, gram, ham, jam, Pam, ram, Sam, slam, swam, yam	10
	-an	can, Dan, fan, man, pan, plan, ran, tan, than, van	11
	-ap	cap, clap, flap, lap, map, nap, slap, snap, tap, trap	12
	-at	bat, cat, chat, fat, hat, mat, pat, rat, sat, that	13
	-ed	bed, fed, Fred, led, Ned, red, shed, sled, ted	14
	-ell	bell, fell, Nell, sell, shell, smell, spell, tell, well, yell	15
	-en	Ben, den, hen, Jen, men, pen, ten, then, when, yen	16
	-et	bet, get, jet, let, met, net, pet, set, wet, yet	17
	-id	bid, did, grid, hid, kid, lid, mid, rid, skid, slid	18
	-ig	big, dig, fig, gig, jig, pig, rig, sprig, twig, wig	19
	-ill	Bill, dill, fill, hill, ill, mill, pill, spill, still, will	20
	-in	bin, chin, grin, in, shin, skin, spin, thin, twin, win	21
	-ip	dip, flip, hip, lip, nip, ship, sip, skip, trip, zip	22
	-it	bit, fit, hit, it, kit, knit, lit, pit, quit, sit	23
	-og	bog, cog, clog, dog, fog, frog, hog, jog, log, smog	24
	-op	cop, drop, hop, mop, plop, pop, shop, slop, stop, top	25
	-ot	dot, cot, got, hot, knot, lot, not, pot, shot, spot	26
	-ug	bug, chug, dug, hug, lug, mug, rug, slug, snug, tug	27
	-um	strum, chum, drum, glum, gum, hum, yum, plum, sum, swum	28
	-ump	bump, clump, dump, grump, jump, lump, mump, pump, stump, thump	29
Consonant Blends (ck, nk)	-ack	back, black, jack, Mack, pack, rack, sack, snack, tack, track	30
	-ick	brick, chick, click, kick, lick, pick, sick, slick, stick, trick	31
	-ink	blink, drink, ink, kink, link, rink, sink, stink, think, wink	32
	-ock	block, clock, dock, knock, lock, rock, shock, smock, sock, tock	33
	-uck	buck, Chuck, cluck, duck, luck, pluck, puck, stuck, struck, truck	34
	-ank	bank, blank, drank, Frank, prank, rank, sank, spank, tank, yank	35
Consonant Digraphs (sh)	-unk	bunk, chunk, dunk, drunk, hunk, junk, skunk, stunk, sunk, trunk	36
	-ash	bash, cash, crash, dash, flash, hash, lash, rash, smash	37
Long Vowels (silent e)	-ake	bake, cake, flake, Jake, make, rake, shake, take, wake	38
	-ale	bale, gale, hale, male, pale, sale, scale, stale, tale, whale	39
	-ame	blame, came, fame, flame, frame, game, name, same, shame, tame	40
	-ate	crate, date, gate, grate, hate, Kate, late, plate, rate, skate	41
	-ice	dice, ice, lice, mice, nice, price, rice, slice, spice, twice	42
	-ide	bride, glide, hide, pride, ride, side, slide, stride, tide, wide	43
	-ine	dine, fine, line, mine, nine, pine, shine, tine, twine, vine	44
	-oke	broke, Coke, choke, joke, poke, smoke, spoke, stroke, woke, yoke	45
	-ore	chore, more, pore, score, shore, snore, sore, store, tore, wore	46
	-ail	fail, Gail, mail, nail, pail, sail, snail, tail, trail, wail	47
	-ain	brain, chain, drain, grain, main, pain, plain, rain, Spain, train	48
	-eat	beat, cheat, cleat, eat, heat, meat, neat, seat, treat, wheat	49
	-aw	claw, draw, flaw, jaw, law, paw, raw, saw, slaw, straw	50
	-ar	bar, car, far, jar, mar, par, scar, spar, star, tar	51
	-ing	bring, king, ring, sing, spring, sting, string, swing, thing, wing	52
	-ay	day, gray, hay, jay, lay, may, play, say, stay, way	53
Controlled R	-est	best, chest, crest, guest, nest, pest, rest, test, vest, west	54
	-y	by, cry, dry, fly, fry, my, shy, sty, try, why	55
	-ight	bright, fight, fright, night, light, might, right, sight, tight	56

Helpful Hints

Learning word families and having fun go hand in hand when you use the games and activities in this book. The following suggestions will help make teaching word families easier to manage and easier to adapt to your students needs:

- ◆ Copy the game boards, cards, and other learning activities on a photocopier. Increasing the size of the reproducibles will make them easier for children to read and manipulate. Copying them onto cardboard will make them sturdier. Consider laminating game boards after the children have colored them, helping to ensure the game boards will be fun-to-use learning tools for years to come.
- ◆ Tuck word family games such as Word Work, Concentration, Toss-a-Word, Spin-the-Wheels, Word Family Dice, and Bingo in your classroom's writing center, making them accessible to kids. Remember, the more opportunities your students have to practice their developing knowledge of word families the better.
- ◆ Provide your students with opportunities to study word patterns independently. The reproducible Word Wheels, Slide-Throughs, Flip-Books, and Puzzles are great for independent work in the classroom. Ask your students to practice word patterns as a warm-up activity before a lesson, as a follow-up when they're done with their other work, and so on. You're sure to find lots of ways to incorporate the activities in this book with your curriculum.
- ◆ Support the school-home connection by sending games and activities home with your students. Invite them to teach their families how to play and share what they've learned. The Word Wheels, Slide-Throughs, Flip-Books, and Flashcards are portable and can be used by students most anywhere, including bus rides, plane trips, vacations—even the living room sofa!

Check Out These Super Sites!

National Council of Teachers of English: Why Talk About Phonics?

<http://ncte.org/teach/Butler21575.html>

Groff, Dr. Patrick. The Essence of Phonics.

http://www.nrrf.org/32_essence_of.html

The Order of Lessons. Phonics Tutor.

<http://www.phonicstutor.com/orderoflessons.html>

The Riggs Institute's Writing and Spelling Road to Reading and Thinking

<http://www.riggsinst.org/index.html>

Name _____


The _ab Family

cab ---	crab -----	dab ---	grab -----	lab ---
jab ---	nab ---	scab -----	tab ---	gab ---

Read the story. Circle all of the words that belong in the family.


ABC Box

1




Dab is a crab.

2




Dab is in the cab.

3





Dab is going to the lab.

4



Dab likes to grab.

Decode each word.



Cut the words apart. Put them in alphabetical order. Then glue them in the ABC Box.

cab	crab	dab	grab	lab
jab	nab	scab	tab	gab

Name _____


The _ad Family

bad ---	Chad ---	dad ---	glad ---	had ---
lad ---	mad ---	pad ---	sad ---	tad ---

Read the story. Circle all of the words that belong in the family.


ABC Box

1




Chad is not glad.

2



Chad has had a bad day.

3



Chad is a tad sad.

4



Poor Chad.

Answer each question.

1. What makes you sad? _____

2. What makes you glad? _____

Cut the words apart. Put them in alphabetical order. Then glue them in the ABC Box.

lad	pad	dad	tad	glad
had	Chad	bad	sad	mad

Name _____


The _ag Family

bag ---	drag -----	flag -----	gag ---	nag ---
rag ---	sag ---	snag -----	tag ---	wag ---

Read the story. Circle all of the words that belong in the family.

ABC Box

1



Wave the flag.

2




Cut the tag.

3



Carry the bag.

4



Feed the nag.

Write the word with the same meaning.

1. a sack: _____ 4. a pennant: _____

2. a small towel: _____ 5. a label: _____

3. an old horse: _____ 6. to droop: _____

Cut the words apart. Put them in alphabetical order. Then glue them in the ABC Box.

bag	rag	flag	gag	wag
snag	tag	nag	drag	sag


Name _____

The _am Family

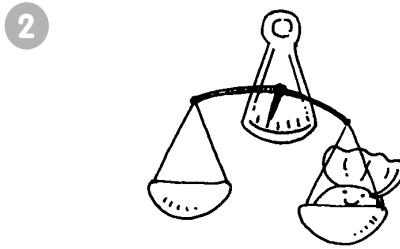
clam _____	gram _____	ham _____	jam _____	Pam _____
ram _____	Sam _____	slam _____	swam _____	yam _____

Read the story. Circle all of the words that belong in the family.

ABC Box




Sam is a clam.



Sam weighs about a gram.



Sam likes to eat jam and ham.



Sam is the same size as a yam.

Use a red crayon to color the words. Use a blue crayon to color all the x's and z's to find the hidden words.

S	L	A	M	Z	X	Z	X	S	W	A	M
R	A	M	X	Z	X	G	R	A	M	Z	X
X	Z	X	Z	X	Z	X	Z	X	Y	A	M
Z	X	Z	X	H	A	M	Z	X	Z	X	Z
X	Z	X	Z	C	L	A	M	Z	X	Z	X
X	Z	X	Z	X	Z	X	Z	P	A	M	X
Z	X	Z	X	Z	X	S	A	M	Z	X	Z
J	A	M	X	Z	X	Z	X	Z	X	Z	X

Cut the words apart. Put them in alphabetical order. Then glue them in the ABC Box.

gram	Pam	clam	swam	yam
jam	Sam	slam	ram	ham

Name _____


The _an Family

can ---	Dan ---	fan ---	man ---	pan ---
plan ---	ran ---	tan ---	than ---	van ---

Read the story. Circle all of the words that belong in the family.


ABC Box

1




Dan has a van.

2



Dan has a pan. He put the pan in the van.

3



Dan has a fan. He put the fan in the van.

4



Dan has a can. He put the can in the van.

Unscramble each word. Write it correctly on the line.

1. nar: _____ 4. naf: _____

2. hatn: _____ 5. nta: _____

3. pnal: _____ 6. nap: _____

Cut the words apart. Put them in alphabetical order. Then glue them in the ABC Box.

man	Dan	van	than	pan
tan	can	ran	fan	plan

Name _____ The _ap Family

cap ---	clap -----	flap -----	lap ---	map ---
nap ---	slap -----	snap -----	tap ---	trap -----

Read the story. Circle all of the words that belong in the family.

ABC Box

1



I can clap my hands.

2



I can snap my fingers.

3




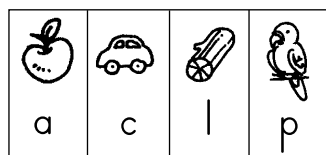
I can flap my arms.

4



I can tap my toes.

Decode each word.



Cut the words apart. Put them in alphabetical order. Then glue them in the ABC Box.

clap	lap	trap	tap	map
flap	snap	slap	cap	nap

Name _____


The _at Family

bat ---	cat ---	chat ---	fat ---	hat ---
mat ---	pat ---	rat ---	sat ---	that ---

Read the story. Circle all of the words that belong in the family.


ABC Box

1



The fat cat knows a rat.

2




That rat sat on a mat.

3



The bat came to chat with the cat and the rat.

4



The bat has a hat.

Write the missing letter.

h__t ma__ t__at c__at fa__

c__t ra__ s__t b__t pa__

Cut the words apart. Put them in alphabetical order. Then glue them in the ABC Box.

hat	chat	cat	rat	sat
bat	pat	that	fat	mat

Name _____

The _ed Family

bed ---	fed ---	Fred ---	led ---	Ned ---
red ---	shed ---	sled ---	ted ---	wed ---

Read the story. Circle all of the words that belong in the family.

ABC Box

1




This is Ned. Ned has a ted.

2



This is Ned and his ted Fred.

3



Fred is on Ned's bed.

4



Fred is on Ned's sled.

Color Fred.



Cut the words apart. Put them in alphabetical order. Then glue them in the ABC Box.

ted	red	Ned	Fred	sled
led	shed	fed	wed	bed

Name _____


The _ell Family

bell _____	fell _____	Nell _____	sell _____	shell _____
smell _____	spell _____	tell _____	well _____	yell _____

Read the story. Circle all of the words that belong in the family.


ABC Box

1




This is Nell.
Nell is by a well.

2




Nell has a shell.

3





The shell smells.

4



A snail is in the shell.
Nell yells!

Decode each word.



Cut the words apart. Put them in alphabetical order. Then glue them in the ABC Box.

well	fell	Nell	tell	smell
sell	shell	bell	yell	spell

Name _____

The _en Family

Ben ---	den ---	hen ---	Jen ---	men ---
pen ---	ten ---	then ---	when ---	yen ---

Read the story. Circle all of the words that belong in the family.


ABC Box

1




Ben has a hen.

2



The hen's name is Jen.

3



Jen the hen lives in a pen.

4



The pen was made by ten men.

Write a question for Ben about his hen.
Make sure the question begins with "when."

Word Power! Write the word that means
"something to write with" and a "place to keep an animal." _____

Cut the words apart. Put them in alphabetical order. Then glue them in the ABC Box.

hen	yen	Jen	pen	men
when	den	then	ten	Ben

Name _____

The _et Family

bet ---	get ---	jet ---	let ---	met ---
net ---	pet ---	set ---	wet ---	yet ---

Read the story. Circle all of the words that belong in the family.


ABC Box

1



Have you met Chet, yet?

2




Chet is my pet.

3



Chet likes to get wet.

4



Chet likes to ride in my jet.

Find and color each word in the word search.

B	N	E	T	C	N	Y	E	T	L	C	G
X	G	D	D	Y	C	B	B	I	M	E	T
X	K	L	Y	P	E	T	V	N	V	S	K
L	E	T	G	A	N	J	E	T	Y	K	G
P	G	R	Y	L	B	E	T	X	A	Y	P
W	E	T	U	O	D	G	E	T	F	J	A
K	C	R	W	B	V	R	S	E	T	R	U
N	R	D	R	S	U	A	W	Q	S	C	O

Cut the words apart. Put them in alphabetical order. Then glue them in the ABC Box.

wet	bet	set	yet	pet
met	net	let	jet	get

Name _____


The _id Family

bid ---	did ---	grid ---	hid ---	kid ---
lid ---	mid ---	rid ---	skid ---	slid ---

Read the story. Circle all of the words that belong in the family.


ABC Box

1



Who slid? The kid did.

2




Who hid? The kid did.

3



Who skid? The kid did.

4



Who bid? The kid did.

Find and color each word in the word search.

G	R	I	D	N	S	K	I	D	D	Y	D
S	L	I	D	X	S	R	I	D	H	L	B
Z	R	D	W	V	P	E	E	V	K	I	D
M	E	N	T	B	I	D	K	H	O	R	T
M	I	D	S	M	D	J	V	L	I	D	A
N	R	L	C	Y	X	O	I	M	J	W	I
L	H	Z	H	T	O	D	I	D	F	T	V
H	I	D	K	N	X	A	Z	O	B	N	F

Cut the words apart. Put them in alphabetical order. Then glue them in the ABC Box.

grid	hid	rid	bid	lid
mid	kid	slid	did	skid

Name _____


The _ig Family

big ---	dig ---	fig ---	gig ---	jig ---
pig ---	rig ---	sprig -----	twig -----	wig ---

Read the story. Circle all of the words that belong in the family.


ABC Box

1




The big pig has a wig.

2



The big pig has a fig.

3



The big pig has a rig.

4



The big pig has a twig.

Complete each sentence.

1. A _____ is a kind of fruit.
2. A small branch is a _____.
3. A shovel is used to _____.
4. A _____ is a dance.
5. A _____ is fake hair.
6. A giant is _____.

Cut the words apart. Put them in alphabetical order. Then glue them in the ABC Box.

sprig	fig	twig	dig	wig
rig	pig	gig	jig	big

Name _____

The _ill Family

Bill _____	dill _____	fill _____	hill _____	ill _____
mill _____	pill _____	spill _____	still _____	will _____

Read the story. Circle all of the words that belong in the family.


ABC Box

1




This is Bill.

2



Bill went to the mill.

3



The mill is on the hill.

4




Bill will fill the pail.
Bill will not let it spill.

ACROSS

3. to knock over

5. sick

6. to load



DOWN

1. a pickle

2. a name

3. not moving

4. small mountain

Cut the words apart. Put them in alphabetical order. Then glue them in the ABC Box.

ill	Bill	mill	still	spill
fill	pill	dill	hill	will

Name _____

The _in Family

bin ---	chin ----	grin ----	in --	shin ----
skin ----	spin ----	thin ----	twin ----	win ---

Read the story. Circle all of the words that belong in the family.


ABC Box

1



I have a chin.

2




I have a big grin.

3





I have a lot of skin.

4



I have a twin.

Decode each word.



Cut the words apart. Put them in alphabetical order. Then glue them in the ABC Box.

grin	chin	skin	twin	bin
in	win	spin	thin	shin

Name _____

The _ip Family

dip ---	flip ---	hip ---	lip ---	nip ---
ship ---	sip ---	skip ---	trip ---	zip ---

Read the story. Circle all of the words that belong in the family.

ABC Box

1



Skip can take a dip.

2



Skip can do a back flip.

3



Skip can bend at the hip.

4



Skip is very hip!

Write each word next to its meaning.

1. a small bite: _____
2. a small drink: _____
3. a big boat: _____
4. not a walk nor a run: _____
5. to fall or a vacation: _____
6. to move fast: _____

Cut the words apart. Put them in alphabetical order. Then glue them in the ABC Box.

dip	skip	sip	flip	hip
ship	trip	zip	nip	lip

Name _____

The _it Family

bit ---	fit ---	hit ---	it --	kit ---
knit -----	lit ---	pit ---	quit -----	sit ---

Read the story. Circle all of the words that belong in the family.

ABC Box

1



I have a kit.

2



With the kit, I will sit.

3



I will knit for a bit.

4



I will not quit until it is a good fit.

Write each misspelled word correctly on the line.

Example: pite: pit

3. et: _____

1. knet: _____

4. kwit: _____

2. biit: _____

5. figt: _____

Cut the words apart. Put them in alphabetical order. Then glue them in the ABC Box.

it	pit	quit	kit	sit
bit	fit	spit	knit	lit

Name _____

The _og Family

bog ---	cog ---	clog ---	dog ---	fog ---
frog ---	hog ---	jog ---	log ---	smog ---

Read the story. Circle all of the words that belong in the family.

ABC Box

1




The frog is lost in the fog.

2




The dog is lost in the fog.

3




The hog is lost in the fog.

4



They all meet at the log in the bog.

Write the missing letters to complete the crossword puzzle.



Cut the words apart. Put them in alphabetical order. Then glue them in the ABC Box.

cog	log	fog	bog	dog
clog	hog	frog	jog	smog

Name _____

The _op Family

cop ---	drop ---	hop ---	mop ---	plop ---
pop ---	shop ---	slop ---	stop ---	top ---

Read the story. Circle all of the words that belong in the family.

ABC Box

1



Flop likes to hop.

2




Flop likes soda pop.

3



Flop likes to shop.

4



Flop likes to mop.

Write a sentence telling about something you like to do. Draw a picture to go with your sentence.

Cut the words apart. Put them in alphabetical order. Then glue them in the ABC Box.

top	shop	hop	slop	cop
drop	pop	plop	stop	mop

Name _____


The _ot Family

cot ---	dot ---	got ---	hot ---	knot ---
lot ---	not ---	pot ---	shot ---	spot ---

Read the story. Circle all of the words that belong in the family.

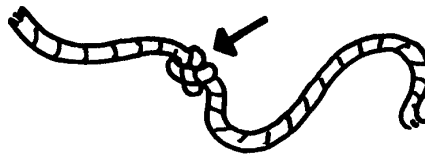
ABC Box

1



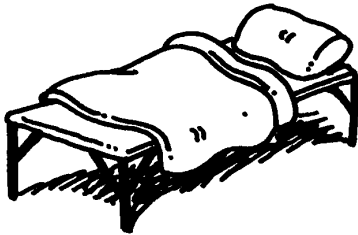
This is a pot.

2



This is a knot.

3



This is a cot.

4



This is a dot.

Write each word next to its meaning.

- unable to: _____
- a little bed: _____
- not cold: _____
- a pan: _____
- a place: _____

Cut the words apart. Put them in alphabetical order. Then glue them in the ABC Box.

pot	dot	shot	spot	knot
got	cot	not	hot	lot

Name _____


The _ug Family

bug ---	chug -----	dug ---	hug ---	lug ---
mug ---	rug ---	slug -----	snug -----	tug ---

Read the story. Circle all of the words that belong in the family.

ABC Box

1




Do you see the bug?

2



Do you see the slug?

3



The slug is on the rug.

4



The bug has a mug.

Find and color each word in the word search.

D	U	G	B	S	N	H	U	G	D	Y	D
S	L	U	G	X	S	H	R	U	G	L	B
Z	R	D	M	U	G	W	V	S	N	U	G
L	U	G	P	E	E	V	C	H	U	G	M
E	N	T	K	H	O	R	T	B	U	G	S
T	U	G	M	D	J	V	A	N	R	L	C

Cut the words apart. Put them in alphabetical order. Then glue them in the ABC Box.

slug	mug	hug	chug	dug
snug	tug	bug	rug	lug

Name _____ The _um Family

strum _____	chum _____	drum _____	glum _____	gum _____
hum _____	yum _____	plum _____	sum _____	swum _____

Read the story. Circle all of the words that belong in the family.

ABC Box

1



My chum felt glum.

2



So I gave my chum a plum and gum.

3



He said, "Yum!" and began to hum and strum.

4



I played my drum.

Write the word with the same meaning.

1. math answer: _____

2. sad: _____

3. pal: _____

4. fruit: _____

Cut the words apart. Put them in alphabetical order. Then glue them in the ABC Box.

plum	glum	drum	hum	sum
yum	gum	chum	strum	swum

Name _____ The _ump Family

bump _____	clump _____	dump _____	grump _____	jump _____
lump _____	mump _____	pump _____	stump _____	thump _____

Read the story. Circle all of the words that belong in the family.

ABC Box

1



Stan is a grump.

2




Stan has the mumps.

3



Stan's mumps are red lumps.

4



Stan is down in the dumps.

Unscramble each word. Write it correctly on the line.

1. pclum: _____

2. pdum: _____

3. pstum: _____

4. pthum: _____

Cut the words apart. Put them in alphabetical order. Then glue them in the ABC Box.

pump	jump	lump	bump	mump
clump	dump	thump	stump	grump

Name _____ The _ack Family

back _____	black _____	jack _____	Mack _____	pack _____
rack _____	sack _____	snack _____	tack _____	track _____

Read the story. Circle all of the words that belong in the family.

ABC Box

1



Mack has a black backpack.

2




Jack has a backpack, too.

3



Mack put his backpack on his back.

4



Mack's snack is in the pack.


Complete each compound word.



thumb_____



back_____



flap_____

Cut the words apart. Put them in alphabetical order. Then glue them in the ABC Box.

tack	pack	track	Mack	snack
jack	black	back	sack	rack

Name _____


The ick Family

brick _____	chick _____	click _____	kick _____	lick _____
pick _____	sick _____	slick _____	stick _____	trick _____

Read the story. Circle all of the words that belong in the family.


ABC Box

1




Nick is a chick.

2




Nick builds with bricks.

3



He builds with sticks.

4



Nick likes his house of sticks and bricks..

Write three other words that belong in this family.

Word Power!

Travis fell on the slick sidewalk. Why would a sidewalk be called "slick"? Explain.

Cut the words apart. Put them in alphabetical order. Then glue them in the ABC Box.

brick	click	stick	pick	trick
slick	sick	lick	kick	chick

Name _____


The _ink Family

blink _____	drink _____	ink _____	kink _____	link _____
rink _____	sink _____	stink _____	think _____	wink _____

Read the story. Circle all of the words that belong in the family.


ABC Box

1




The snake is in a kink.

2




The pig is nice and pink.

3



The hen is in the sink.

4



The skunk stinks!

Use the red crayon to color all of the words in the word search. Use a blue crayon to color all of the remaining x's to find the hidden words.

X	L	I	N	K	X	S	T	I	N	K	X
T	H	I	N	K	X	X	X	X	X	X	X
X	X	X	X	X	B	L	I	N	K	X	X
X	X	X	X	X	S	I	N	K	X	X	X
D	R	I	N	K	X	X	X	X	X	X	X
W	I	N	K	X	X	S	I	N	K	X	X
R	I	N	K	X	X	X	X	X	X	X	X
X	X	X	X	X	X	X	K	I	N	K	X

Cut the words apart. Put them in alphabetical order. Then glue them in the ABC Box.

ink	sink	drink	rink	stink
link	blink	kink	think	wink

Name _____ The _ock Family

block _____	clock _____	dock _____	knock _____	lock _____
rock _____	shock _____	smock _____	sock _____	tock _____

Read the story. Circle all of the words that belong in the family.


ABC Box

1




I have a clock.

2



The clock looks like a block.

3



The clock says "tick tock."

4



When it rings, it's a shock.

Complete the sentences.

- I will _____ on the door.
- He will play with the _____.
- Did you _____ the door.
- I have an orange _____.
- The boat is by the _____.
- The _____ is gray and hard.

Cut the words apart. Put them in alphabetical order. Then glue them in the ABC Box.

sock	dock	block	shock	rock
tock	clock	knock	lock	smock

Name _____ The ____uck Family

buck _____	Chuck _____	cluck _____	duck _____	luck _____
pluck _____	puck _____	stuck _____	struck _____	truck _____

Read the story. Circle all of the words that belong in the family.


ABC Box

1




This is Chuck.

2



Chuck has a truck.

3



The truck is stuck.

4



Chuck has bad luck.

Find and color each word in the word search.

C	H	U	C	K	B	A	X	D	U	C	K
B	U	C	K	C	L	U	C	K	H	H	P
R	V	S	L	U	C	K	S	T	U	C	K
S	T	R	U	C	K	M	P	U	C	K	F
P	L	U	C	K	T	M	L	Y	T	C	P
T	R	U	C	K	K	T	P	O	J	D	F

Cut the words apart. Put them in alphabetical order. Then glue them in the ABC Box.

Chuck	puck	truck	cluck	duck
pluck	buck	struck	luck	stuck


Name _____ The ____ank Family

bank _____	blank _____	drank _____	Frank _____	prank _____
rank _____	sank _____	spank _____	tank _____	yank _____

Read the story. Circle all of the words that belong in the family.

ABC Box

1



Who sank the boat? Hank and Frank sank the boat.

2



Who drank the milk? Hank and Frank drank the milk.

3



Who filled the tank? Hank and Frank filled the tank.

4



Who went to the bank? Hank and Frank went to the bank.

Write three other words that belong in this family.

Word Power!

Sam left his paper blank. What does the word "blank" mean in this sentence?

Cut the words apart. Put them in alphabetical order. Then glue them in the ABC Box.

yank	tank	prank	Frank	spank
drank	sank	blank	rank	bank


Name _____ The _unk Family

bunk _____	chunk _____	dunk _____	drunk _____	hunk _____
junk _____	skunk _____	stunk _____	sunk _____	trunk _____

Read the story. Circle all of the words that belong in the family.

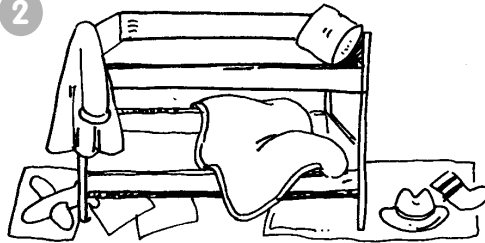
ABC Box

1




Look at all this junk!

2




I cannot see your bunk!

3



Put the toys in the trunk.

4



Now get in your bunk!

Write the word with the same meaning.

1. chest: _____

2. bed: _____

3. score a basket: _____

4. not floating: _____

5. a pile of stuff: _____

6. a big piece: _____

Cut the words apart. Put them in alphabetical order. Then glue them in the ABC Box.

sunk	chunk	bunk	dunk	junk
hunk	skunk	drunk	trunk	stunk

Name _____ The _ash Family

bash _____	cash _____	crash _____	dash _____	flash _____
hash _____	lash _____	rash _____	smash _____	trash _____

Read the story. Circle all of the words that belong in the family.

ABC Box

1



Ash has some cash.

2




Ash will dash to the store.

3



Ash will get some hash browns.

4



Ash will be back in a flash.

Unscramble each word. Write it correctly on the line.

1. shar: _____
2. shatr: _____
3. sabh: _____
4. achs: _____
5. achrs: _____
6. adsh: _____

Cut the words apart. Put them in alphabetical order. Then glue them in the ABC Box.

hash	flash	cash	bash	trash
rash	crash	dash	smash	lash

Name _____ The _ake Family

bake _____	cake _____	flake _____	Jake _____	make _____
rake _____	shake _____	snake _____	take _____	wake _____

Read the story. Circle all of the words that belong in the family.

ABC Box

1



Jake will bake the cake.

2



Jake will wake the snake.

3




Jake will rake the flakes.

4



Jake will make the shake.

Write a sentence telling about a food you might like to bake. Draw a picture to go with your sentence.



Cut the words apart. Put them in alphabetical order. Then glue them in the ABC Box.

wake	snake	Jake	make	cake
flake	rake	bake	shake	take

Name _____

The _ale Family

bale _____	gale _____	hale _____	male _____	pale _____
sale _____	scale _____	stale _____	tale _____	whale _____

Read the story. Circle all of the words that belong in the family.


ABC Box

1



The whale is on the scale.

2




The whale is a male.

3



The whale is pale.

4



The whale bought a ball on sale.

Write the missing letter.

s__le tal__ s__ale st__le
w__ale pa__e g__le mal__

Cut the words apart. Put them in alphabetical order. Then glue them in the ABC Box.

bale	male	scale	sale	pale
gale	whale	tale	hale	stale


Name _____ The _____ame Family

blame _____	came _____	fame _____	flame _____	frame _____
game _____	name _____	same _____	shame _____	tame _____

Read the story. Circle all of the words that belong in the family.


ABC Box

1




We have the same games.

2




We have the same names.

3



We have the same frames.

4



We are the same!

Draw a line matching the same words.

flame
shame
fame
tame
lame
came

came
tame
flame
shame
fame
lame

Cut the words apart. Put them in alphabetical order. Then glue them in the ABC Box.

flame	shame	frame	same	game
fame	name	came	tame	blame

Name _____ The _ate Family

crate _____	date _____	gate _____	grate _____	hate _____
Kate _____	late _____	plate _____	rate _____	skate _____

Read the story. Circle all of the words that belong in the family.


ABC Box

1




Kate has ice skates.

2




Kate will skate to the gate.

3



Kate will pick up the crate.

4



Kate will put a plate on the crate.

Complete the sentences.

- Kate will _____ to the _____.
- The _____ is on the crate.
- The _____ is heavy.
- _____ is a girl.
- A _____ is a fruit.
- Kate is never _____.

Cut the words apart. Put them in alphabetical order. Then glue them in the ABC Box.

crate	date	plate	late	skate
hate	Kate	grate	gate	rate

Name _____


The _ice Family

dice _____	ice _____	lice _____	mice _____	nice _____
price _____	rice _____	slice _____	spice _____	twice _____

Read the story. Circle all of the words that belong in the family.

ABC Box

1




The mice had a bite of cheese.

2



The mice had a bite of rice.

3



The mice had a bite of ice.

4



The mice had a bite of spice.

Write the answer to each riddle.

- I melt when its hot. _____
- We love to eat cheese. _____
- I have dots on all sides. _____
- I tell how much something costs. _____
- I did it two times. _____

Cut the words apart. Put them in alphabetical order. Then glue them in the ABC Box.

slice	ice	price	lice	rice
nice	mice	twice	dice	spice

Name _____


The _ide Family

bride _____	glide _____	hide _____	pride _____	ride _____
side _____	slide _____	stride _____	tide _____	wide _____

Read the story. Circle all of the words that belong in the family.


ABC Box

1




Let's go outside.

2



We can go on the slide.

3



The slide is wide.

4



It is fun to glide down the slide.

Unscramble each word. Write it correctly on the line.

- idebr: _____
- sdie: _____
- iwde: _____
- hdei: _____
- gilde: _____
- pidre: _____

Cut the words apart. Put them in alphabetical order. Then glue them in the ABC Box.

slide	ride	pride	wide	glide
stride	bride	side	tide	hide

Name _____


The _ine Family

dine _____	fine _____	line _____	mine _____	nine _____
pine _____	shine _____	tine _____	twine _____	vine _____

Read the story. Circle all of the words that belong in the family.


ABC Box

1




I see a ball of twine.

2




I see a vine.

3



I see a fork with tines.

4



I see a sun that shines.

Complete each sentences.

- I will use _____ to tie the box.
- The _____ grows on a trellis.
- Cats have _____ lives.
- We will _____ at the restaurant.
- You will _____ your shoes.
- The toys are all _____ !

Cut the words apart. Put them in alphabetical order. Then glue them in the ABC Box.


dine	pine	shine	mine	nine
tine	twine	fine	line	vine

Name _____ The _oke Family


broke _____	Coke _____	choke _____	joke _____	poke _____
smoke _____	spoke _____	stroke _____	woke _____	yoke _____

Read the story. Circle all of the words that belong in the family.


ABC Box



Pam woke up one day.



And broke her clock.



Then Pam spoke.



"This is not a funny joke!"

Find and color the words in the word search.

B	R	O	K	E	E	R	W	O	K	E	M
S	M	O	K	E	B	C	O	K	E	S	N
J	O	K	E	D	Y	D	X	S	H	L	B
Z	R	D	W	V	P	S	T	R	O	K	E
C	H	O	K	E	E	E	V	M	E	N	T
K	H	O	R	T	S	M	D	J	V	A	N
R	L	C	Y	X	O	P	O	K	E	I	M
S	P	O	K	E	J	W	Y	O	K	E	I

Cut the words apart. Put them in alphabetical order. Then glue them in the ABC Box.

Coke	choke	joke	poke	woke
yoke	broke	stroke	smoke	spoke

Name _____ The _ore Family

chore _____	more _____	pore _____	score _____	shore _____
snore _____	sore _____	store _____	tore _____	wore _____

Read the story. Circle all of the words that belong in the family.

ABC Box

1



I did my chores.

2



I went to the store.

3



I went to the shore.

4



Now I am sore!

Write the word with the same meaning.

1. beach: _____

2. job: _____

3. to ache: _____

Draw a picture of the chore you do at your house.

Cut the words apart. Put them in alphabetical order. Then glue them in the ABC Box.

score	store	more	snore	chore
shore	sore	pore	tore	wore

Name _____


The _ail Family

fail _____	Gail _____	mail _____	nail _____	pail _____
sail _____	snail _____	tail _____	trail _____	wail _____

Read the story. Circle all of the words that belong in the family.

ABC Box

1



Gail has a pet snail. When the snail goes with Gail, It leaves a trail.

2




Gail goes to get the mail. The snail leaves a trail.

3




Gail goes to get a pail. The snail leaves a trail.

4



Gail goes to get the nail. The snail leaves a trail.

Would you like to have a pet snail? Why or why not?



Cut the words apart. Put them in alphabetical order. Then glue them in the ABC Box.

nail	Gail	mail	snail	sail
wail	tail	fail	pail	trail


Name _____ The _____ain Family

brain _____	chain _____	drain _____	grain _____	main _____
pain _____	plain _____	rain _____	Spain _____	train _____

Read the story. Circle all of the words that belong in the family.

ABC Box

1




I have a train.

2




The train is from Spain.

3



The train is plain.

4



It carries chain and grain.

Complete each sentence.

Your _____ is in your head.

A _____ rides on a track.

Oats are a kind of _____.

Water goes down the _____ in your sink.

Cut the words apart. Put them in alphabetical order. Then glue them in the ABC Box.

drain	brain	rain	chain	train
pain	Spain	plain	grain	main


Name _____ The _eat Family

beat _____	cheat _____	cleat _____	eat _____	heat _____
meat _____	neat _____	seat _____	treat _____	wheat _____

Read the story. Circle all of the words that belong in the family.


ABC Box

1



Have a seat.

2



We will have a treat.

3



The treat is not made of wheat.

4



We will eat the treat.

Write the word with the same meaning.

1. to win: _____
2. to be tidy: _____
3. a snack: _____
4. to warm up: _____
5. a grain: _____
6. where you sit: _____

Cut the words apart. Put them in alphabetical order. Then glue them in the ABC Box.

seat	heat	cleat	beat	treat
cheat	neat	meat	eat	wheat

Name _____


The _aw Family

claw _____	draw _____	flaw _____	jaw _____	law _____
paw _____	raw _____	saw _____	slaw _____	straw _____

Read the story. Circle all of the words that belong in the family.


ABC Box

1




I have a big paw. What am I?

2




I have a big jaw. What am I?

3



I have a big claw. What am I?

4



I have a big straw. What am I?

Draw a picture of your favorite animal.

Cut the words apart. Put them in alphabetical order. Then glue them in the ABC Box.

paw	claw	saw	flaw	jaw
raw	draw	law	straw	slaw

Name _____

The _ar Family

bar ---	car ---	far ---	jar ---	mar ---
par ---	scar ---	spar ---	star ---	tar ---

Read the story. Circle all of the words that belong in the family.

ABC Box

1



I have a big green jar.

2



I have a gold star.
I keep it in my big green jar.

3



I have a chocolate bar.
I keep it in my big green jar.

4



I have a red toy car.
I keep it in my big green jar.

How many words can you make using the letters in "CHOCOLATE BAR"?

- | | |
|----------|-----------|
| 1. _____ | 6. _____ |
| 2. _____ | 7. _____ |
| 3. _____ | 8. _____ |
| 4. _____ | 9. _____ |
| 5. _____ | 10. _____ |

Cut the words apart. Put them in alphabetical order. Then glue them in the ABC Box.

star	bar	scar	spar	tar
par	jar	mar	car	far

Name _____ The _____ing Family

bring _____	king _____	ring _____	sing _____	spring _____
sting _____	string _____	swing _____	thing _____	wing _____

Read the story. Circle all of the words that belong in the family.


ABC Box

1



It is spring.

2




The bee will sting.

3



The king will sing.

4



And I will swing.

Complete each sentence.

1. I _____ my lunch to school in a lunch box.

2. Do you _____ in a choir?

3. My mother wears a gold _____.

4. The queen and the _____ live in the castle.

Cut the words apart. Put them in alphabetical order. Then glue them in the ABC Box.

spring	wing	ring	thing	king
sting	sing	bring	string	swing

Name _____


The _ay Family

day ---	gray -----	hay ---	jay ---	lay ---
may ---	play -----	say ---	stay -----	way ---

Read the story. Circle all of the words that belong in the family.


ABC Box

1



The horse will eat the hay.

2




The pig will play.

3



The jay will sing all day.

4



The hen will lay the eggs.

Complete each sentence.

1. The blue _____ likes to sing.
2. The _____ horse is in the barn.
3. Do you know the _____ to my house?
4. Would you like to _____ marbles?

Cut the words apart. Put them in alphabetical order. Then glue them in the ABC Box.

way	may	jay	play	say
hay	lay	stay	gray	day

Name _____ The _est Family

best _____	chest _____	crest _____	guest _____	nest _____
pest _____	rest _____	test _____	vest _____	west _____

Read the story. Circle all of the words that belong in the family.


ABC Box

1




I made a nest.

2




I did my best.

3



It has a guest.

4



The guest is in the nest.

Complete each sentence.

1. My little brother can be a real _____ .
2. Do you need to take a little _____ ?
3. Where did you find the treasure _____ ?

Cut the words apart. Put them in alphabetical order. Then glue them in the ABC Box.

nest	test	rest	west	rest
best	pest	guest	vest	chest

Name _____

The y Family

by --	cry ---	dry ---	fly ---	fry ---
my --	shy ---	sty ---	try ---	why ---

Read the story. Circle all of the words that belong in the family.


ABC Box

1




Ty will fry the eggs.

2




Ty will dry the dishes.

3



Ty will clean the pig sty.

4



Ty will fly the plane.

Write three other words that belong in this family.

1. _____

2. _____

3. _____

Cut the words apart. Put them in alphabetical order. Then glue them in the ABC Box.

by	fly	try	shy	my
cry	sty	why	dry	try

Name _____ The _ight Family

bright _____	fight _____	fright _____	knight _____	light _____
might _____	night _____	right _____	sight _____	tight _____

Read the story. Circle all of the words that belong in the family.

ABC Box

1



Last night, I saw a knight.

2



The knight was under a light.

3



The knight was shiny bright.

4



The knight was quite a sight!

Use a red crayon to color the words. Use a blue crayon to color all the x's, y's, and z's to discover the hidden words.

N	I	G	H	T	B	R	I	G	H	T	X
X	Y	Z	X	M	I	G	H	T	X	X	Z
L	I	G	H	T	Z	T	I	G	H	T	X
R	I	G	H	T	Y	X	S	I	G	H	T
Y	Z	F	R	I	G	H	T	Z	Y	X	Z
K	N	I	G	H	T	X	N	Y	Z	X	Y
X	Y	Z	X	Y	Z	X	Y	Z	Y	X	Y
F	I	G	H	T	Z	Y	X	Y	Z	X	Y

Cut the words apart. Put them in alphabetical order. Then glue them in the ABC Box.

knight	tight	light	fright	night
fight	right	bright	might	sight

Word Work

Directions for Play

- ◆ Each pair of students will need one playing board and 20 counters (two colors, ten of each color).
- ◆ Cut apart the letter cards; shuffle and lay them in a stack facedown. Turn over the top card and the game is ready to begin.
- ◆ Taking turns, each student turns over one card. If the card can be used with one of the cards already turned over, the student may take the two cards and cover the matching picture with a counter. This student may take another turn. If the cards cannot be used to make a word, they are left faceup on the table and the other student may take his turn.
- ◆ If a student does not use a card that could have made a word, the other student may take the two cards and then take a turn.
- ◆ A student wins when markers form a row. The row may be on the horizontal or vertical. Older students may enjoy forming rows on the diagonal.

Extension Ideas


- ◆ After playing the game in class, students may take the game boards home and play the game with their families.
- ◆ The game boards can be colored, laminated, and placed at a center.

Word Work Answer Key

- ◆ **ab, ad, ag, am:** crab, yam, nag, ham, clam, lab, bag, sad, jam, tag, cab, flag
- ◆ **an, ap, at:** van, rat, cat, fan, clap, pan, hat, can, snap, tap, bat, Dan
- ◆ **ed, ell, en, et:** jet, pen, hen, well, men, pet, shell, ted, Ned, bed, smell, wet
- ◆ **id, ig, ill:** kid, pig, twig, bid, hill, sill, mill, rig, hid, skid, wig, slid
- ◆ **og, op, ot:** frog, pot, dog, dot, shop, fog, cot, pop, knot, hop, hog, log
- ◆ **ug, um, ump:** gum, grump, plum, drum, mug, slug, glum, bug, lump, rug, jump, yum
- ◆ **ock, uck, ank, unk, ash:** clock, cash, bank, tank, trunk, bunk, shock, sank, block, stuck, trunk, dash
- ◆ **ake, ale, ame, ate:** snake, gate, game, sale, whale, flake, skate, plate, Kate, crate, Jake, brake
- ◆ **ice, ide, ine, oke, ore:** broke, mice, rice, wide, vine, twine, slide, ice, shine, tine, spice, shore
- ◆ **ail, ain, eat, aw, ar:** pail, train, star, claw, car, jar, Spain, paw, eat, treat, snail, nail
- ◆ **ing, ay, est, y, ight:** wing, swing, light, jay, fry, night, spring, king, fly, dry, knight, nest
- ◆ **ack, ick, ink, in, ip, it:** brick, flip, chin, chick, hip, grin, tack, kink, knit, snack, stick, pack

Word Work


Word Families: ab, ad, ag, am



cl	cr	c	<u>n</u>
l	y	<u>b</u>	s
j	t	h	fl
__am	__am	__am	__am
__ab	__ab	__ab	__ad
__ag	__ag	__ag	__ag

Word Work


Word Families: an, ap, at



D	<u>b</u>	t	sn
cl	<u>p</u>	h	c
v	r	c	f
__at	__at	__at	__at
__ap	__ap	__ap	__an
__an	__an	__an	__an

Word Work

Word Families: ed, ell, en, et



N	b	sm	w
m	p	sh	t
j	p	h	w
__en	__en	__en	__ell
__ell	__ell	__et	__et
__et	__ed	__ed	__ed

Word Work


Word Families: id, ig, ill



h	sk	w	sl
r	<u>m</u>	f	h
<u>b</u>	tw	p	k
__ig	__ig	__ig	__ig
__ig	__ill	__ill	__id
__id	__id	__id	__id

Word Work


Word Families: og, op, ot



f	kn	h	l
sh	h	c	<u>d</u>
fr	<u>p</u>	<u>d</u>	<u>p</u>
__op	__op	__op	__ot
__ot	__ot	__ot	__og
__og	__og	__og	__og

Word Work


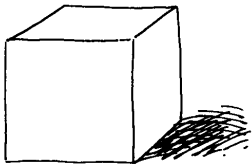

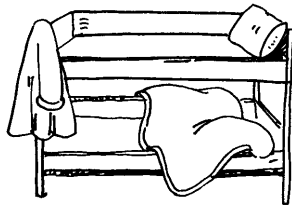



Word Families: ug, um, ump



l	r	j	y
b	gl	sl	<u>m</u>
g	gr	pl	dr
__ump	__ump	__ump	__ug
__ug	__ug	__ug	__um
__um	__um	__um	__um

Word Work

Word Families: ock, uck, ank, unk, ash



d

tr

st

bl

s

sh

b

tr

cl

c

b

t

__uck

__uck

__unk

__unk

__ank

__ank

__ank

__ash

__ash


__ock

__ock

__ock

Word Work


Word Families: ake, ale, ame, ate



<u>b</u>	J	cr	K
pl	sk	fl	wh
s	g	g	sn
__ame	__ale	__ale	__ake
__ake	__ake	__ake	__ate
__ate	__ate	__ate	__ate

Word Work




Word Families: ice, ide, ine, oke, ore



sh	sp	t	sh
tw	r	<u>w</u>	br
(blank)	v	<u>m</u>	sl
__ide	__ide	__ore	__oke
__ice	__ice	__ice	__ice
__ine	__ine	__ine	__ine

Word Work

Word Families: ail, ain, eat, aw, ar



c

tr

cl

p

p

j

Sp

sn

(blank)

tr

st

n

__ar

__ar

__ar

__eat

__eat

__ail

__ail

__ail

__aw



__aw

__ain

__ain

Word Work

Word Families: ing, ay, est, y, ight



n

kn

dr

fl

fr

n

sp

k

j

l

sw

w

__ay

__ing

__ing

__ing

__ing

__est

__y

__y

__y









__ight

__ight

__ight

Word Work

Word Families: ack, ick, ink, in, ip, it



br

fl

ch

ch

h

gr

t

sn

k

kn

st

p

__ick

__ick

__ick

__it

__ip

__ip

__in

__in

__ink

__ack

__ack

__ack

Concentration Word Cards and Pictures are terrific for teaching word families. Whether they're playing Concentration or Nine Cards, your students are sure to have fun.

Concentration

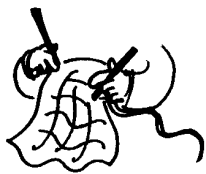



Directions for Play

- ◆ Photocopy the picture cards and words onto construction paper or card stock. Cut the words and pictures apart and lay them facedown in a 3 x 4 card arrangement.
- ◆ Taking turns, each student turns over two cards. If the cards match, the student keeps both cards and gets to take another turn.
- ◆ If the cards do not match, the student turns over the cards again and another student takes a turn.
- ◆ Play continues until all of the cards have been paired. The student with the most pairs of cards wins the game.

Nine Cards

Directions for Play

- ◆ Photocopy 2 or 3 different sets of Concentration words and pictures onto construction paper or card stock. Cut the words and pictures apart. Shuffle the cards and place in a stack facedown.
- ◆ Lay nine cards out on a 3 x 3 arrangement (see below).
- ◆ The first player finds all words and pictures that match and removes them from the arrangement. (In the example, the player would take the smiling person picture and the word "grin"; the push pin picture and the word "tack".)
- ◆ Using the remaining cards, the first player fills in the four empty spaces. The second player takes her turn and removes all words and pictures that match.
- ◆ Continue in this manner until all of the cards have been used. The player with the most pairs wins the game.

	grin	tack
brick		
	snack	chick

Concentration

Word Families: ab, ad, ag, am

crab

yam

nag

ham

clam

lab

bag







sad

jam

tag

cab

flag



Concentration

Word Families: an, ap, at

van

rat

cat

fan

clap

pan

hat


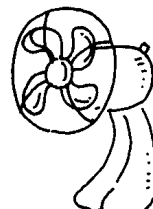

can

snap

tap

bat

Dan



Concentration

Word Families: ed, ell, en, et

jet

pen

hen

well

men

pet

shell







ted

Ned

bed

smell

wet



Concentration

Word Families: id, ig, ill

kid

pig

twig

bid

hill

fig

mill








rig

hid

skid

wig

slid



Concentration

Word Families: og, op, ot

frog

pot

dog

dot

shop

fog

cot



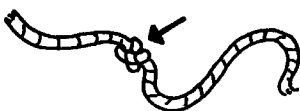
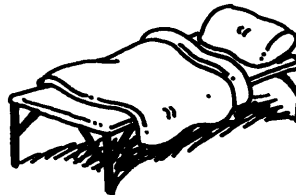

pop

knot

hop

hog

log



Concentration

Word Families: ug, um, ump

gum

grump

plum

drum

mug

slug

glum


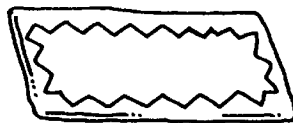




bug

lump

rug

jump

yum



Concentration

Word Families: ing, ay, est, y, ight

clock

cash

bank

tank

truck

bunk

shock


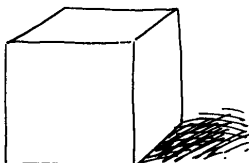

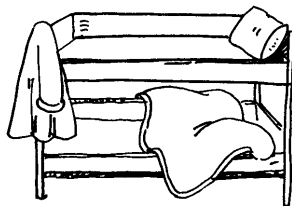


sank

block

stuck

trunk

dash



Concentration

Word Families: ake, ale, ame, ate

snake

gate

game

sale

whale

flake

skate



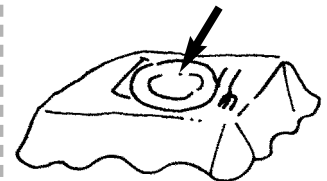





plate

Kate

crate

Jake

bake



Concentration

Word Families: ice, ide, ine, oke, ore

broke

mice

rice

wide

vine

twine

slide








ice

shine

tine

spice

shore



Concentration

Word Families: ail, ain, eat, aw, ar

pail

train

star

claw

car

jar

Spain





paw

eat

treat

snail

nail



Concentration

Word Families: ing, ay, est, y, ight

wing

swing

light

jay

fry

night

spring




king

fly

dry

knight

nest



Concentration

Word Families: ack, ick, ink, in, ip, it

brick

flip

chin

chick

hip

grin

tack









kink

knit

snack

stick

pack



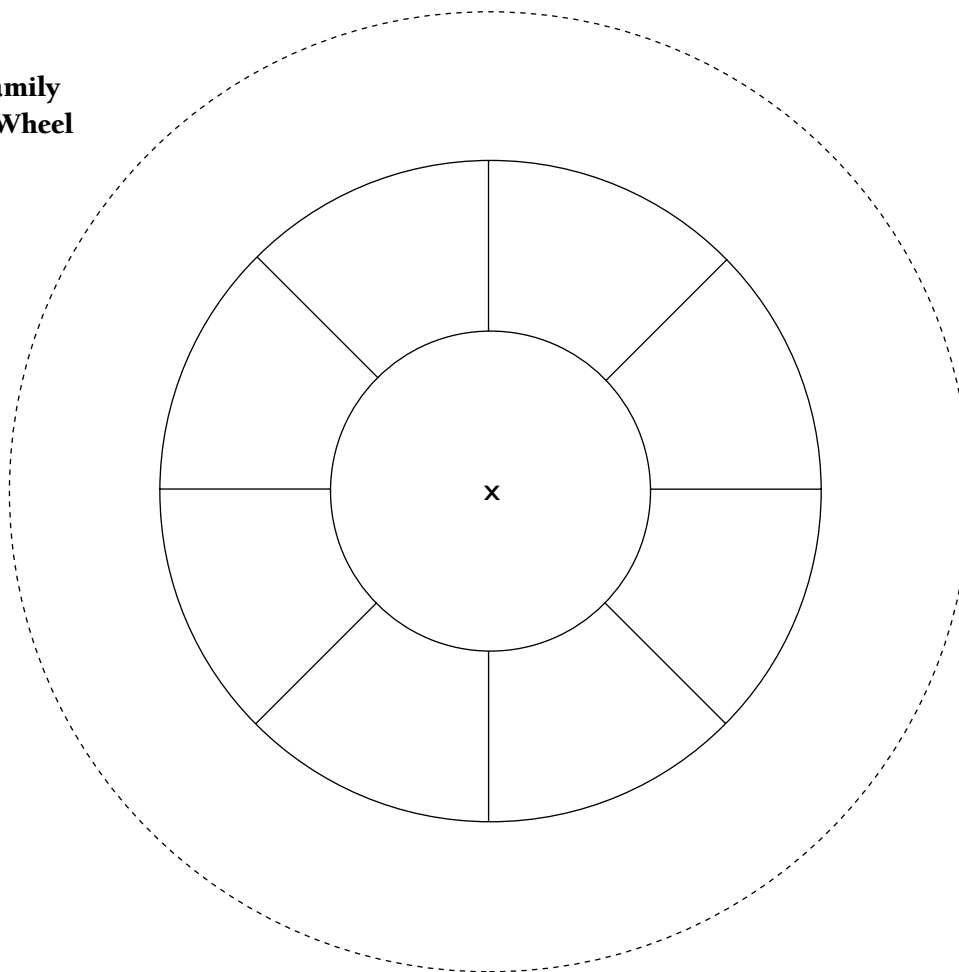
Word Wheels

Enlarge and photocopy the word wheels and cut apart. Then cut along dots of the window on each wing and fold back. To assemble the word wheels, place the picture on top of the word wheel. Put a paper fastener through the middle of each piece. Invite students to practice all the word families in this book using the variations below.


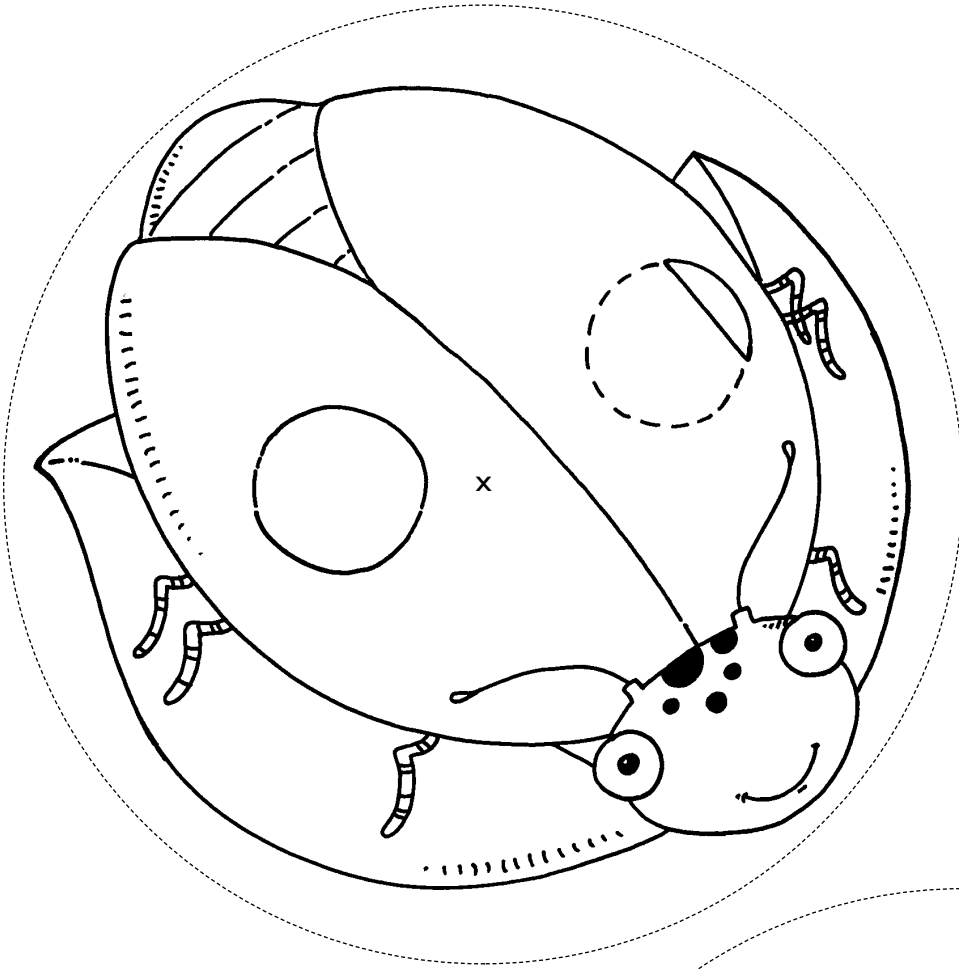
Variations

- ◆ Write the beginning sound on the picture page of the word wheel and have the students write the word family ending.
- ◆ Write the word family ending and have the students write the beginning sound.
- ◆ Write both the beginning sound and the word family ending and have the students read the words.

**Word Family
Ending Wheel**

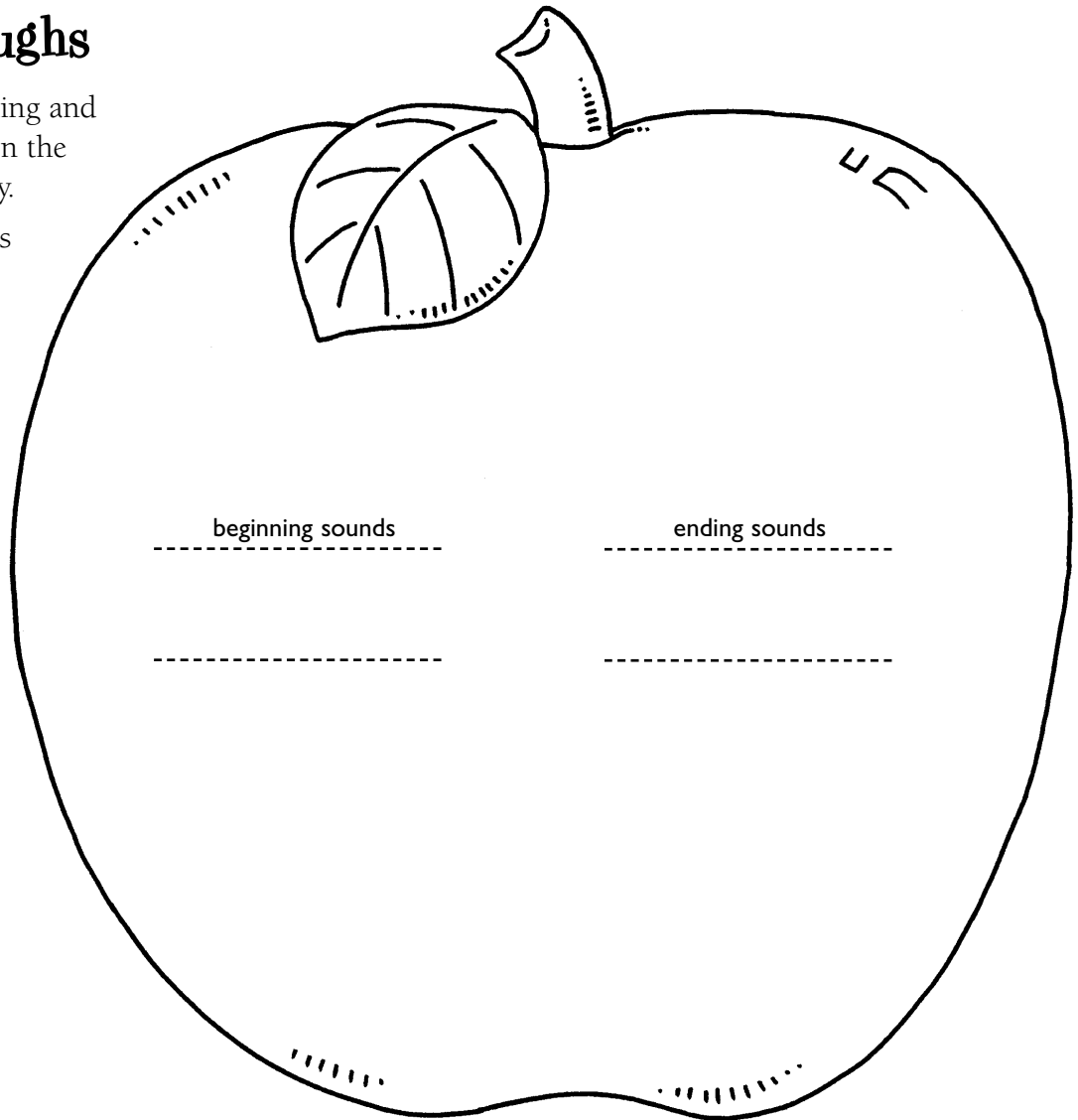


**Beginning
Sound Wheel**



Slide-Throughs

1. Write the beginning and ending sounds on the strips; photocopy.
2. Cut out the strips and cut two slits on the apple.
3. Insert the strips and read the words.

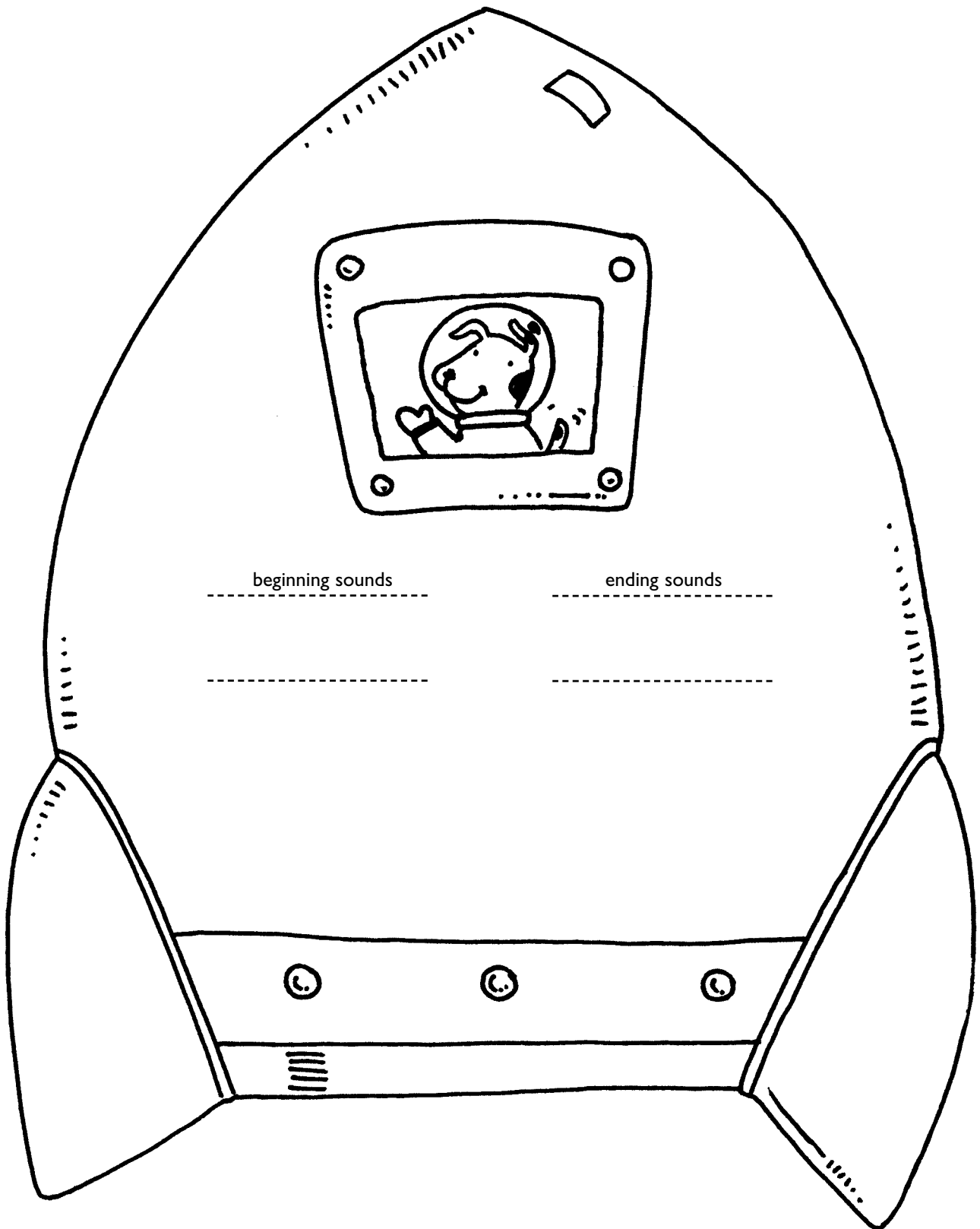


--	--	--	--	--	--	--	--	--	--	--	--

beginning sounds

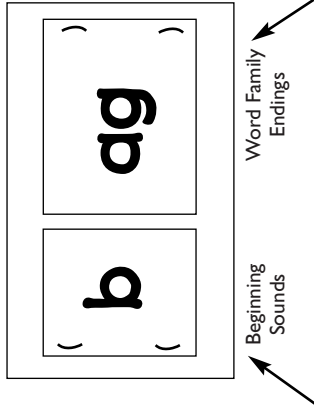
--	--	--	--	--	--	--	--	--	--	--	--

ending sounds



Word Family Flip Book

Write the beginning sounds on the left side of each strip and the word family endings on the right side of each strip. (The same word family ending can be used on each strip or several different word families can be used for each flip book.) Photocopy the page and cut out the strips. Staple the beginning sounds onto the right side of a 4" x 6" index card, and the word family endings onto the left side of the index card. The flip book is ready to be read!





Toss-a-Word

Photocopy (and enlarge, if desired) the game board below. Write a beginning sound or word family ending in each box.

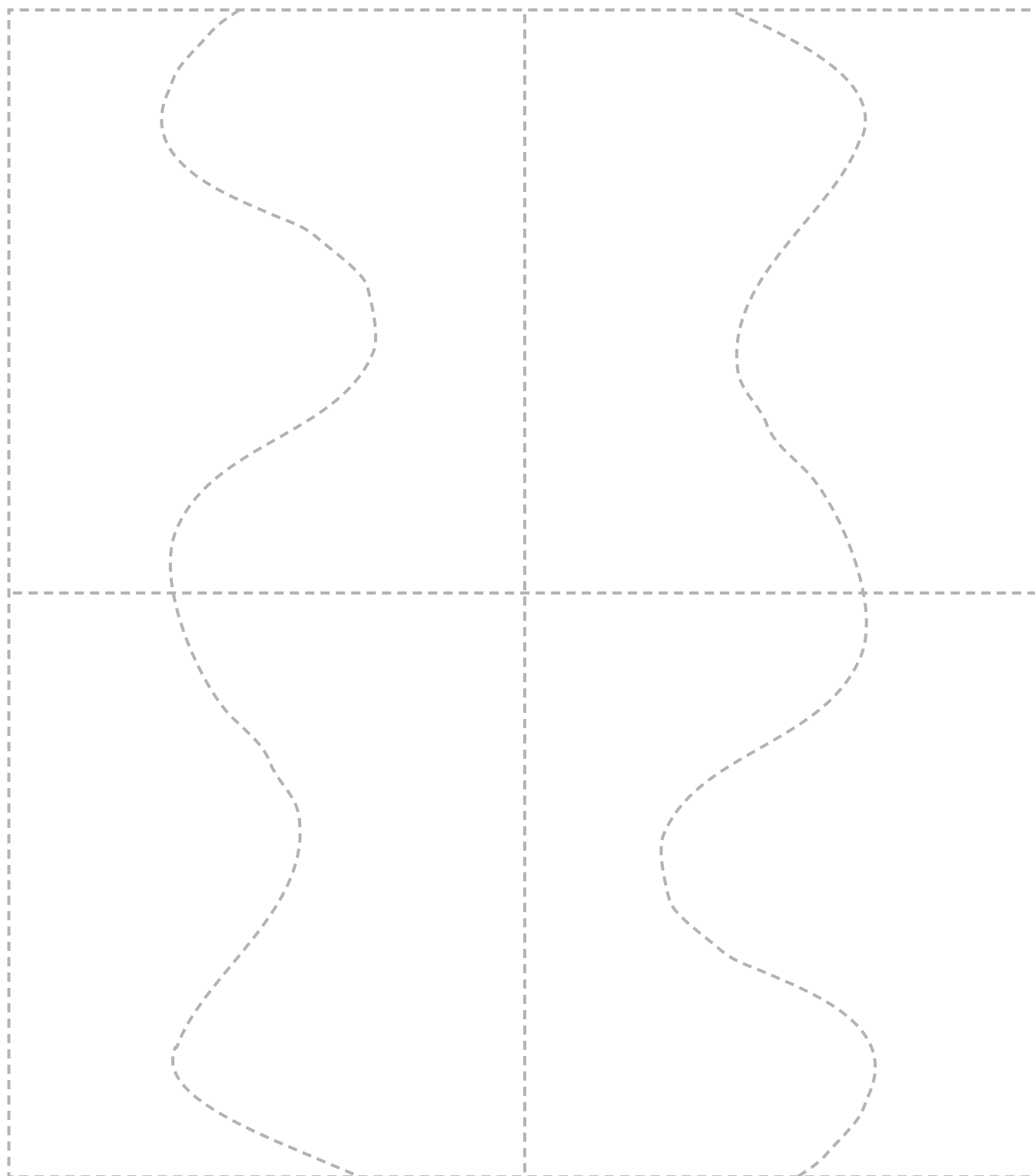
To Play the Game

- ◆ A student tosses two beans (or cubes, bean bags, pennies, etc.). If the letters in each square that the beans land on make a word, the student earns a point. The next student takes a turn, tossing the two beans onto the board and checking to see if a word is made.
- ◆ The winner is the one who makes the most words in ten throws or the first person to make ten words.



Puzzle Pieces

Photocopy the selected shapes onto construction paper. Cut out the shapes. On the left side of the shape, write the beginning sound; and on the right side of the shape, write the word family ending. Cut each shape apart. Have the students match the beginning sound shapes to the word family ending to make a word.

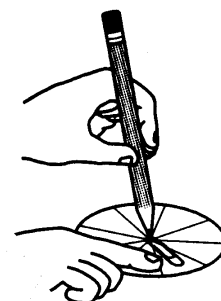




Name _____

Spin the Wheels!

1. As indicated, on one wheel, write the beginning sounds, and on the other wheel, write the ending sounds.
2. Use a paper clip as a spinner (see illustration) and spin both of the spinners. Write the letters on the appropriate line.
3. Circle the letters if they make a real word. Then spin again!



Beginning Sound + Word Family Ending = Word

1. _____ + _____ = _____

2. _____ + _____ = _____

3. _____ + _____ = _____

4. _____ + _____ = _____

5. _____ + _____ = _____

6. _____ + _____ = _____

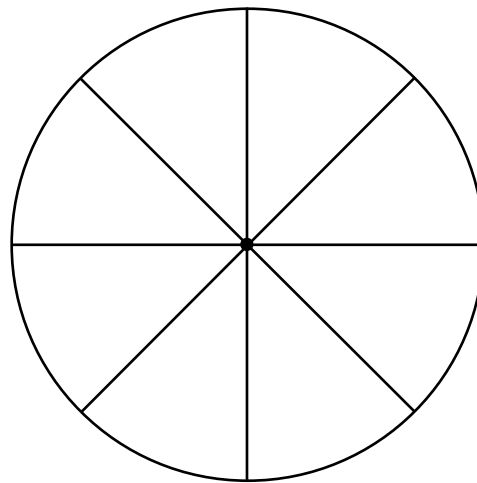
7. _____ + _____ = _____

8. _____ + _____ = _____

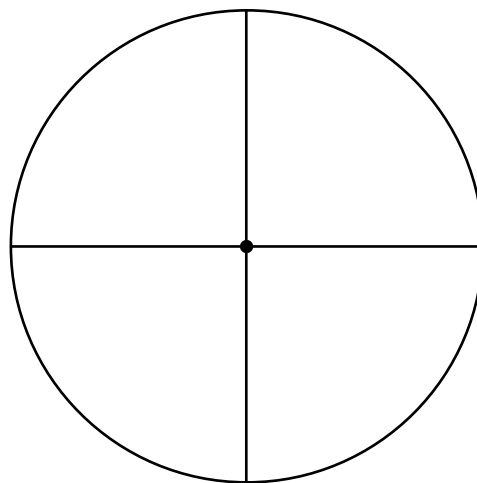
9. _____ + _____ = _____

10. _____ + _____ = _____

Beginning Sounds



Word Family Endings





Bingo Cards

Cut out the Bingo cards. Practice identifying word family endings and words with this fun variation of the favorite childhood game, Bingo.

Word Family Bingo		
	<div>★ Free Space ★</div>	

Word Family Bingo		
	<div>★ Free Space ★</div>	

Word Family Bingo		
	<div>★ Free Space ★</div>	

Word Family Bingo		
	<div>★ Free Space ★</div>	



Blank Flashcards

Cut out the Blank Flashcards. Use them to match beginning sounds with word family endings. You can make lots of words with just one ending!





Name _____

Sort the Words

Your teacher will give you words from two Word Family Activity Sheets.

1. Cut the words apart and mix them up.
2. Sort the words by family. Put all the words in one family in one shape. Put the words of the other family in the other shape.



Write sentences. Use one word from each group in each sentence.

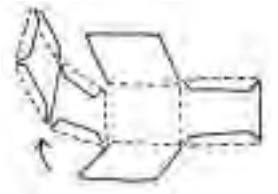
1. _____
2. _____
3. _____
4. _____

Word Family Dice

Make two copies of this page. Write beginning sounds on one die. On the other die, write the word family (or families) on each side of the die.

Assembly Instructions:

1. Cut along all outside lines (including in and around large tabs).
2. Fold along all lines.
3. Glue tab A to inside edge of side D.
4. Fold in side flaps.



Directions for Play

Students roll the Word Family Dice and try to form words. Students get one point for each word made. The first one to make six points wins.

D ↑

Answer Key

Word Family Activity Mats

The __ab family, p. 7

Decode: cab, tab, gab, crab, drab, scab

Alphabetical order: cab, drab, dab, gab, grab, jab, lab, nab, scab, tab

The __ad family, p. 8

Questions: Answers will vary.

Alphabetical order: bad, Chad, dad, glad, had, lad, mad, pad, sad, tad

The __ag Family, p. 9

Word Meanings: 1. bag; 2. rag; 3. nag; 4. flag; 5. tag; 6. sag

Alphabetical order: bag, drag, flag, gag, nag, rag, sag, snag, tag, wag

The __am Family, p. 10

Word Search:

Alphabetical order: clam, gram, ham, jam, Pam, ram, Sam, slam, swam, yam

The __an Family, p. 11

Scrambled words: 1. ran; 2. than;

3. plan; 4. fan; 5. tan; 6. pan

Alphabetical order: can, Dan, fan, man, pan, plan, ran, tan, than, van

The __ap Family, p. 12

Decode: clap, trap, slap, cap

Alphabetical order: cap, clap, flap, lap, map, nap, slap, snap, tap, trap

The __at Famil, p. 13

Missing letter: hat, mat, that, chat, fat, cat, rat, sat, bat, pat

Alphabetical order: bat, cat, chat, fat, hat, mat, pat, rat, sat, that

The __ed Family, p. 14

Alphabetical order: bed, fed, Fred, led, Ned, red, shed, sled, ted, wed

The __ell Family, p. 15

Decode: Nell does not like snails.

Alphabetical order: bell, fell, Nell, sell, shell, smell, spell, tell, well, yell

The __en Family, p. 16

Sentences will vary.

Word Power: pen

Alphabetical order: Ben, den, hen, Jen, men, pen, ten, then, when, yen

The __et Family, p. 17

Word Search:

Alphabetical order: bet, get, jet, let, met, net, pet, set, wet, yet

The __id Family, p. 18

Word Search:

Alphabetical order: bid, did, grid, hid, kid, lid, mid, rid, skid, slid

The __ig Family, p. 19

Sentences: 1. fig; 2. twig; 3. dig; 4. jig;

5. wig; 6. big


Alphabetical order: big, dig, fig, gig, jig, pig, rig, spring, twig, wig

The __ill Family, p. 20

Crossword Puzzle:

Across: 3. spill; 5. ill; 6. fill

Down: 1. dill; 2. Bill; 3. still; 4. hill



The __in Family, p. 21

Decode: grin, shin, chin, in

Alphabetical order: bin, chin, grin, in, shin, skin, spin, think, twin, win

The __ip Family, p. 22

Meanings: 1. nip; 2. sip; 3. ship; 4. skip;

5. trip; 6. zip

Alphabetical order: dip, flip, hip, lip, nip, ship, sip, skip, trip, zip

The __it Family, p. 23

Misspelled words: 1. knit; 2. bit; 3. it; 4. quit; 5. fit

Alphabetical order: bit, fit, it, kit, knit, lit, pit, sit, spit, quit


The __og Family, p. 24

Crossword Puzzle:

Across: log, frog, clog, bog, jog

Down: hog, fog, smog, cog, dog

Alphabetical order: bog, cog, clog, dog, fog, frog, hog, jog, log, smog



The __op Family, p. 25

Sentences and pictures will vary.

Alphabetical order: cop, drop, hop, mop, plop, pop, shop, slop, stop, top

The __ot Family, p. 26


Word Meaning: 1. not; 2. cot; 3. hot; 4. pot; 5. spot

Alphabetical order: cot, dot, got, hot, knot, lot, not, pot, shot, spot

The __ug Family, p. 27

Word search:

Alphabetical order: bug, chug, dug, hug, lug, mug, rug, slug, snug, tug



The __um Family, p. 28

Same Meaning: 1. sum; 2. glum;

3. chum; 4. plum

Alphabetical order: chum, drum, glum, gum, hum, plum, sum, strum, swum, yum

The __ump Family, p. 29

Scrambled Words: 1. clump; 2. dump; 3. stump; 4. thump

Alphabetical order: bump, clump, dump, grump, jump, lump, mump, pump, stump, thump

The __ack Family, p. 30

Compound words: (thumb)tack; (back)pack; (flap)jack

Alphabetical order: back, black, jack, Mack, pack, rack, sack, snack, tack, track

The __ick Family, p. 31

Sample words: Nick, quick, Rick, tick, wick, flick, thick

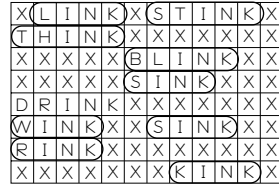
Sentences will vary.

Alphabetical order: brick, chick, click, kick, lick, pick, sick, slick, stick, trick

The __ink Family, p. 32

Word search:

Alphabetical order: blink, drink, ink, kink, link, rink, sink, stink, think, winl



The __ock Family, p. 33

Sentences: 1. knock; 2. block; 3. lock;


4. sock; 5. dock; 6. rock

Alphabetical order: block, clock, dock, knock, lock, rock, sock, smock, sock, tock

The __uck Family, p. 34

Word search:

Alphabetical order: buck, Chuck, cluck, duck, luck, pluck, puck, struck, stuck, truck



The __ank Family, p. 35

Sample words: dank, lank, clank, crank, flank, plank, shank, stank, thank

Sentences will vary

The __unk Family, p. 36

Word meaning: 1. trunk; 2. bunk; 3. dunk; 4. sunk; 5. junk; 6. hunk

Alphabetical order: bunk, chunk, dunk, drunk, hunk, junk, slunk, stunk, sunk, trunk

The __ash Family, p. 37

1. rash; 2. trash; 3. bash; 4. cash; 5. crash; 6. dash

Alphabetical order: bash, cash, crash, dash, flash, hash, lash, rash, smash, trash

The __ake Family, p. 38

Sentences and pictures will vary.

Alphabetical order: bake, cake, flake, Jake, make, rake, shake, snake, take, wake

The __ale Family, p. 39

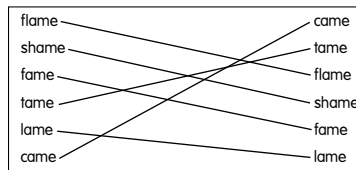
Missing letters: sale, tale, scale, stale, whale, pale, gale, male

Alphabetical order: bale, gale, hale, male, pale, sale, scale, stale, tale, whale

The __ame Family, p. 40

Matching:

Alphabetical order: blame, came, fame, flame, frame, game, name, same, shame, tame



The __ate Family, p. 41

Sentences: 1. skate, gate; 2. plate; 3. crate; 4. Kate; 5. date; 6. Late

Alphabetical order: crate, date, gate, grate, hate, Kate, late, plate, rate, skate

The __ice Family, p. 42

Riddle answers: 1. ice; 2. mice; 3. dice; 4. price; 5. twice

Alphabetical order: dice, ice, lice, mice, nice, price, rice, slice, spice, twice

The __ide Family, p. 43

Scrambled words: 1. bride; 2. side; 3. wide; 4. hide; 5. glide; 6. pride

Alphabetical order: bride, glide, hide, pride, ride, side, slide, stride, tide, wide

The __ine Family, p. 44


Sentences: 1. twine; 2. vine; 3. nine; 4. dine; 5. shine; 6. mine

Alphabetical order: dine, fine, line, mine, nine, pine, shine, tine, twine, vine

The __oke Family, p. 45

Word Search:

Alphabetical order: broke, Coke, c hoke, joke, poke, smoke, spoke, stroke, woke, yoke



The __ore Family, p. 46

Word Meaning: 1. shore; 2. chore;

3. sore

Alphabetical order: chore, more pore, score, shore, snore, sore, store, tore, wore

The __ail Family, p. 47

Sentences will vary.

Alphabetical order: fail, Gail, mail, nail, pail, sail, snail, tail, trail, wail

The __ain Family, p. 48

Sentences: 1. brain; 2. train; 3. grain; 4. Drain

Alphabetical order: brain, chain, drain, grain, main, pain, plain, rain, Spain, train

The __eat Family, p. 49

Word Meaning: 1. beat ; 2. neat ; 3. treat ; 4. heat ; 5. wheat ; 6. seat

Alphabetical order: beat, cheat, cleat, eat, heat, meat, neat, seat, treat, wheat

The __aw Family, p. 50

Pictures will vary.

Alphabetical order: claw, draw, flaw, jaw, law, paw, raw, saw, slaw, straw

The __ar Family, p. 51

Sample words: hat, cat, rat, bat, ate, brat, late, car, oat, tool, hate, hot, crab, heart, take, batch, reach, cot, log, role, bale, car, cleat, tale, cola, root, boot

Alphabetical order: bar, car, far, jar, mar, par, scar, spar, star, tar

The __ing Family, p. 52

Word Meaning: 1. bring ; 2. sing ; 3. ring ; 4. king

Alphabetical order: bring, king, ring, sing, spring, sting, string, swing, thing, wing

The __ay Family, p. 53

Word Meaning: 1. jay ; 2. gray ; 3. way ; 4. play

Alphabetical order: day, gray, hay, jay, lay, may, play, say, stay, way

The __est Family, p. 54

Word Meaning: 1. pest ; 2. rest ; 3. chest

Alphabetical order: best, chest, crest, guest, nest, pest, rest, test, vest, west

The __y Family, p. 55

Sample words: sky, spy, ply, pry, spry

Alphabetical order: by, cry, dry, fly, fry, my, shy, sty, try, why

The __ight Family, p. 56

Word search:

Alphabetical order: bright, fight, fright, knight, light, might, night, right, sight, tight

