









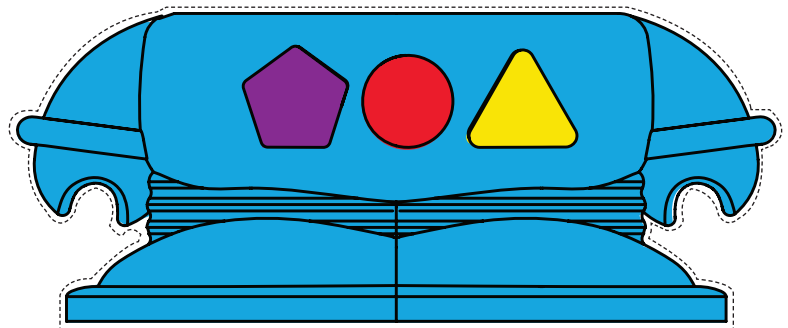

Find the TotBot

**Find and color the small Totbots
that are the same as the large TotBot.**



Make Your Own TotBot Game

1. Cut out all of the pieces before beginning the game.
2. Follow the rules on the next page.
3. Build your TotBot piece by piece with each roll.
4. The first player to complete the TotBot wins!

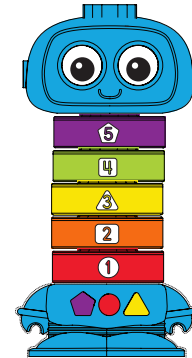














Make Your Own TotBot!

Rules:

1. Everyone starts with the body.
2. Roll a die and pick the piece that matches.
3. Add that piece to the body.
4. If you roll and get a piece you already have, you lose a turn.
5. The first person to complete the Bot wins.

Page 2 of 2



	 Red (1)
	 Orange (2)
	 Yellow (3)
	 Green (4)
	 Purple (5)
	 Head

Coloring TotBot

Directions: Color the TotBot any way you'd like!

