





# **VEGETABLE COUNTING**








**10 PAGES**

**PRESCHOOL ACTIVITY**







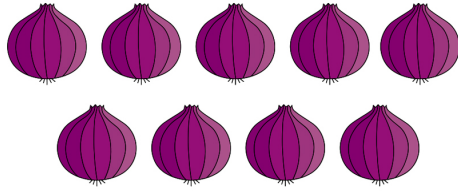



# I can count






Count the number of each vegetable and sign it with appropriate number.




Count and circle the correct answer.

|  |  |
|--|--|
| <br>9      8      7   | <br>5      7      6    |
| <br>4      3      5   | <br>1      2      3    |
| <br>6      5      4 | <br>9      10      8 |
| <br>8      7      9 | <br>4      5      6  |

## Teacher Resources




Count and write the numbers below.





Count and match the correct number.


5




10



9




3




Count and match the correct number.


1




5



8




7




Count and match the correct number.


4




3



2








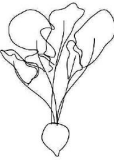
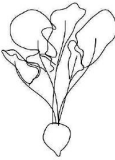






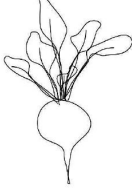
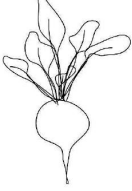
6





# Vegetable Count

1. Cut out the numbers along the bottom
2. Glue each number beside the correct amount of vegetables

|  |  |
|--|--|
|   |  |
|      |  |
|    |  |
|      |  |
|      |  |

1

3

5

4


2

Read the directions in each of the boxes below and circle the correct number of vegetables.


Circle 5 Peppers




Circle 7 Carrots



Circle 4 Onions



Circle 3 Radishes



Count the products in each box and write the numbers.

