



The Name Game

Students practice building and writing their names using the following activities. The multiple activities included provide differentiated instruction based on students' needs. Laminate worksheets for long lasting use!

Activity 1- Build, Trace, Write

Teacher writes student's name in the trace box. Students use letter cards to build their names. Students trace their name and then write it below.



Activity 2- Rainbow Write



Students write their name using different colors of the rainbow.

Activity 3- Writing Worksheet

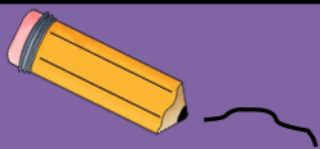

Students practice writing their names independently using the various types of penmanship paper provided. For an additional activity, laminate and have students write using dry erase markers.





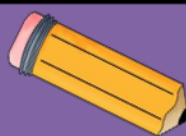


B u i l d I t




Write It

B u i l d I t



Write It



Rainbow Writing

Write your name using different colors.


Write your name in **red**.

Write your name in **blue**.

Write your name in **green**.

Write your name in **yellow**.

Write your name in **rainbow colors**.



Rainbow Writing

Write your name using different colors.


Write your name in **red**.

Write your name in **blue**.

Write your name in **green**.

Write your name in **yellow**.

Write your name in **rainbow colors**.



Rainbow Writing

Write your name using different colors.


Write your name in **orange**.

Write your name in **purple**.

Write your name in **pink**.

Write your name in **brown**.

Write your name in **rainbow colors**.



Rainbow Writing

Write your name using different colors.

Write your name in **orange**.

Write your name in **purple**.

Write your name in **pink**.

Write your name in **brown**.

Write your name in **rainbow colors**.

Directions: Practice writing your name on the lines.











Directions: Practice writing your name on the lines.



Handwriting practice lines consisting of a solid blue top line, a dashed green middle line, and a solid red bottom line.



Handwriting practice lines consisting of a solid blue top line, a dashed green middle line, and a solid red bottom line.



Handwriting practice lines consisting of a solid blue top line, a dashed green middle line, and a solid red bottom line.



Handwriting practice lines consisting of a solid blue top line, a dashed green middle line, and a solid red bottom line.



Handwriting practice lines consisting of a solid blue top line, a dashed green middle line, and a solid red bottom line.

Directions: Practice writing your name on the lines.



Handwriting practice lines consisting of a solid top line, a dashed middle line, and a solid bottom line.



Handwriting practice lines consisting of a solid top line, a dashed middle line, and a solid bottom line.



Handwriting practice lines consisting of a solid top line, a dashed middle line, and a solid bottom line.



Handwriting practice lines consisting of a solid top line, a dashed middle line, and a solid bottom line.



Handwriting practice lines consisting of a solid top line, a dashed middle line, and a solid bottom line.

Directions: Practice writing your name on the lines.



Three horizontal lines for handwriting practice: a solid top line, a dashed middle line, and a solid bottom line.



Three horizontal lines for handwriting practice: a solid top line, a dashed middle line, and a solid bottom line.



Three horizontal lines for handwriting practice: a solid top line, a dashed middle line, and a solid bottom line.



Three horizontal lines for handwriting practice: a solid top line, a dashed middle line, and a solid bottom line.



Three horizontal lines for handwriting practice: a solid top line, a dashed middle line, and a solid bottom line.



Three horizontal lines for handwriting practice: a solid top line, a dashed middle line, and a solid bottom line.