BRIGHTER CHILD®

YOUR TOTAL SOLUTION FOR MATH

GRADE 2

Practice Activities for Math Success!

SUPPORTS • SUPPORTS • SUPPORTS • SUPPORTS • SUPPORTS • SUPPORTS

Common Core State Standards

- Addition and Subtraction
- Place Value
- Measurement
- Graphing
- Practice for Standardized Tests

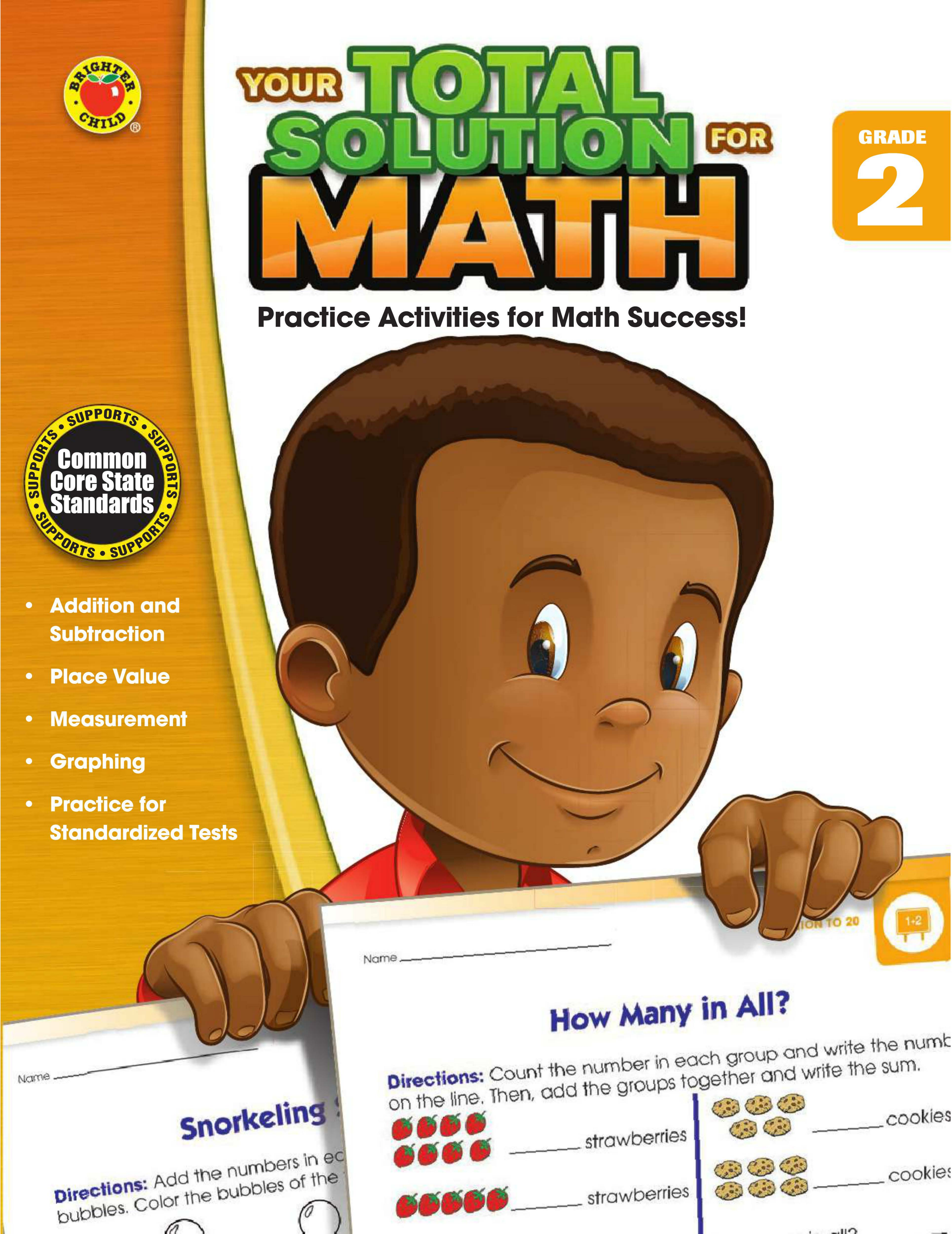

YOUR TOTAL SOLUTION FOR MATH

GRADE 2

An imprint of Carson-Dellosa Publishing LLC
P.O. Box 35665
Greensboro, NC 27425 USA

Table of Contents

Sorting and Classifying 4
Number Recognition and Counting 10
Counting by 2s, 5s, and 10s 24
Hundred Chart 32
Less Than, Greater Than 33
Ordinal Numbers 38
Addition to 20 42
Subtraction From 20 60
Addition and Subtraction Review 79
Place Value 92
Two-Digit Addition (no regrouping) 104
Two-Digit Subtraction (no regrouping) 112
Two-Digit Addition (with regrouping) 120
Two-Digit Subtraction (with regrouping) 124
Review Two-Digit Addition and Subtraction 131
Three-Digit Addition 138
Three-Digit Subtraction 142
Review Three-Digit Addition and Subtraction 146
Multiplication 148
Shapes 154
Measurement 162
Graphing 172
Fractions 180
Telling Time 188
Money 198
Test Practice 212
Answer Key 222

© Carson-Dellosa • CD-704555

Name _____

Dapper Dog's Campout

Directions: Dapper Dog is going on a camping trip. Draw an **X** on the word in each row that does not belong.

1.	flashlight	candle	radio	fire
2.	shirt	pants	coat	bat
3.	cow	car	bus	train
4.	beans	hot dog	ball	bread
5.	gloves	hat	book	boots
6.	fork	butter	cup	plate
7.	book	ball	bat	milk
8.	dogs	bees	flies	ants

© Carson-Dellosa • CD-704555

Classification Fun

Directions: Write each word in the correct row at the bottom of the page.

car

pencil

chalk

radio


boat

fork


plate

friend

airplane

drum


spoon

crayon

Things we ride in:

_____ _____ _____

Things we eat with:

_____ _____ _____

Things we draw with:

_____ _____ _____

Things we listen to:

_____ _____ _____

© Carson-Dellosa • CD-704555

Name _____

Where Does It Belong?

Directions: Read the words in the fish tank. Write each word in its correct place.

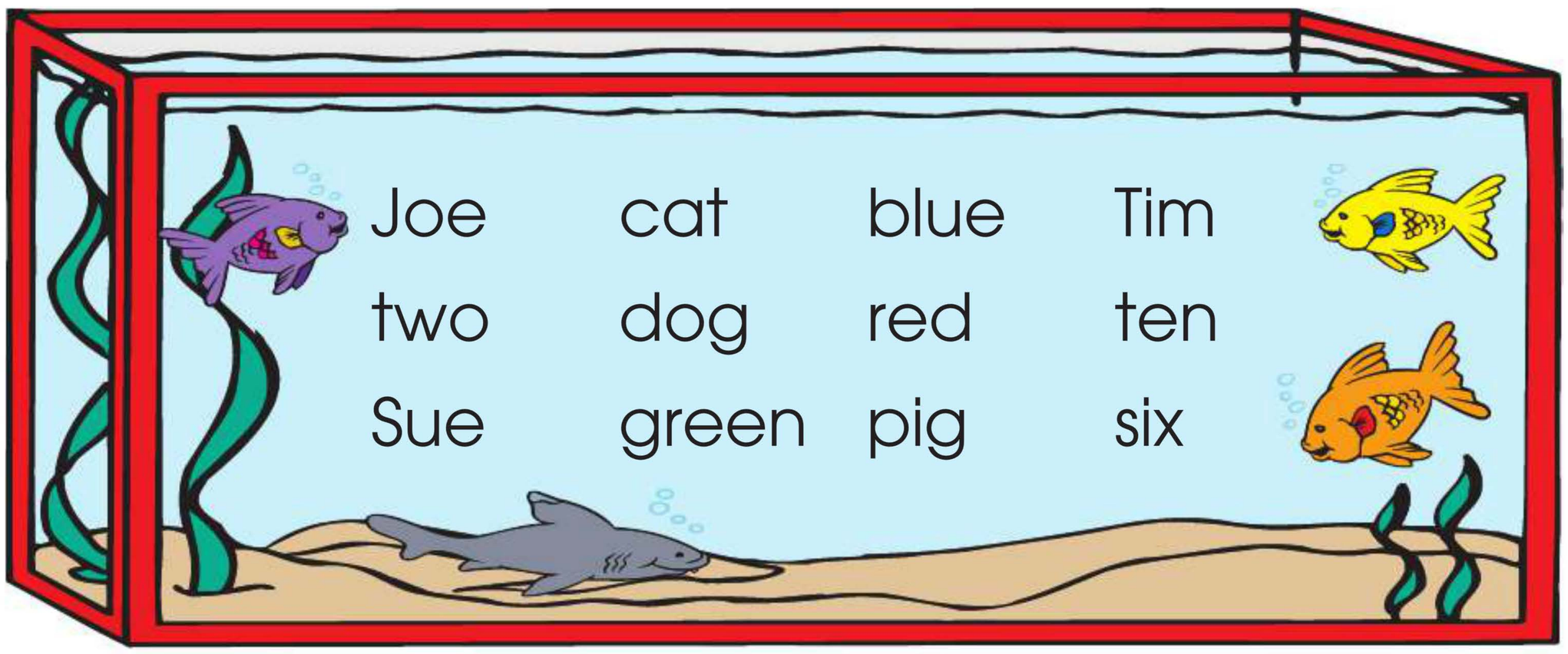

Name Words _____ _____ _____

Number Words _____ _____ _____

Animal Words _____ _____ _____

Color Words _____ _____ _____

© Carson-Dellosa • CD-704555

Classifying

Directions: The words in each list form a group. Choose the word from the box that describes each group and write it on the line.

clothes family colors flowers
fruits animals coins toys noises

rose
buttercup
tulip
daisy

_____

crash
bang
ring
pop

_____

mother
father
sister
brother

_____

puzzle
wagon
blocks
doll

_____

green
purple
blue
red

_____

grapes
orange
apple
plum

_____

shirt
socks
dress
coat

_____

dime
penny
nickel
quarter

_____

dog
horse
elephant
moose

_____

© Carson-Dellosa • CD-704555

Name _____

Classifying: Foods

Darcy likes fruit and things made from fruit. She also likes bread.

Directions: Circle the things on the menu that Darcy will eat.

MENU

apple pie	corn
peas	rolls
beans	banana bread
oranges	grape drink
chicken	

© Carson-Dellosa • CD-704555

Classifying: Animal Habitats

Directions: Read the story. Then, write each animal's name under **WATER** or **LAND** to tell where it lives.

Animals live in different habitats. A **habitat** is the place of an animal's natural home. Many animals live on land and others live in water. Most animals that live in water breathe with gills. Animals that live on land breathe with lungs.



fish	shrimp	giraffe	dog
cat	eel	whale	horse
bear	deer	shark	jellyfish



WATER

1. _____
2. _____
3. _____
4. _____
5. _____
6. _____

LAND

1. _____
2. _____
3. _____
4. _____
5. _____
6. _____

© Carson-Dellosa • CD-704555

Zany Zoo

Directions: Count and color each group of animals. Cut out the numbers and glue them in the correct boxes.







3	5	1	2	4

© Carson-Dellosa • CD-704555

Rainbow-Colored Numbers

Directions: Color the spaces: **1** = **red**, **2** = **blue**, **3** = **yellow**, **4** = **green**, and **5** = **orange**.

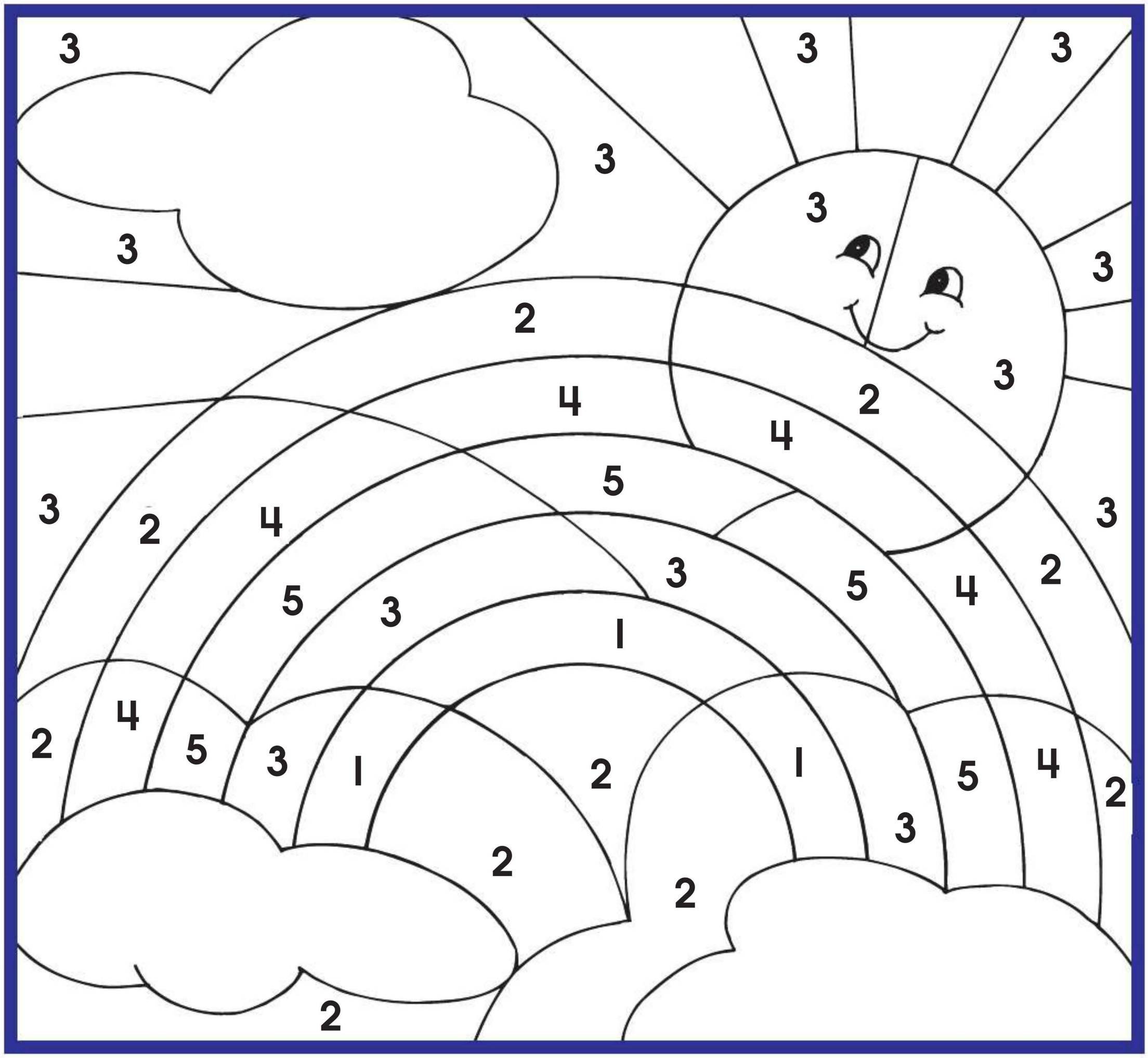

© Carson-Dellosa • CD-704555

Name _____

Clown Capers

Directions: Count the number of each thing in the picture. Write the number on the line.

_____

_____

_____

_____

_____ 

_____

_____

_____

_____

_____

© Carson-Dellosa • CD-704555

Name _____

Number Words

Directions: Number the buildings from one to six.



Directions: Draw a line from the word to the number.

two	1
five	3
six	5
four	6
one	2
three	4

© Carson-Dellosa • CD-704555

Number Words

Directions: Number the buildings from five to ten.



Directions: Draw a line from the word to the number.

nine	8
seven	10
five	7
eight	5
six	9
ten	6

© Carson-Dellosa • CD-704555

Name _____

Sequencing Numbers

Sequencing is putting numbers in the correct order.

Directions: Write the missing numbers.

Example: 4, 5 , 6

3, _____ , 5

6, _____ , 8

5, 6, _____

_____ , 9, 10

2, 3, _____

2, _____ , 4

6, 7, _____

7, 8, _____

7, _____ , 9

_____ , 3, 4

_____ , 6, 7

_____ , 7, 8

1, 2, _____

_____ , 7, 8

2, 3, _____

8, _____ , 10

_____ , 5, 6

_____ , 3, 4

2, _____ , 4

7, 8, _____

4, _____ , 6

1, _____ , 3

_____ , 9, 10

© Carson-Dellosa • CD-704555

Counting

Directions: Write the numbers that are:

next in order	one less	one greater
22, 23, _____ , _____	_____ , 16	6, _____
674, _____ , _____	_____ , 247	125, _____
227, _____ , _____	_____ , 550	499, _____
199, _____ , _____	_____ , 333	750, _____
329, _____ , _____	_____ , 862	933, _____

Directions: Write the missing numbers.

© Carson-Dellosa • CD-704555

Name _____

Note the Count

Directions: Count the number of notes on each page of music. Write the number on the line below it. In each box, circle the greater number of notes.



Directions: Color the note in each box that is greater.



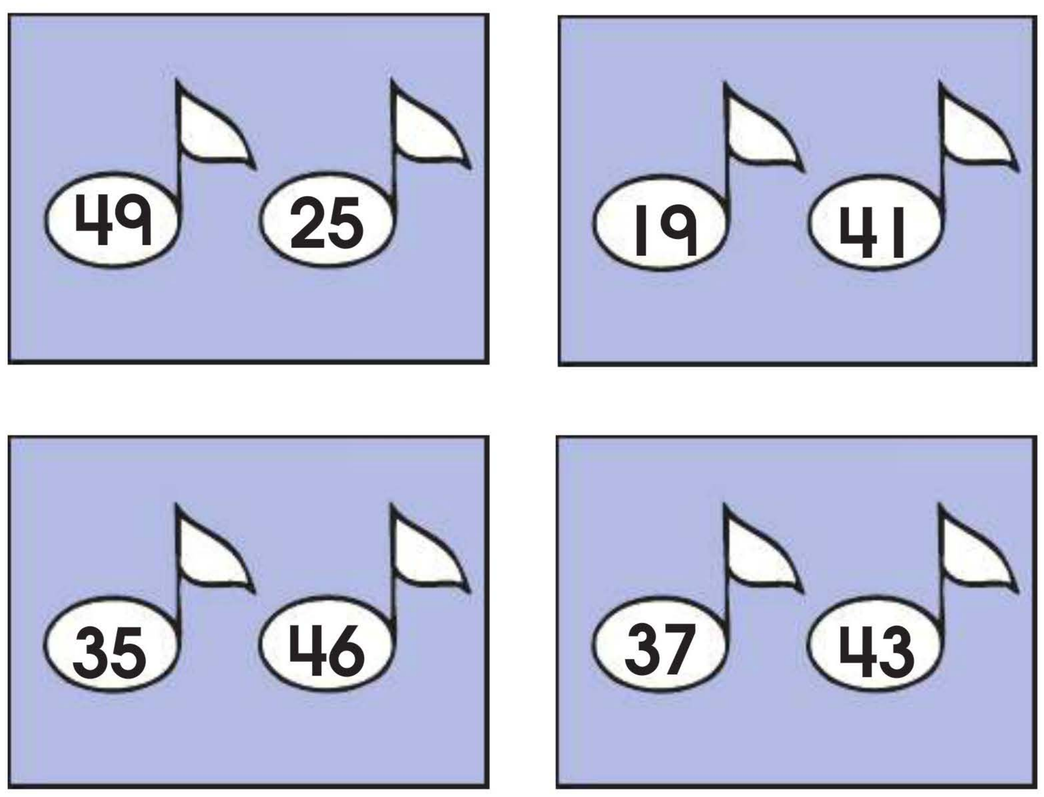

© Carson-Dellosa • CD-704555

Teddy Bears in a Row

Directions: Cut out the bears at the bottom of the page. Glue them where they belong in number order.



© Carson-Dellosa • CD-704555

Name _____

Counting by Fives

Directions: Count by **5**s to draw the path to the playground.



© Carson-Dellosa • CD-704555

Name _____

Desert Trek

Directions: Count by **10**s. Color each canteen with a **10** to lead the camel to the watering hole.



© Carson-Dellosa • CD-704555

Name _____

Caterpillar Count

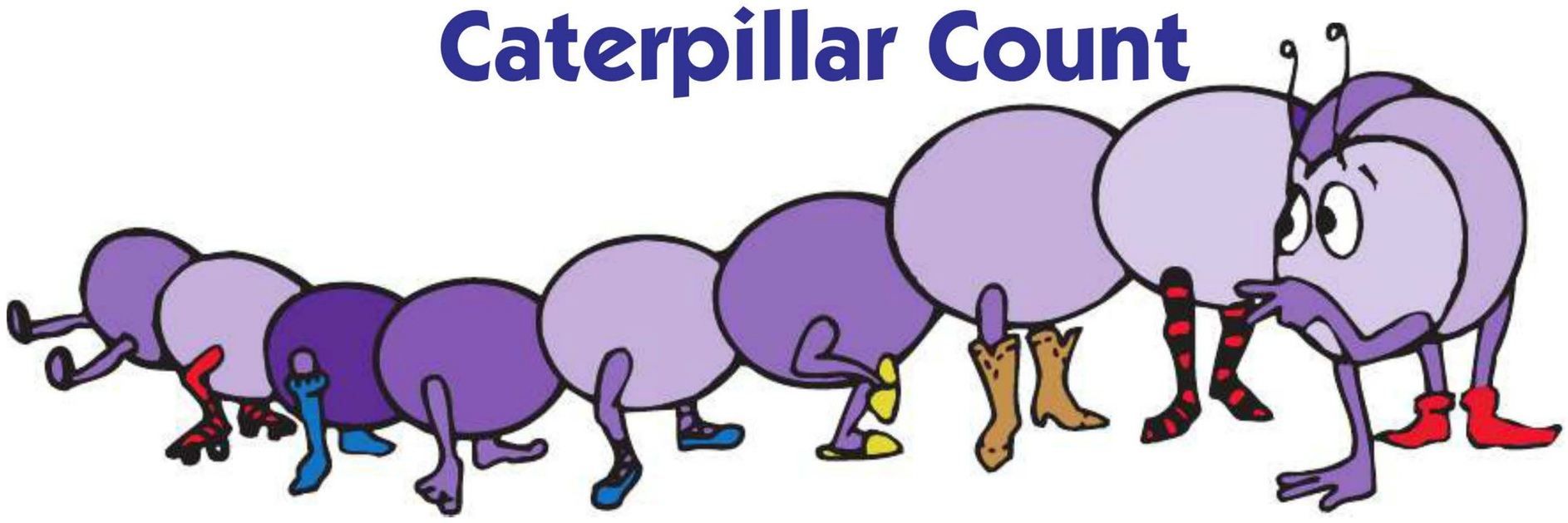

Directions: Count by **5**s.
Draw a triangle around each number as you count by **5**s.

1	2	3	4	5	6	7	8	9	10
11	12	13	14	15	16	17	18	19	20
21	22	23	24	25	26	27	28	29	30
31	32	33	34	35	36	37	38	39	40
41	42	43	44	45	46	47	48	49	50

Directions: Count by **5**s.

5 10 _____ _____ _____ _____ _____ _____

_____ _____

Directions: Count by **10**s.
Draw a box around each number as you count by **10**s.

1	2	3	4	5	6	7	8	9	10
11	12	13	14	15	16	17	18	19	20
21	22	23	24	25	26	27	28	29	30
31	32	33	34	35	36	37	38	39	40
41	42	43	44	45	46	47	48	49	50

Directions: Count by **10**s. 10 _____ _____ _____ _____

© Carson-Dellosa • CD-704555

Critter Count

Directions: Count by **2**s, **5**s, and **10**s to find the "critter count."

Each worm = 2. Count by **2**s to find the total.

= _____



= _____

Each turtle = 5. Count by **5**s to find the total.



= _____



= _____

Each ladybug = 10. Count by **10**s to find the total.



= _____



= _____

© Carson-Dellosa • CD-704555

Largest and Smallest

Directions: In each shape, circle the smallest number. Draw a square around the largest number.

3 8 4 10

2 9 7 5

7 12 5 20 3 16 6

11 10 14 9 18

34 23 38 42 28

15 9 36 10 13

25 11 42 33 18

26 46 19 32

22 35 45 42 25 11

© Carson-Dellosa • CD-704555

Name _____

Less Than, Greater Than

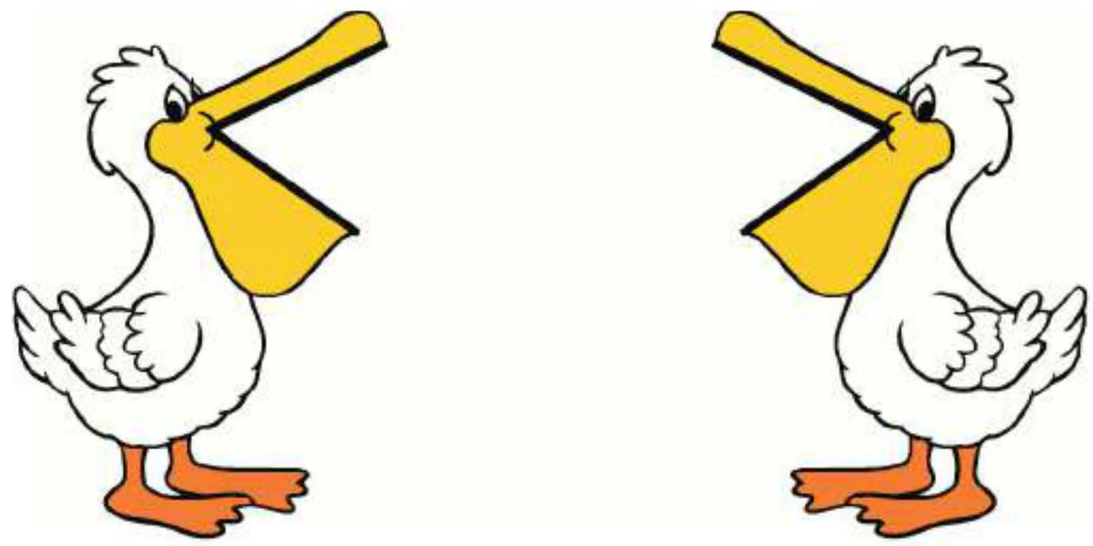

Directions: The open mouth points to the larger number. The small point goes to the smaller number. Draw the symbol < or > to the correct number.

Example: 5 > 3 This means that 5 is greater than 3, and 3 is less than 5.

12 ◯ 2

16 ◯ 6

16 ◯ 15

1 ◯ 2

7 ◯ 1

19 ◯ 5

9 ◯ 6

11 ◯ 13

© Carson-Dellosa • CD-704555

Fishing for Answers



5 > 3

5 is greater than 3



3 < 5

3 is less than 5

Directions: Write the missing numbers in the number line.

1	2				6				



3 > 2



3 < 4

Directions: Write > or <. Use the number line to help you.

5 ◯ 2	1 ◯ 7	1 ◯ 9	8 ◯ 5
3 ◯ 4	9 ◯ 3	8 ◯ 7	2 ◯ 4
6 ◯ 5	5 ◯ 3	5 ◯ 7	3 ◯ 5
7 ◯ 3	7 ◯ 6	2 ◯ 8	4 ◯ 2

© Carson-Dellosa • CD-704555

Who Has the Fewest?

Directions: Circle the correct answer.

1. Pat had 4 s.
   Charles had 3 s.
   Andrea had 5 s.
   Who had the fewest number of s?
   Pat Charles Andrea

2. Jeff has 5 s.
   John has 4 s.
   Bill has 6 s.
   Who has the fewest number of s?
   Jeff John Bill

3. Jane has 7 s.
   Susan has 9 s.
   Fred has 8 s.
   Who has the fewest number of s?
   Jane Susan Fred

4. Charles bought 12 s.
   Rose bought 6 s.
   Dawn bought 24 s.
   Who bought the fewest number of s?
   Charles Rose Dawn

5. John had 9 s.
   Jack had 8 s.
   Mark had 7 s.
   Who had the fewest number of s?
   John Jack Mark

6. Edith bought 12 s.
   Michelle bought 16 s.
   Marty bought 13 s.
   Who bought the fewest number of s?
   Edith Michelle Marty

© Carson-Dellosa • CD-704555

Name _____

Orderly Ordinals

Directions: Write each word on the correct line to put the words in order.

second	fifth	seventh	first	tenth
third	eighth	sixth	fourth	ninth

1. _____
2. _____
3. _____
4. _____
5. _____
6. _____
7. _____
8. _____
9. _____
10. _____

Directions: Which picture is circled in each row? Underline the word that tells the correct number.



third fourth



fourth sixth



first ninth



third fifth



fifth sixth

second third

© Carson-Dellosa • CD-704555

Name _____

Which Place in the Race?

Directions: Write the correct word to tell each runner's place in the race.



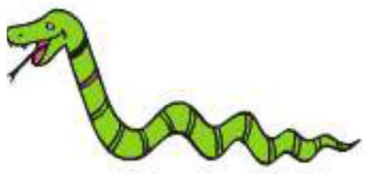

© Carson-Dellosa • CD-704555

Name _____

How Many Robots in All?

Directions: Look at the pictures. Complete the addition sentences.

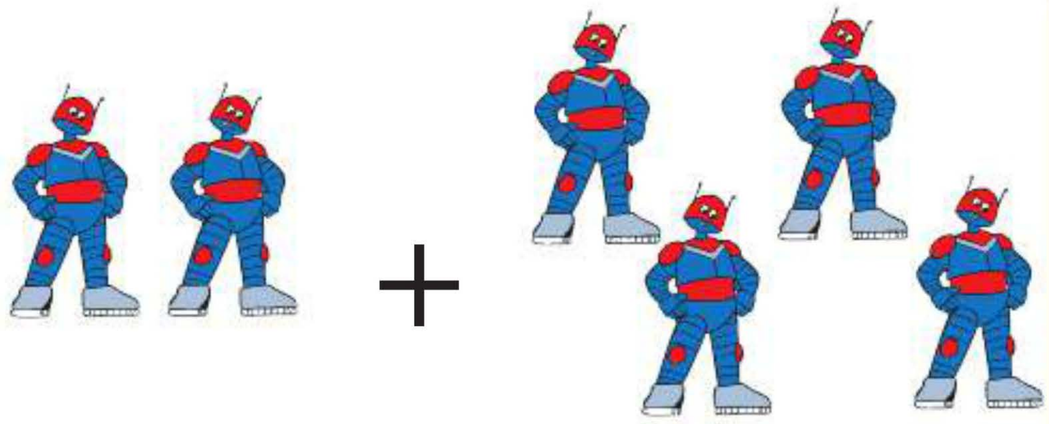

How many s are there in all?

2 + 4 = 6

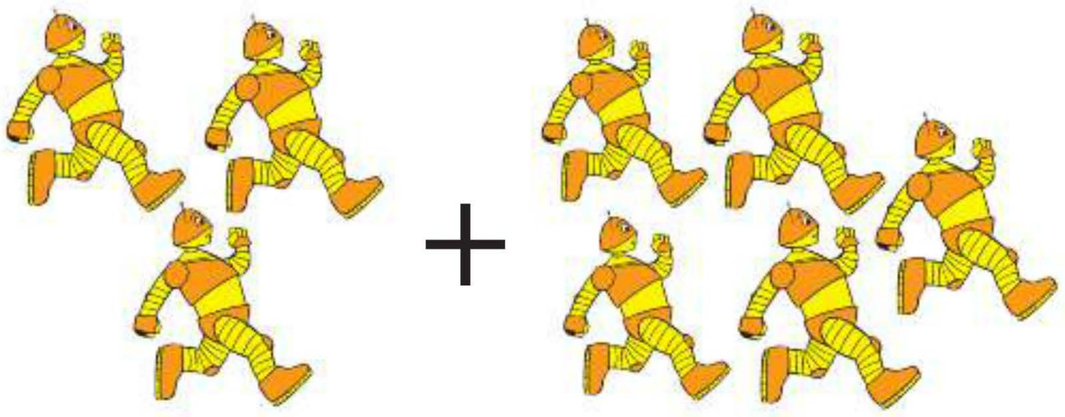

How many s are there in all?

3 + 5 = ___

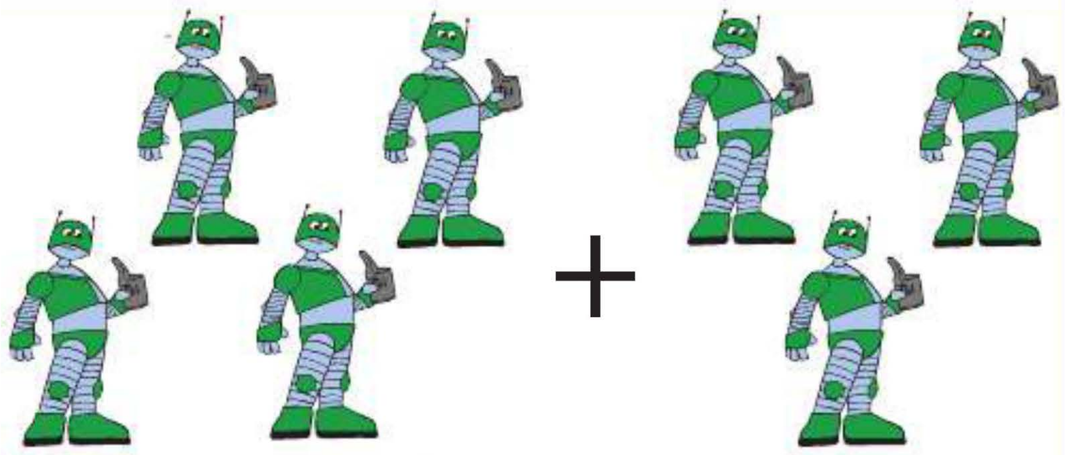

How many s are there in all?

4 + 3 = ___

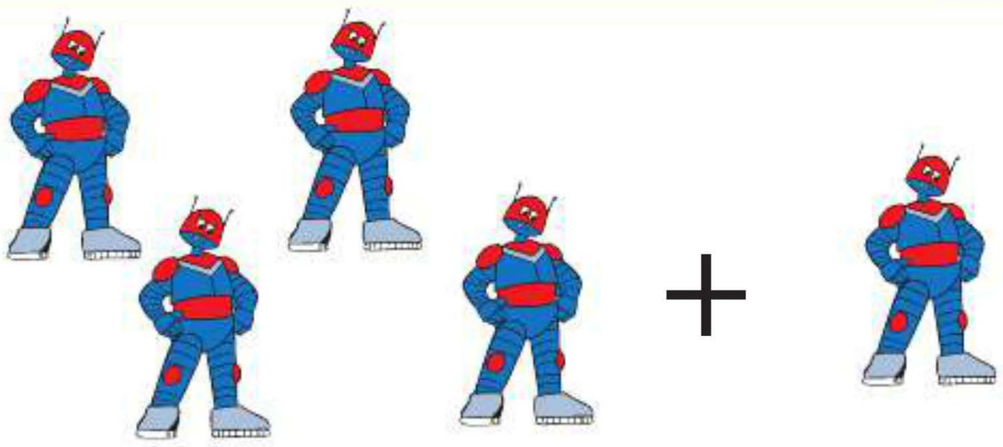

How many s are there in all?

4 + 1 = ___



How many s are there in all?

2 + 5 = ___

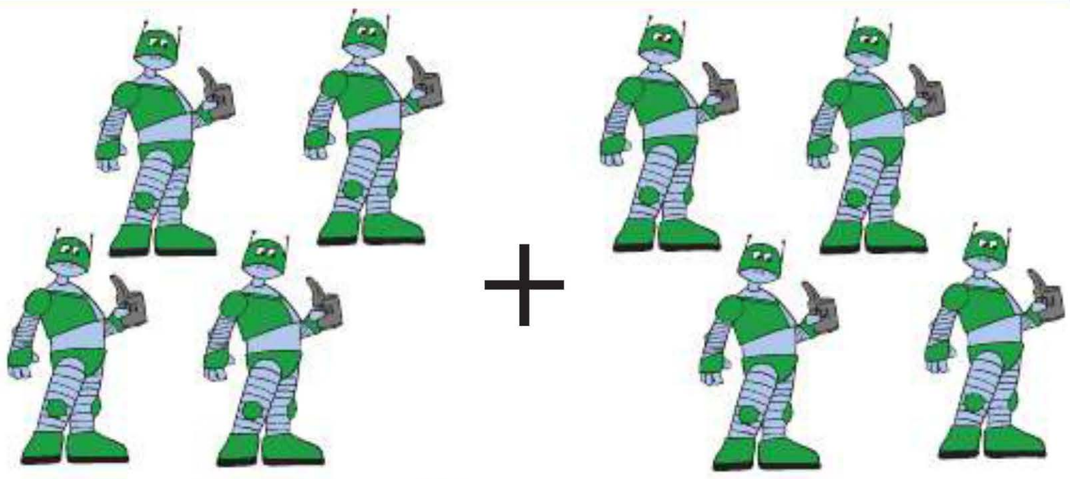

How many s are there in all?

4 + 4 = ___

© Carson-Dellosa • CD-704555

How Many in All?

Directions: Count the number in each group and write the number on the line. Then, add the groups together and write the sum.



_____ strawberries

_____ strawberries

How many in all? _____



_____ cookies



_____ cookies

How many in all? _____



_____ shoes

_____ shoes

How many in all? _____

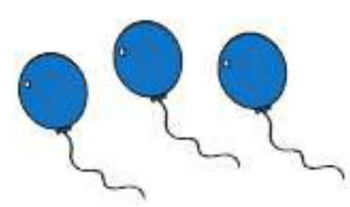

_____ balloons

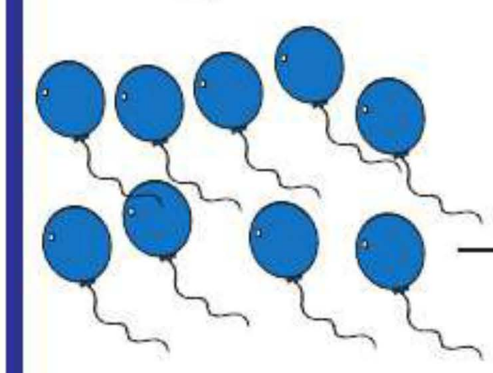

_____ balloons

How many in all? _____

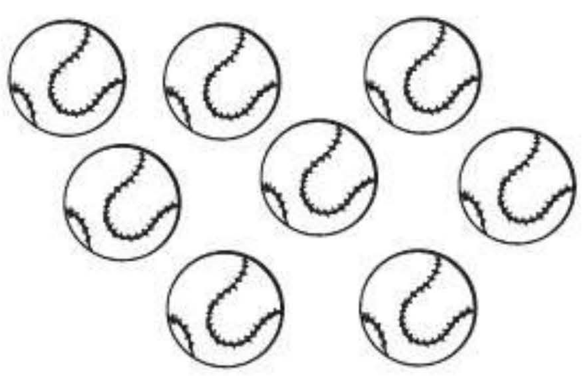

_____ balls

_____ balls

How many in all? _____

_____ flowers

_____ flowers

How many in all? _____

© Carson-Dellosa • CD-704555

Name _____

Adding 1

Directions: Write a number in the top box of each problem. Complete the problem. Make each problem different.

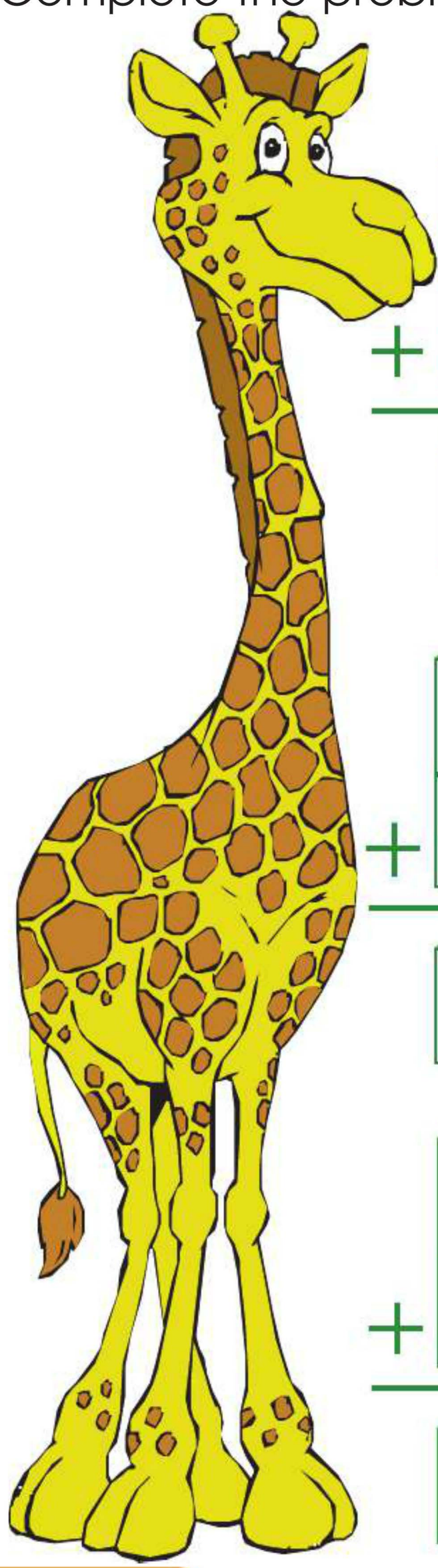

10	14		
+ 1	+ 1	+ 1	+ 1
11			
+ 1	+ 1	+ 1	+ 1
+ 1	+ 1	+ 1	+ 1

© Carson-Dellosa • CD-704555

Name _____

It's All the Same

Directions: Count the objects and fill in the blanks. Then, switch the addends and write another addition sentence.

Example:

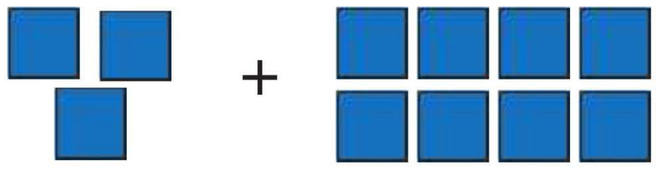

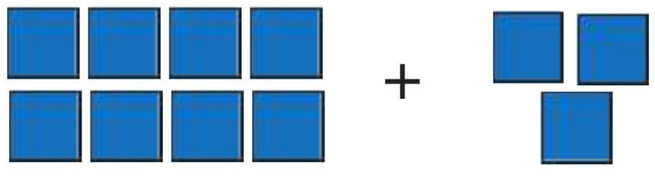

If 3 + 8 = 11, so does 8 + 3.



If _____ + _____ = _____, so does _____ + _____.

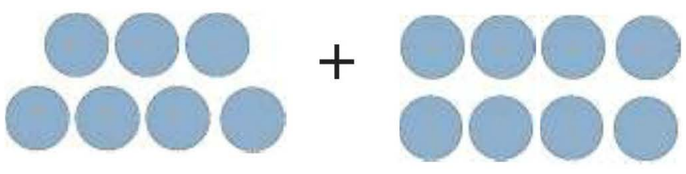

If _____ + _____ = _____, so does _____ + _____.

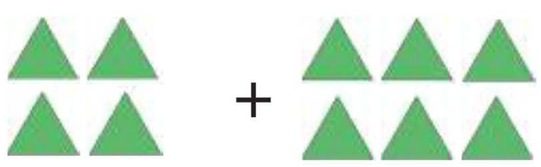

If _____ + _____ = _____, so does _____ + _____.

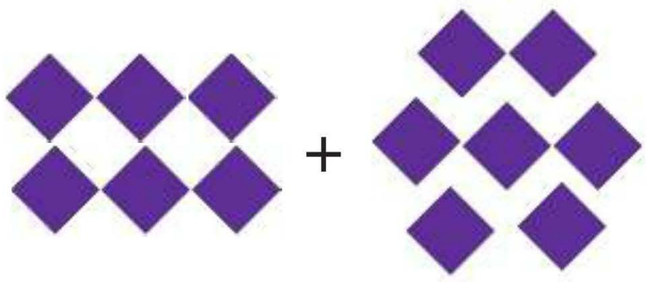

If _____ + _____ = _____, so does _____ + _____.

© Carson-Dellosa • CD-704555

Math-Minded Mermaids

Directions: Look at each number. Then, look in each seashell. Circle each pair of numbers that can be added together to equal that number.





© Carson-Dellosa • CD-704555

Name _____

Lots of Number Partners

Directions: Connect as many pairs as you can to make each sum.

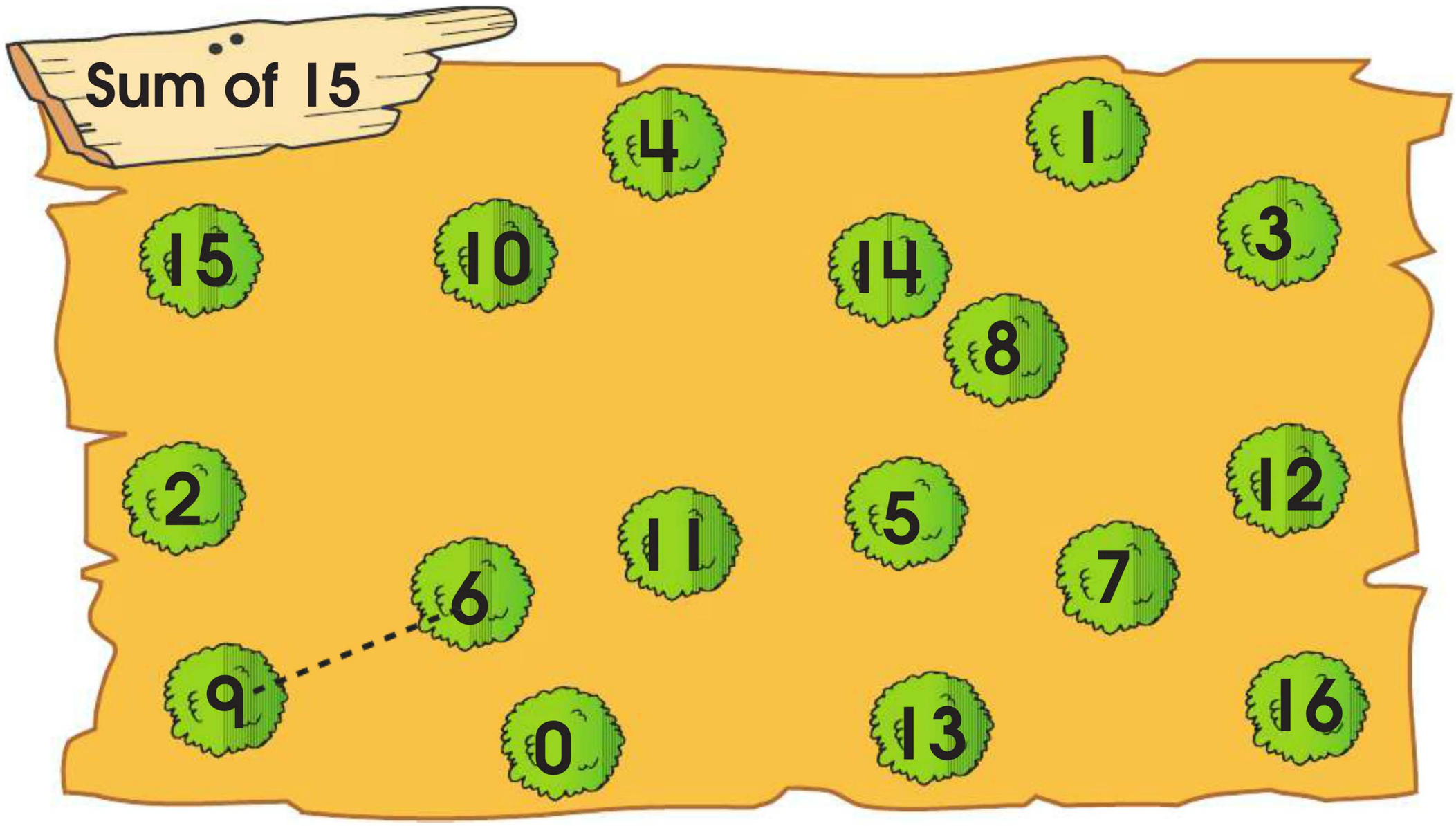



© Carson-Dellosa • CD-704555

Snorkeling Solutions

Directions: Add the numbers in each mask. Write the sums in the bubbles. Color the bubbles of the four largest sums.

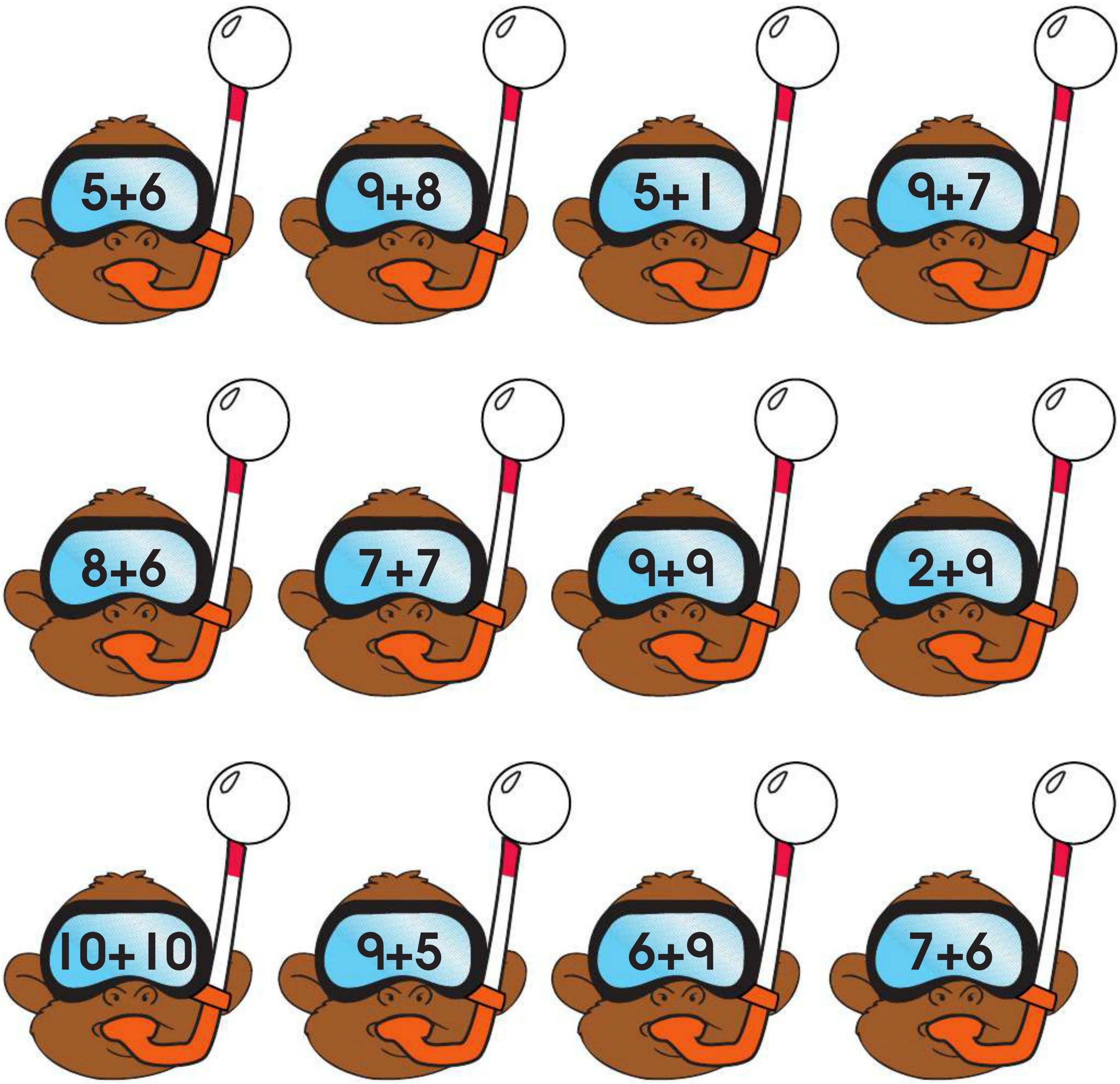

© Carson-Dellosa • CD-704555

Name _____

Solve the Riddle

Directions: Add to find the sums. Connect the dots in order. Use the sums and letters from the boxes to answer the riddle.

Row 1	G 5 + 3	A 6 + 6	T 2 + 2	W 7 + 6	C 3 + 2
Row 2	L 8 + 8	R 7 + 8	Y 5 + 5	U 4 + 3	E 9 + 9
Row 3	N 2 + 9	O 5 + 4	P 9 + 8	I 6 + 8	E 1 + 2

RIDDLE: What will you get when you cross an eel and a goat?

10 9 7 13 14 16 16

8 18 4 12 11

3 16 18 5 4 15 14 5

5 12 11

9 17 18 11 18 15

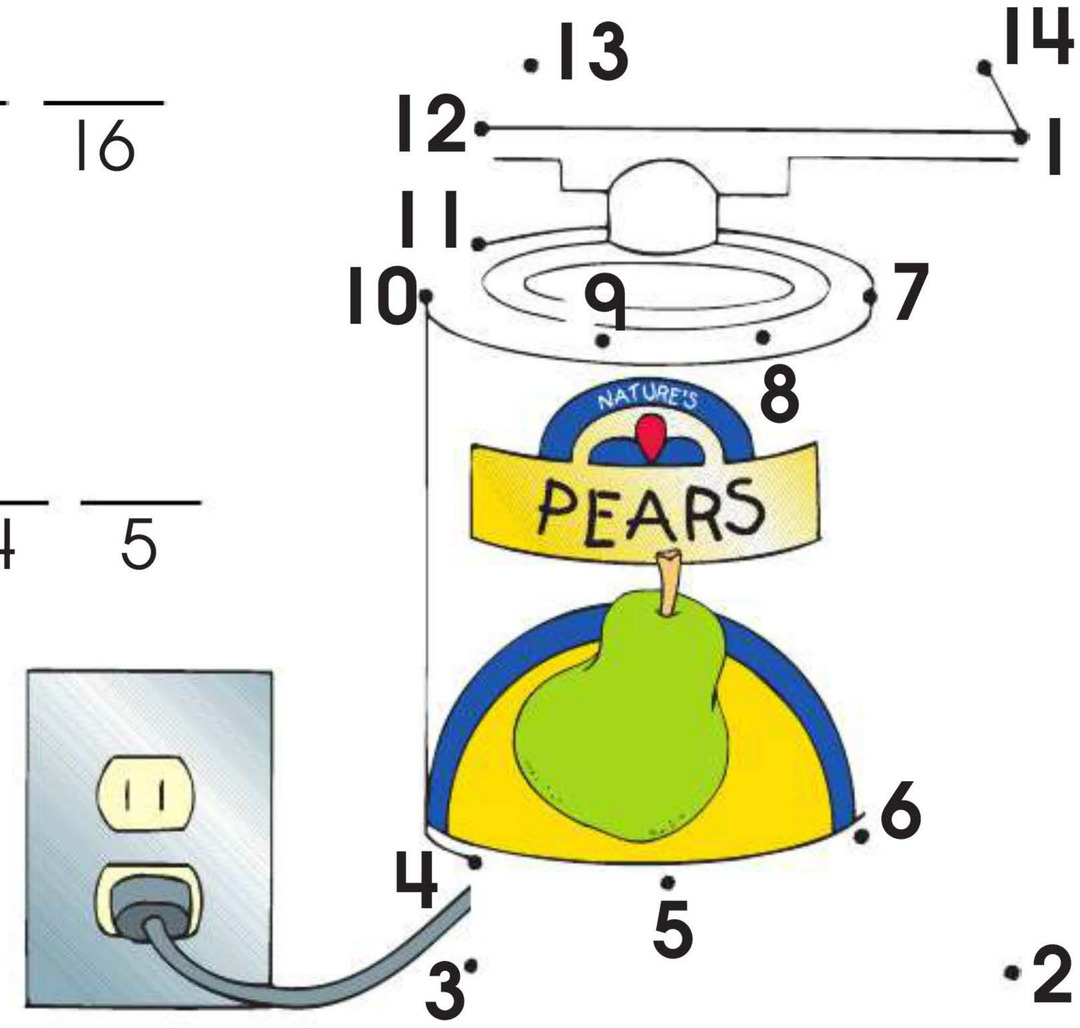

© Carson-Dellosa • CD-704555

Coloring by Number

Directions: Find each sum.
If the sum is **13**, color the space **brown**.
If the sum is **14**, color the space **yellow**.
If the sum is **16**, color the space **red**.
If the sum is **17**, color the space **blue**.

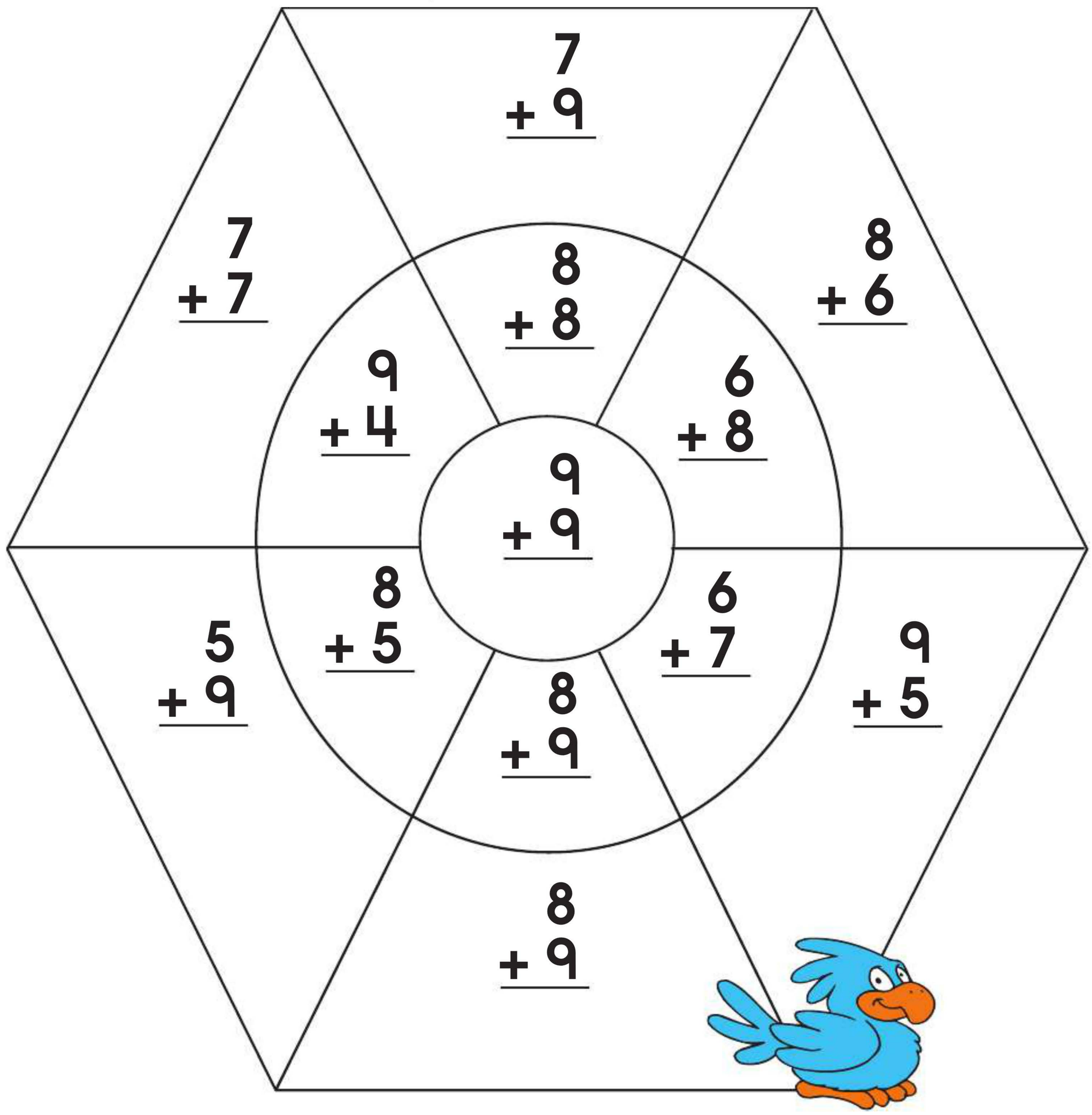

© Carson-Dellosa • CD-704555

Mys-sss-terious Music

Directions: Solve the problems. Color the spaces using the answers.

ANSWER COLOR KEY:

- = 0 – 2
- = 3 – 6
- = 7 – 9
- = 10 – 12
- = 13 – 16
- = 17 – 20

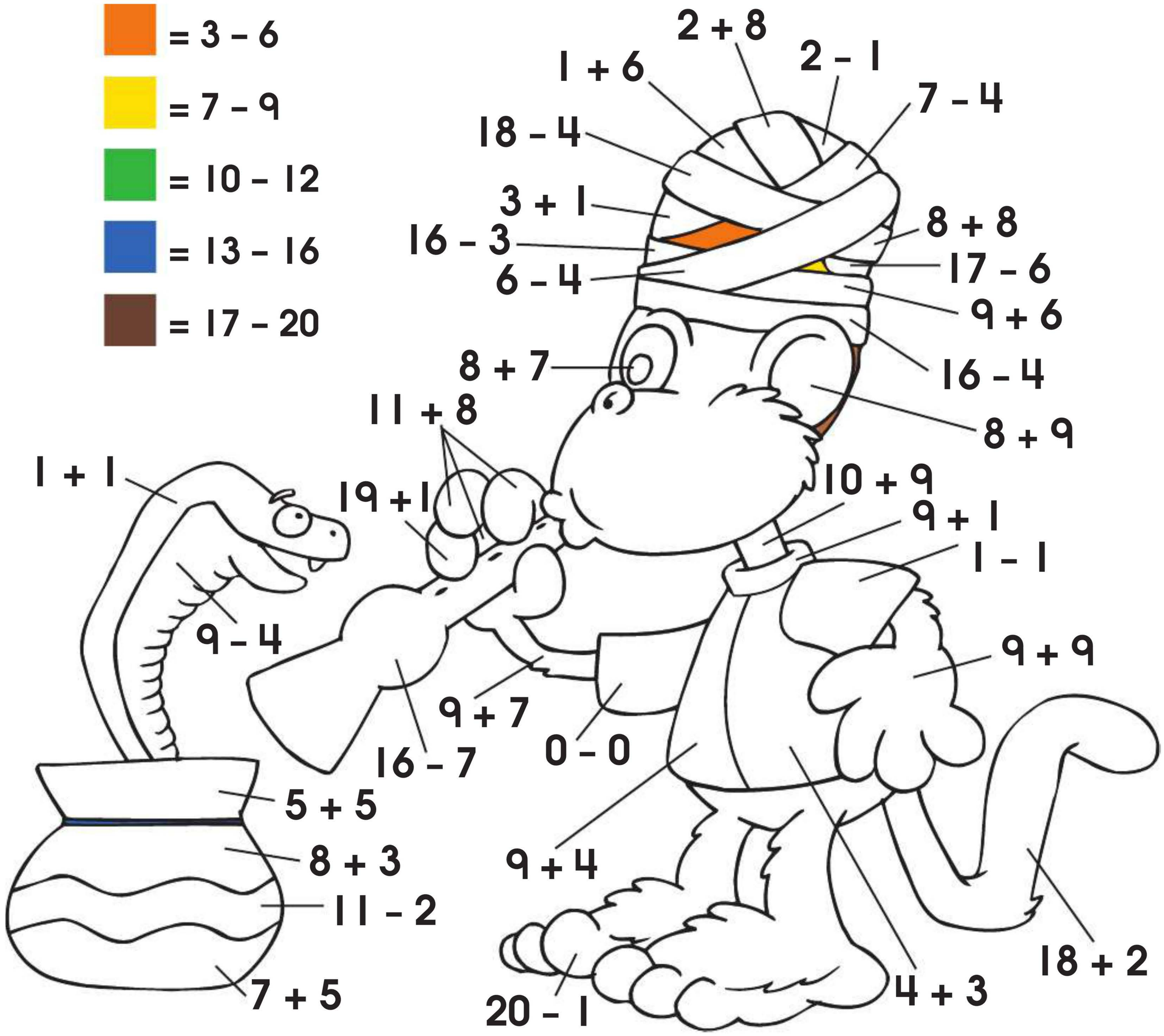

© Carson-Dellosa • CD-704555

Name _____

Problem Solving

Directions: Solve each problem.



6 pencils in a box

+ 5 more pencils

_____ pencils in all

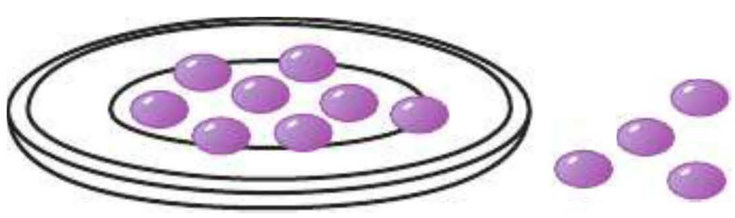

grapes on a plate

more grapes

grapes in all

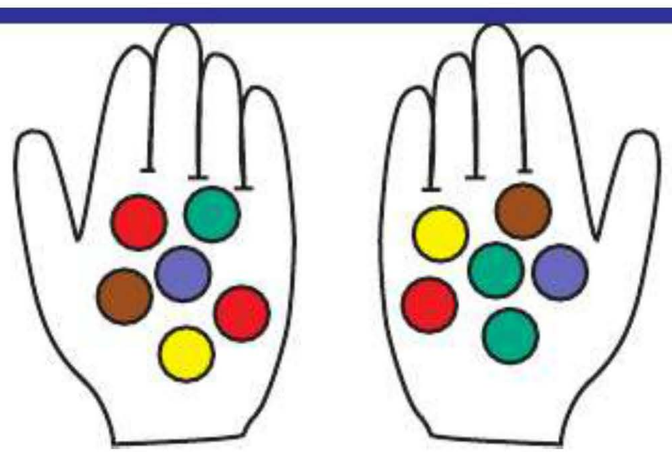

marbles in one hand

marbles in the other hand

marbles in all



people at the table

more people coming in

people in all

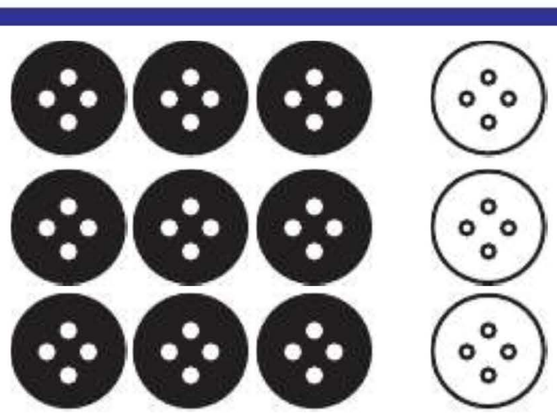

black buttons

white buttons

buttons in all

© Carson-Dellosa • CD-704555

Problem Solving

Directions: Solve each problem.

Example:



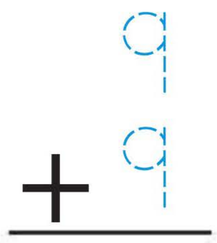

black sheep

white sheep

sheep in all

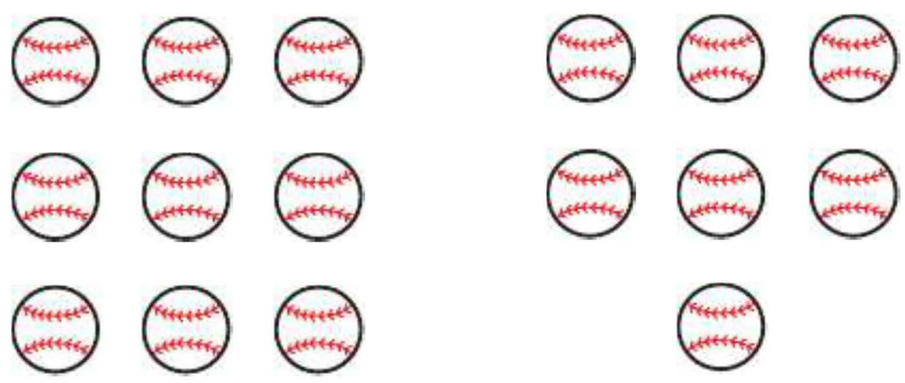

softballs

baseballs

balls in all

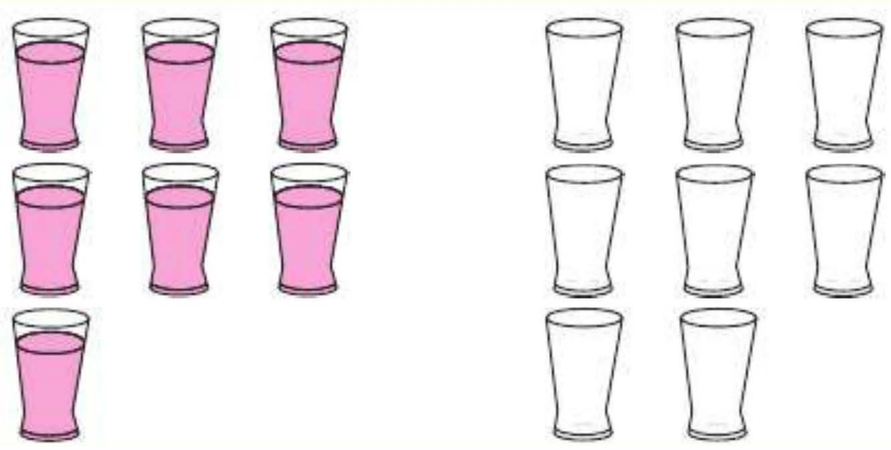

glasses of milkshakes

empty glasses

glasses in all

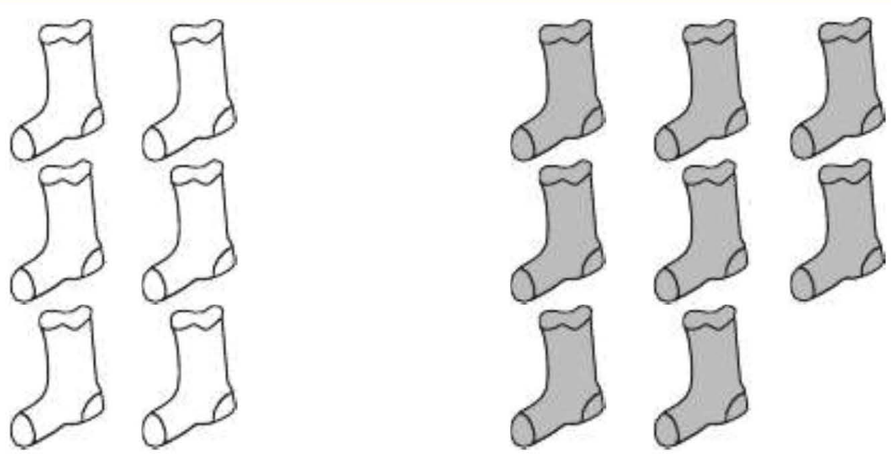

white socks

gray socks

socks in all

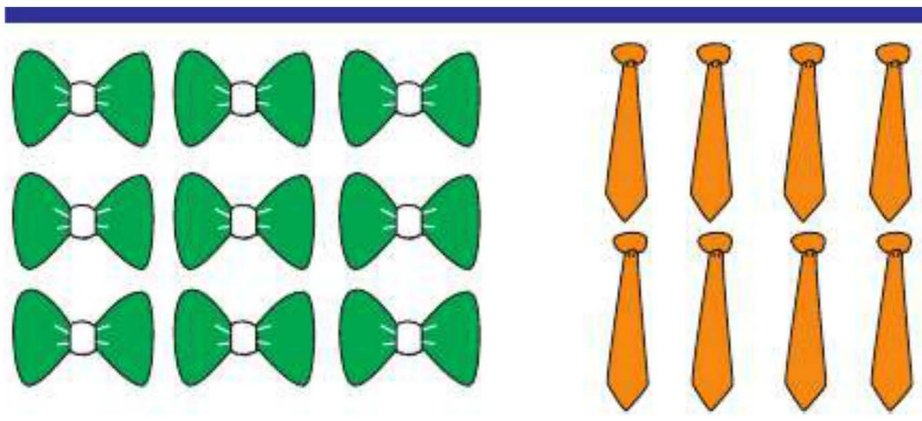

bow ties

regular ties

ties in all

© Carson-Dellosa • CD-704555

Name _____

Hop Along Numbers

Directions: Use the number line to count back.

Example: 8, 7 , 6

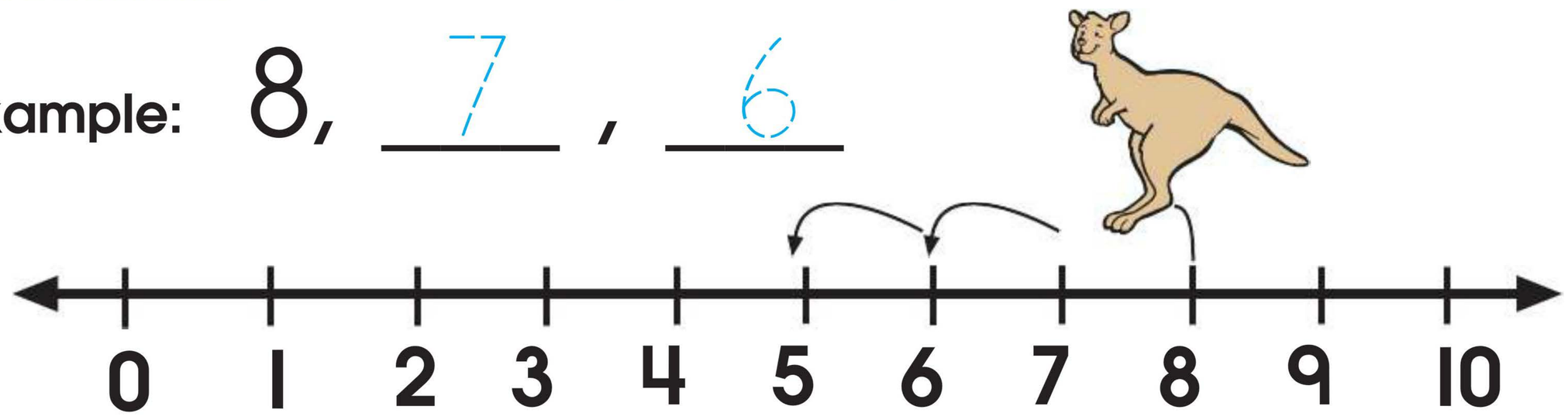

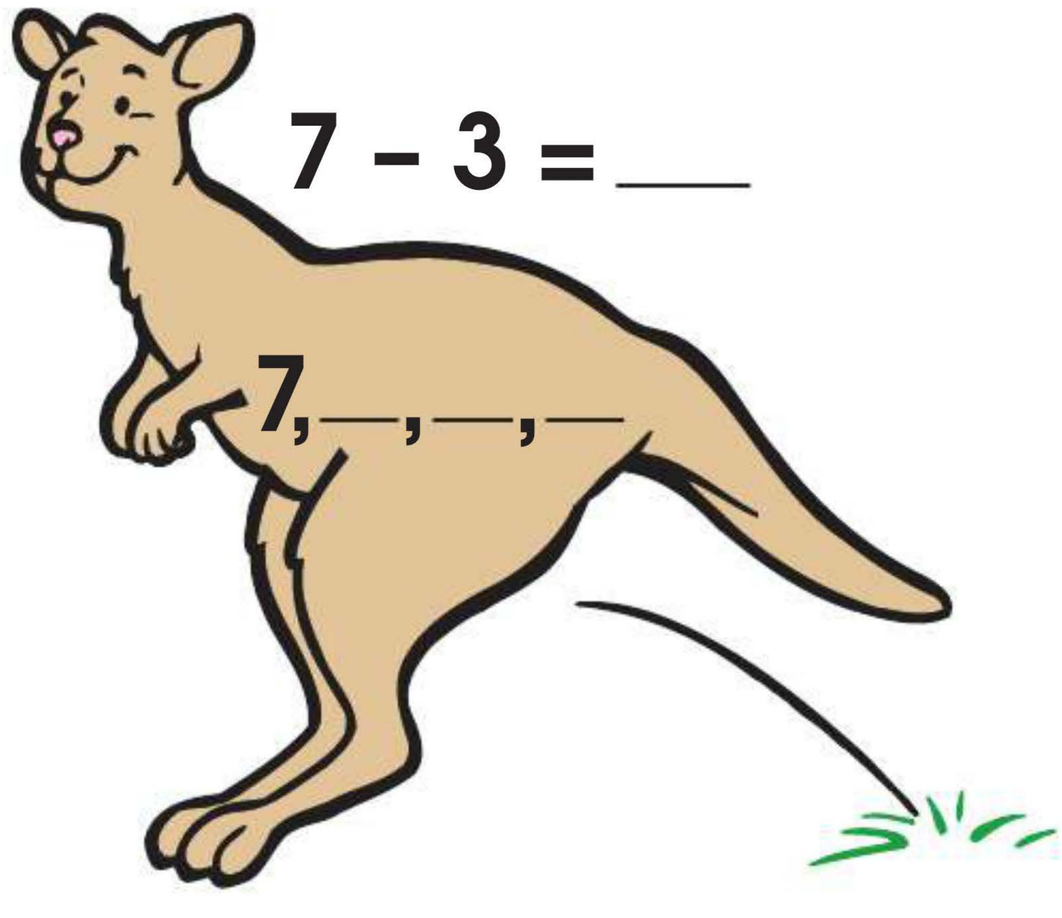

7 – 3 = ___

7,___,___,___

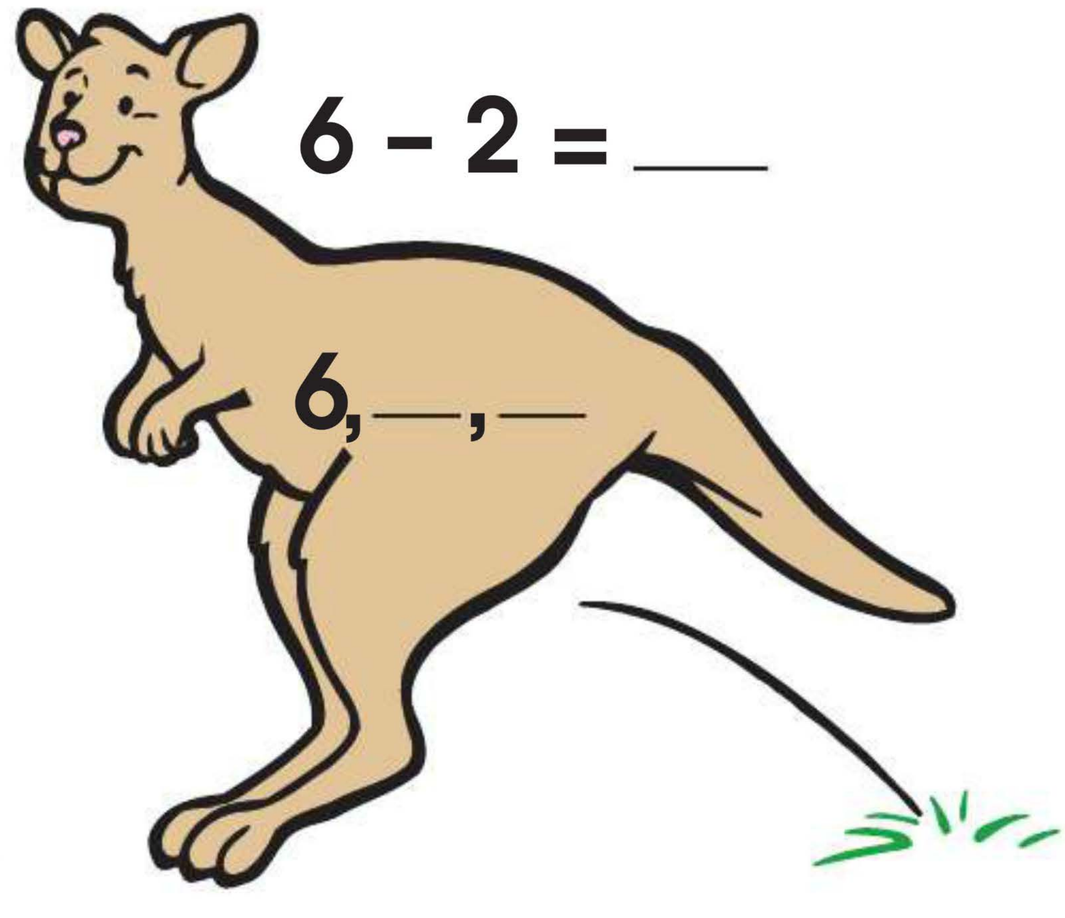

6 – 2 = ___

6,___,___

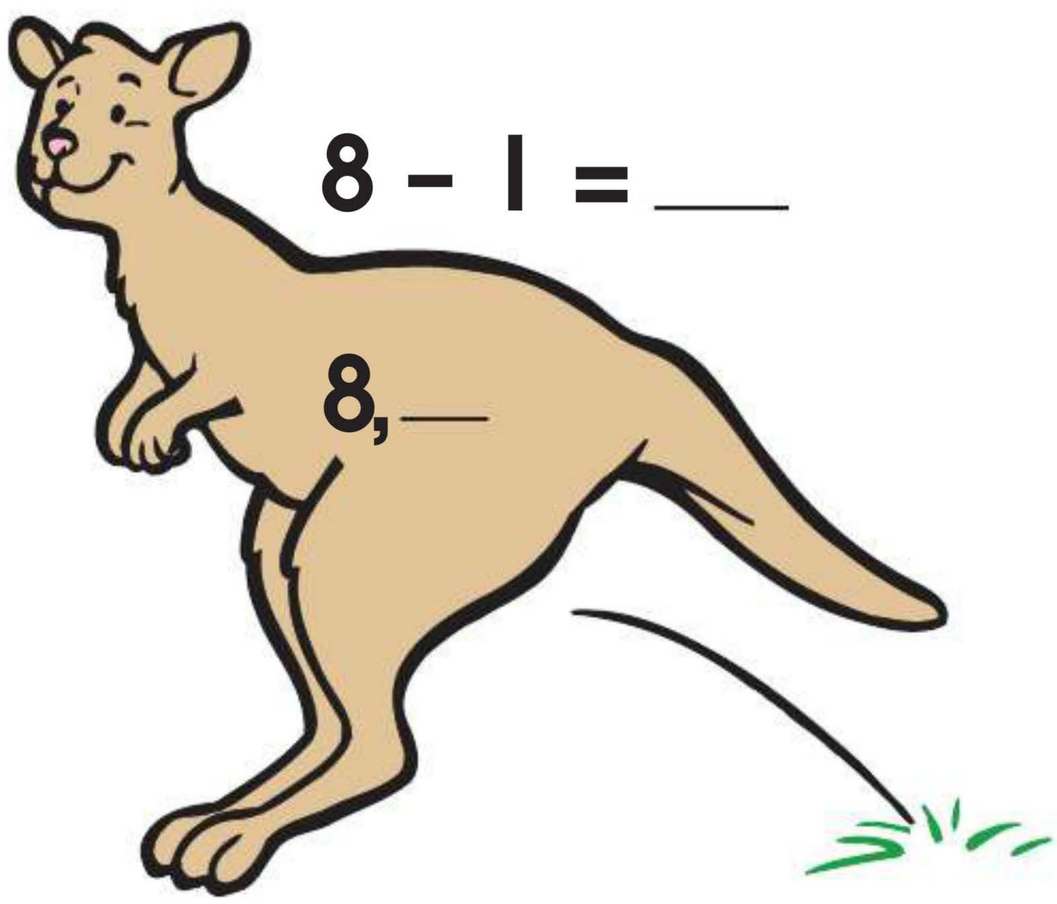

8 – 1 = ___

8,___

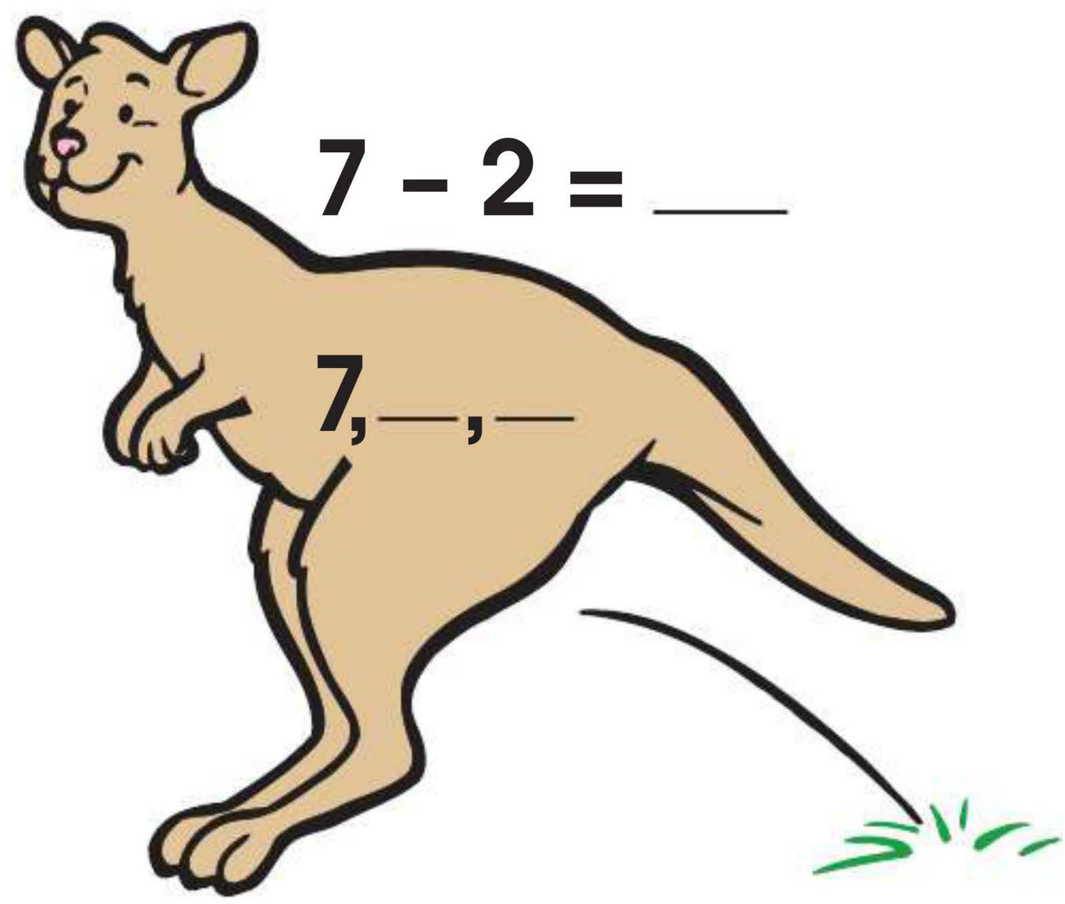

7 – 2 = ___

7,___,___

© Carson-Dellosa • CD-704555

Differences in Boxes

Directions: Color the two numbers in each box that show the given difference.



Difference of 1

6	4	3	1	4	0
3	8	5	6	1	7

Difference of 1

3	7	2	3	6	3
1	8	5	7	9	7

Difference of 2

3	0	3	8	7	1
7	1	6	9	4	6

Difference of 2

3	4	7	4	10	8
8	2	10	5	5	4

Difference of 0

2	1	7	3	5	6
4	2	8	3	5	4

© Carson-Dellosa • CD-704555

Name _____

Subtraction Makes Al Tired

Directions: Write a different problem for each answer.



Example:

5 − 4 = 1	8 − ___ = 1	___ − ___ = 2	___ − ___ = 2
___ − ___ = 3	___ − ___ = 3	___ − ___ = 4	___ − ___ = 4
___ − ___ = 5	___ − ___ = 6	___ − ___ = 7	___ − ___ = 8

© Carson-Dellosa • CD-704555

Looping Differences

Directions: Circle the two numbers next to each other that make the given difference. Find as many as you can in each row.

Difference of 1

2 3 0 8 7 2 9 10 6 5 1 4 4 3

Difference of 1

8 4 5 3 7 1 2 4 9 8 0 1 7 6

Difference of 2

5 4 2 3 1 0 3 5 8 9 3 6 8 5

Difference of 2

7 5 10 8 1 4 6 3 2 6 7 9 2 0

Difference of 3

1 6 3 2 8 4 7 6 10 0 3 9 5 2

© Carson-Dellosa • CD-704555

Name _____

Hidden Differences of 2

Directions: Circle the pairs that have a difference of **2**.

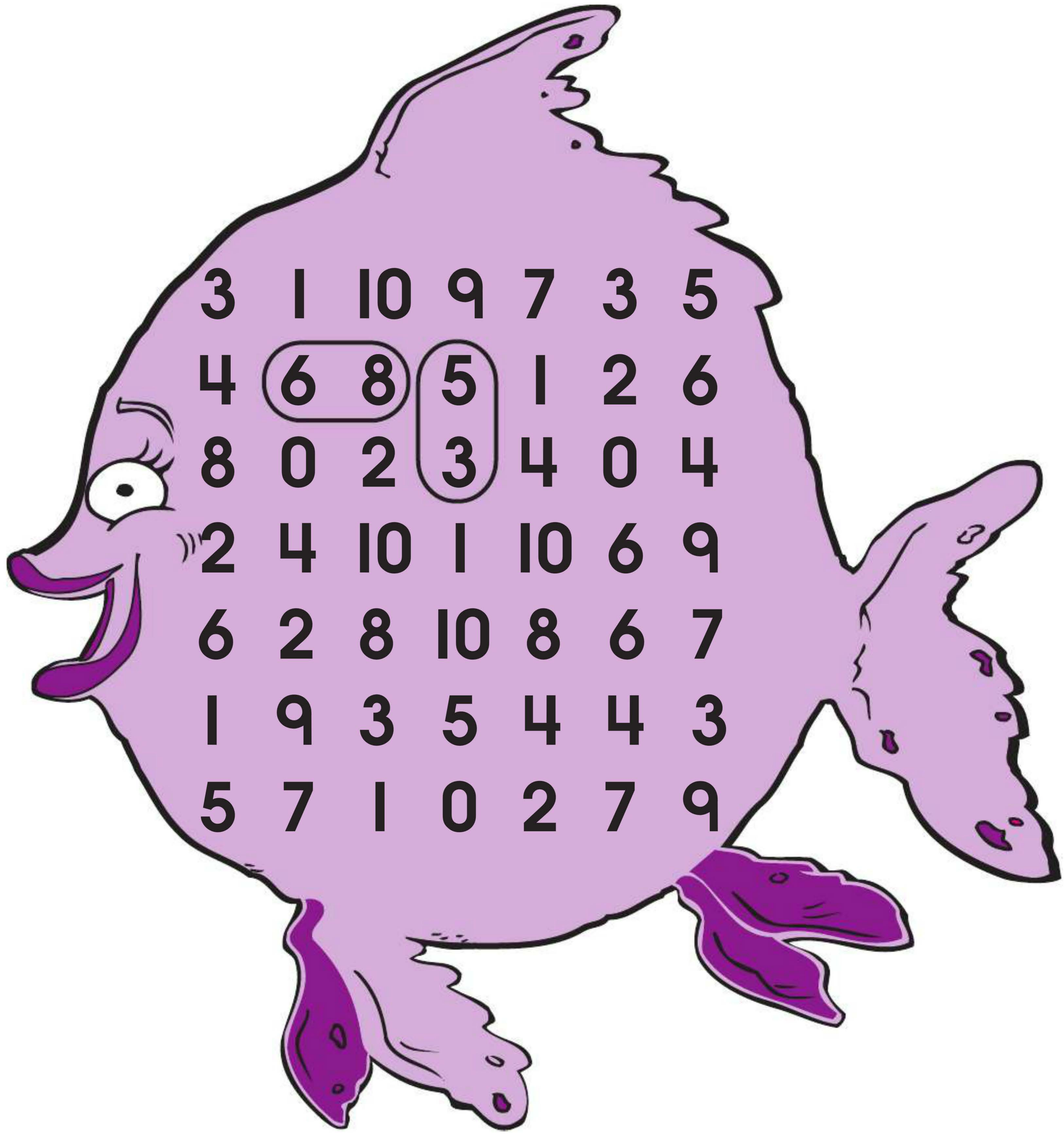

© Carson-Dellosa • CD-704555

Name _____

Gone Fishing

Directions: Complete the subtraction sentences to make each problem correct.

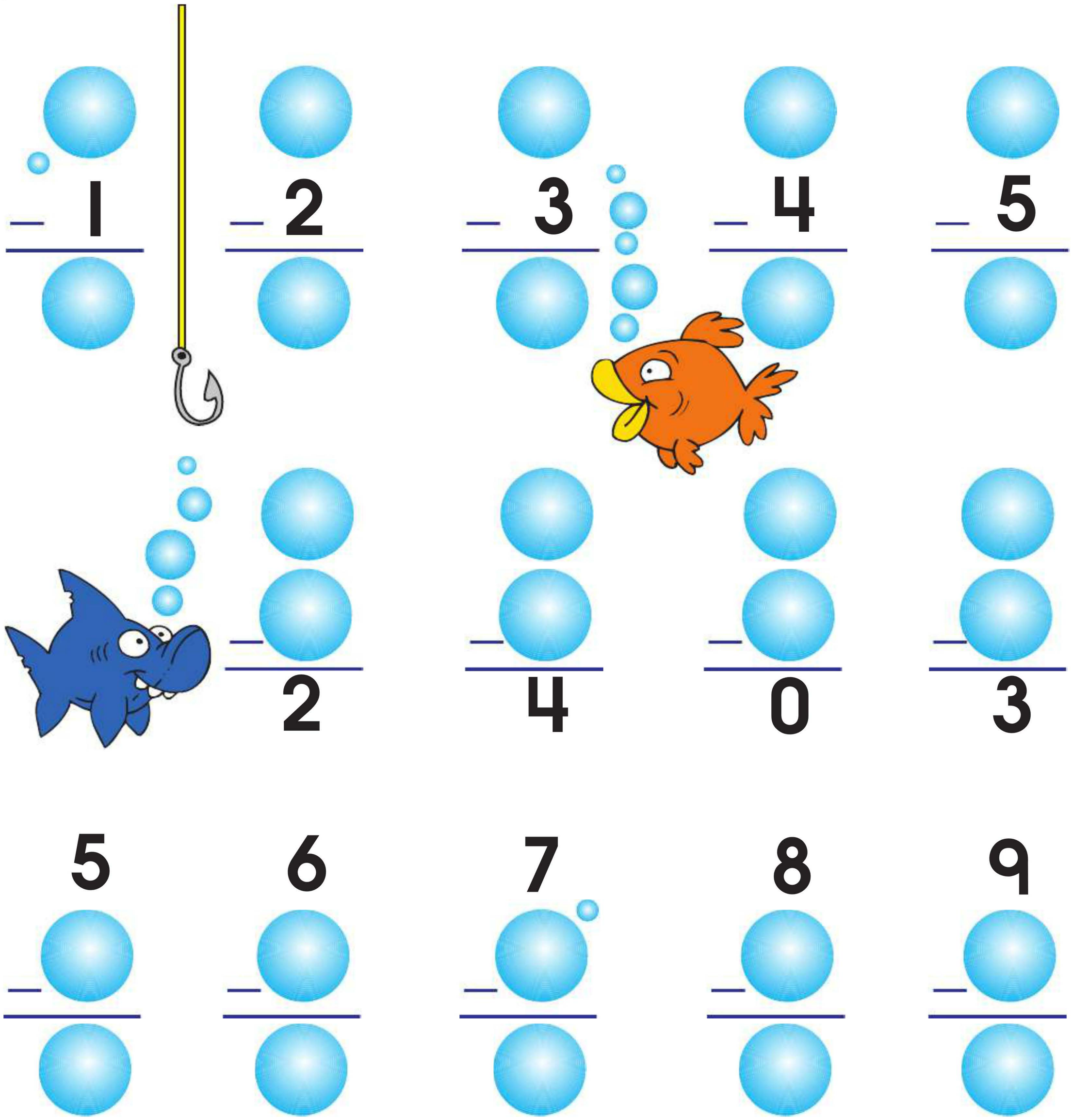

© Carson-Dellosa • CD-704555

A Nose for Subtraction

Directions: Cut out the elephant heads at the bottom of the page. Glue each head on the body with the correct answer.

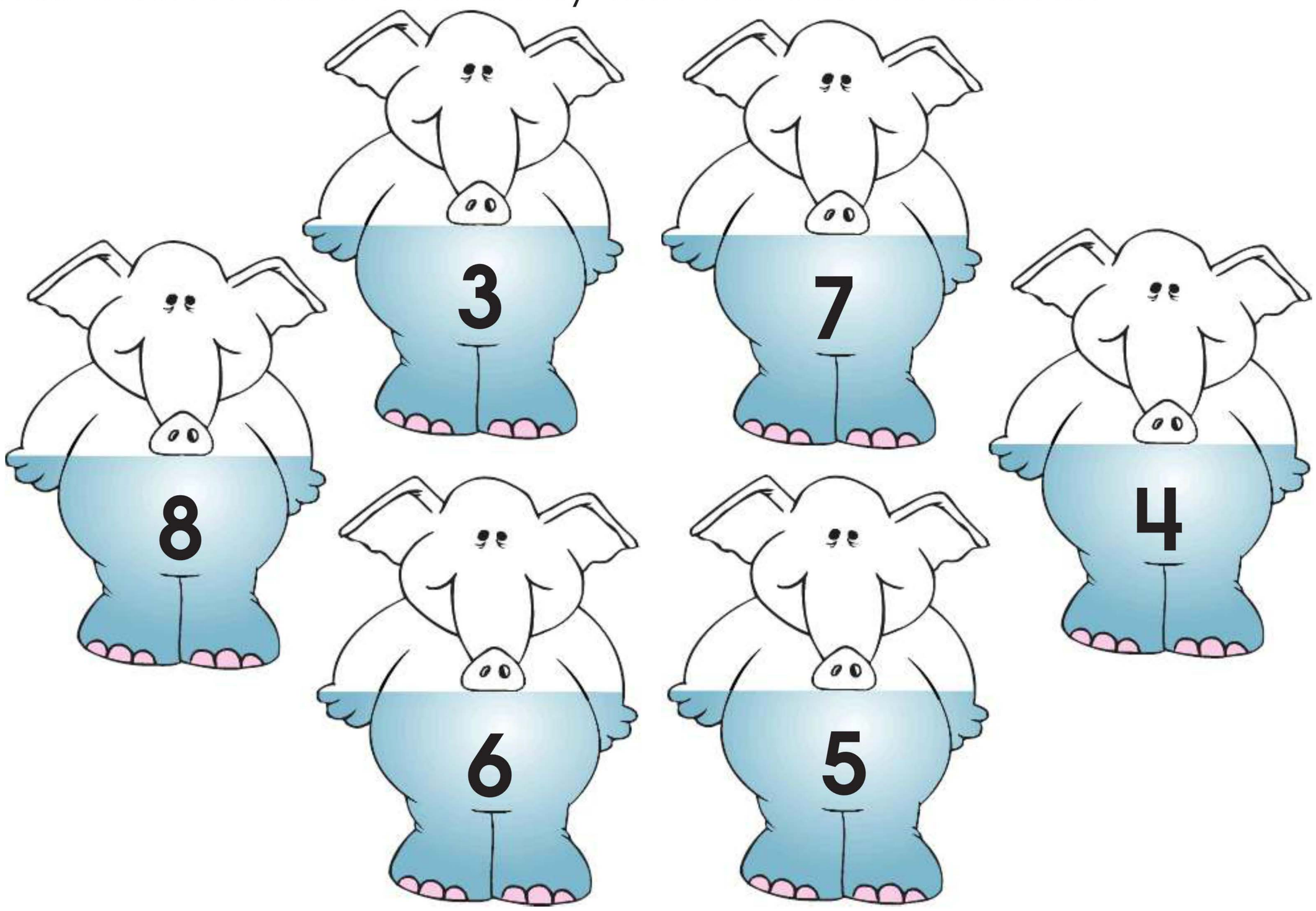

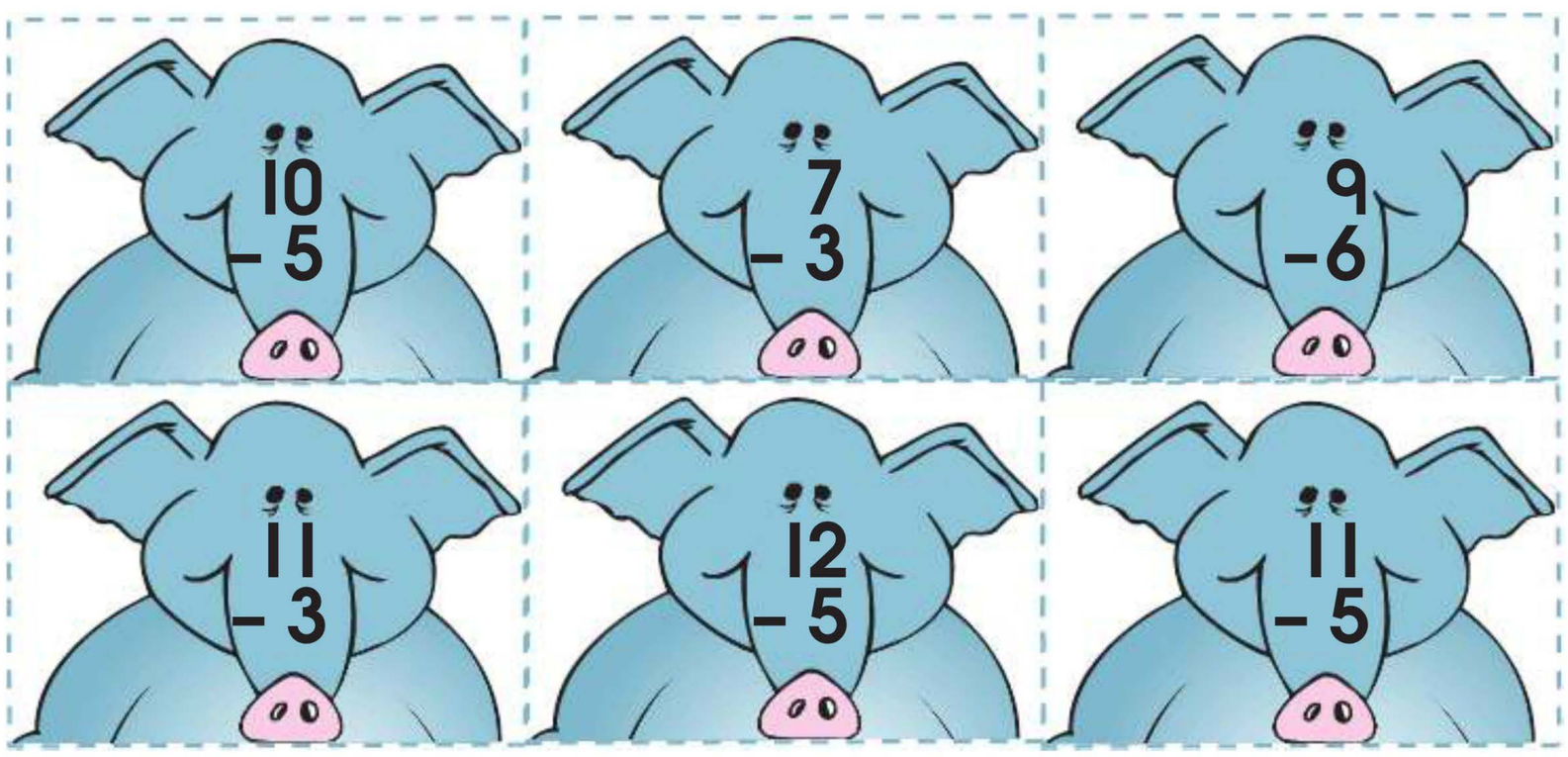

© Carson-Dellosa • CD-704555

Name _____

Subtraction Facts Through 12

Directions: Subtract.

11 −9 _____	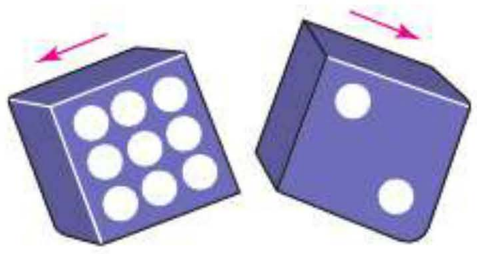 11 −2 _____	11 −8 _____	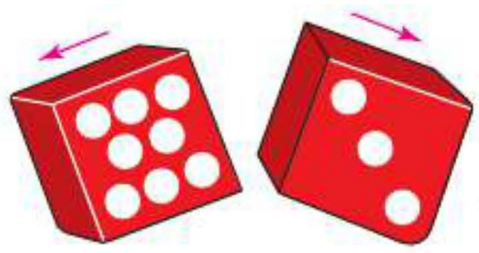 11 −3 _____
11 −6 _____	 11 −5 _____	11 −7 _____	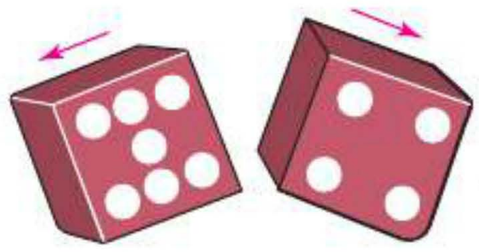 11 −4 _____
12 −8 _____	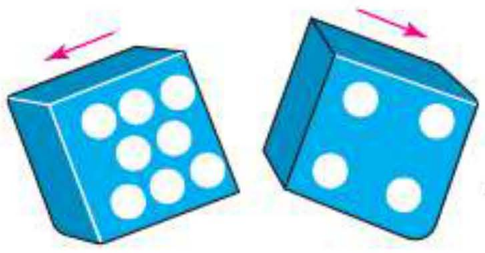 12 −4 _____	12 −7 _____	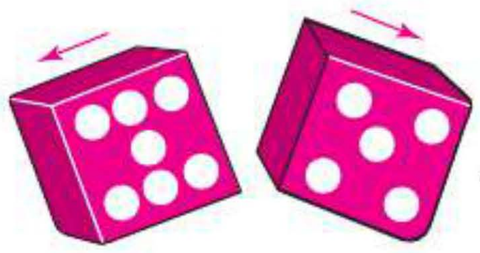 12 −5 _____
12 −9 _____	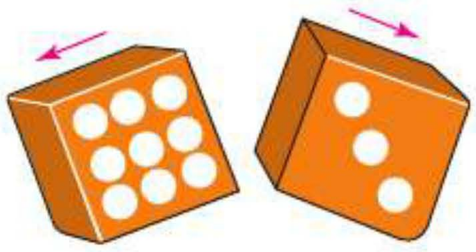 12 −3 _____	12 −6 _____	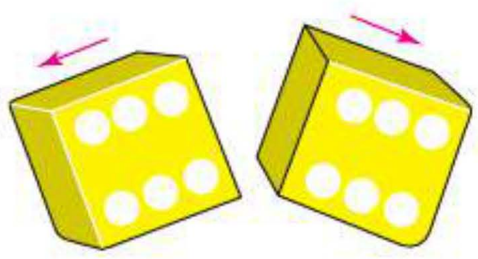

Directions: Subtract.

11 −3 _____	11 −6 _____	12 −3 _____	11 −8 _____	12 −7 _____	12 −9 _____
11 −7 _____	12 −4 _____	12 −5 _____	12 −6 _____	11 −2 _____	12 −8 _____

© Carson-Dellosa • CD-704555

Subtraction Facts Through 18

Directions: Subtract.

Example:

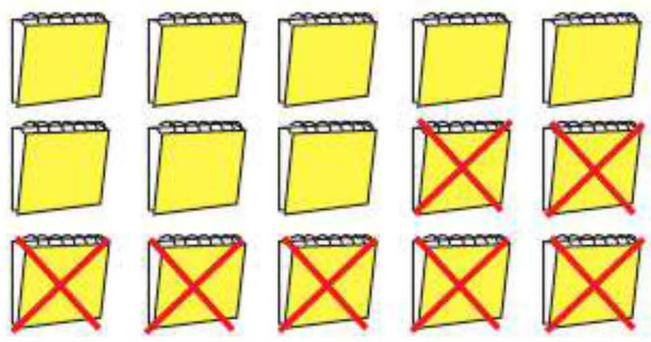

$$\begin{array}{r} 15 \\ -\ 7 \\ \hline 8 \end{array}$$

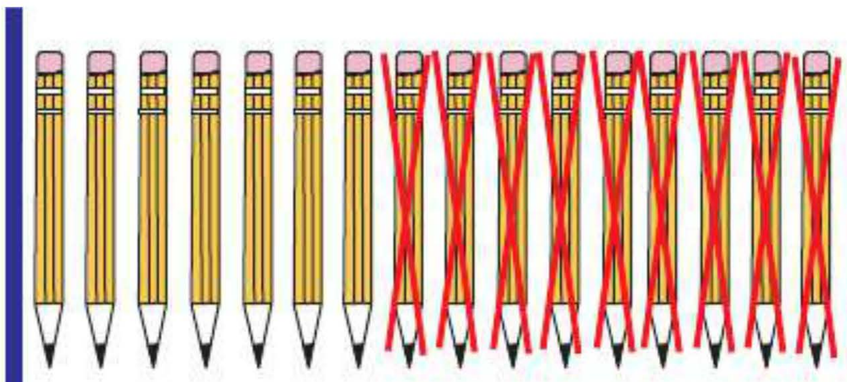

$$\begin{array}{r} 16 \\ -\ 9 \\ \hline \end{array}$$

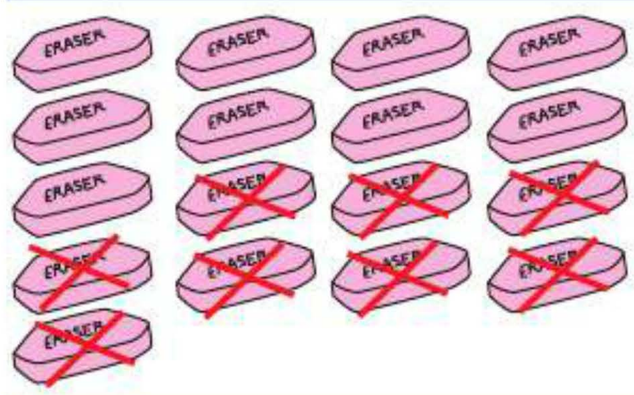

$$\begin{array}{r} 17 \\ -\ 8 \\ \hline \end{array}$$

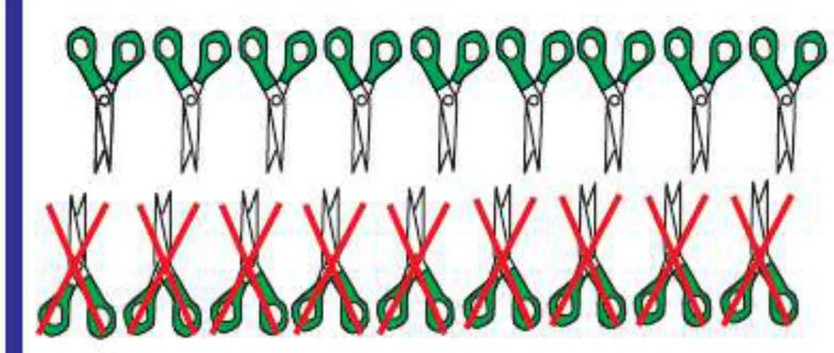

$$\begin{array}{r} 18 \\ -\ 9 \\ \hline \end{array}$$

Directions: Subtract.

$\begin{array}{r} 18 \\ -\ 9 \\ \hline \end{array}$	$\begin{array}{r} 13 \\ -\ 5 \\ \hline \end{array}$	$\begin{array}{r} 16 \\ -\ 8 \\ \hline \end{array}$	$\begin{array}{r} 17 \\ -\ 9 \\ \hline \end{array}$	$\begin{array}{r} 14 \\ -\ 6 \\ \hline \end{array}$	$\begin{array}{r} 13 \\ -\ 9 \\ \hline \end{array}$
$\begin{array}{r} 17 \\ -\ 8 \\ \hline \end{array}$	$\begin{array}{r} 15 \\ -\ 9 \\ \hline \end{array}$	$\begin{array}{r} 14 \\ -\ 5 \\ \hline \end{array}$	$\begin{array}{r} 13 \\ -\ 6 \\ \hline \end{array}$	$\begin{array}{r} 16 \\ -\ 7 \\ \hline \end{array}$	$\begin{array}{r} 12 \\ -\ 4 \\ \hline \end{array}$
$\begin{array}{r} 14 \\ -\ 7 \\ \hline \end{array}$	$\begin{array}{r} 15 \\ -\ 8 \\ \hline \end{array}$	$\begin{array}{r} 16 \\ -\ 9 \\ \hline \end{array}$	$\begin{array}{r} 12 \\ -\ 7 \\ \hline \end{array}$	$\begin{array}{r} 15 \\ -\ 7 \\ \hline \end{array}$	$\begin{array}{r} 13 \\ -\ 4 \\ \hline \end{array}$
$\begin{array}{r} 15 \\ -\ 6 \\ \hline \end{array}$	$\begin{array}{r} 14 \\ -\ 8 \\ \hline \end{array}$	$\begin{array}{r} 12 \\ -\ 3 \\ \hline \end{array}$	$\begin{array}{r} 13 \\ -\ 9 \\ \hline \end{array}$	$\begin{array}{r} 14 \\ -\ 9 \\ \hline \end{array}$	$\begin{array}{r} 11 \\ -\ 3 \\ \hline \end{array}$

© Carson-Dellosa • CD-704555

Name _____

"Grrreat" Picture

Directions: Subtract. Write the answer in the space. Then, color the spaces according to the answers.

1 = white 2 = purple 3 = black 4 = green 5 = yellow
6 = blue 7 = pink 8 = gray 9 = orange 10 = red



© Carson-Dellosa • CD-704555

Connect the Facts

Directions: Solve the subtraction problems below.



© Carson-Dellosa • CD-704555

Name _____

Swamp Stories

Directions: Read the story. Subtract to find the difference. Write the number in the box.



$$\begin{array}{r} 4 \\ -\ 1 \\ \hline \square \end{array}$$

4 alligators were in the water. 1 got out. How many alligators were left in the water?



$$\begin{array}{r} 6 \\ -\ 2 \\ \hline \square \end{array}$$

6 frogs were sitting on lily pads. 2 hopped away. How many frogs were left on the lily pads?



$$\begin{array}{r} 5 \\ -\ 3 \\ \hline \square \end{array}$$

5 ducks were in the water. 3 flew away. How many ducks were left in the water?

© Carson-Dellosa • CD-704555

More Animal Stories

Directions: Subtract to find the difference. Cut out the subtraction sentences and glue them in the correct boxes. Write the difference in each small box.



How many toucans were left?



How many lion cubs were left?



How many monkeys were left?



How many snakes were left?

$$\begin{array}{r} 3 \\ -\ 1 \\ \hline \square \end{array} \qquad \begin{array}{r} 4 \\ -\ 2 \\ \hline \square \end{array} \qquad \begin{array}{r} 5 \\ -\ 1 \\ \hline \square \end{array} \qquad \begin{array}{r} 4 \\ -\ 1 \\ \hline \square \end{array}$$

© Carson-Dellosa • CD-704555

Facts Through 5

Directions: Add or subtract.

Examples:

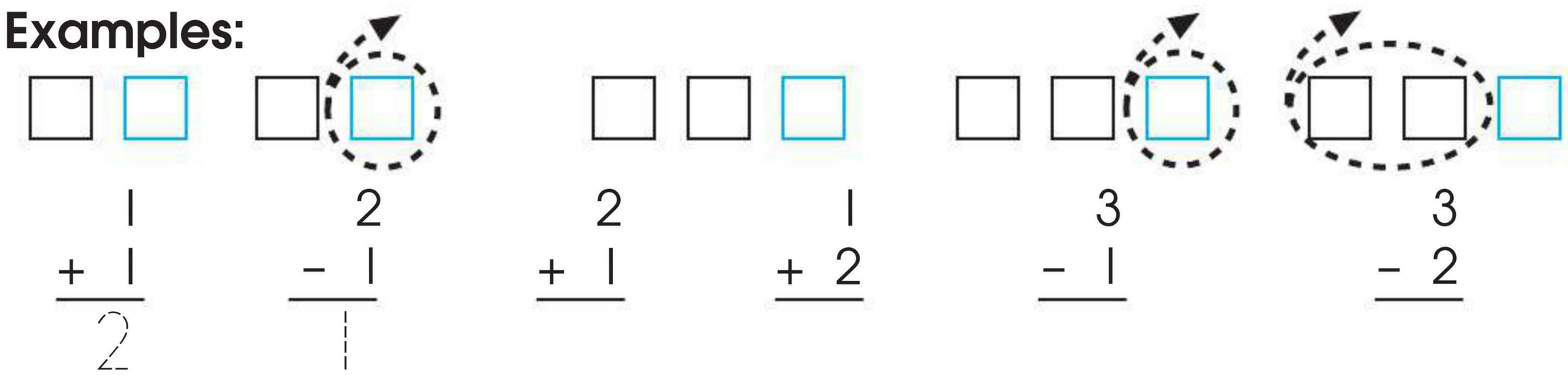

3 + 1 1 + 3 4 − 1 4 − 3	2 + 2 4 − 2	4 + 0 0 + 4 4 − 0 4 − 4
3 + 2 2 + 3 5 − 2 5 − 3	4 + 1 1 + 4 5 − 1 5 − 4	5 + 0 0 + 5 5 − 0 5 − 5

© Carson-Dellosa • CD-704555

Name _____

Facts for 6 and 7

Directions: Add or subtract.

Examples:

$5 + 1 = 6$

$1 + 5$

$6 - 1 = 5$

$6 - 5$

$3 + 3$

$6 - 3$

$4 + 2$

$2 + 4$

$6 - 2$

$6 - 4$

$4 + 3$

$3 + 4$

$7 - 3$

$7 - 4$

$5 + 2$

$2 + 5$

$7 - 2$

$7 - 5$



$6 + 1$

$1 + 6$

$7 - 1$

$7 - 6$

$3 + 3$

$5 + 2$

$6 + 0$

$7 - 7$

$7 - 4$

$6 - 2$

© Carson-Dellosa • CD-704555

Facts for 8

Directions: Add or subtract.

Examples:

5 + 3 = 8



3 + 5 =

8 − 3 = 5

8 − 5 =

4 + 4 =

8 − 4 =

6 + 2 =

8 − 2 =

2 + 6 =

8 − 6 =

7 + 1 =

8 − 1 =

1 + 7 =

8 − 7 =

2 + 6 =

8 − 1 =

4 + 3 =

7 − 6 =

5 + 1 =

8 − 5 =

3 + 5 =

6 − 3 =

7 + 1 =

8 − 0 =

0 + 8 =

8 − 2 =

© Carson-Dellosa • CD-704555

Name _____

Facts for 9

Directions: Add or subtract.

Examples:

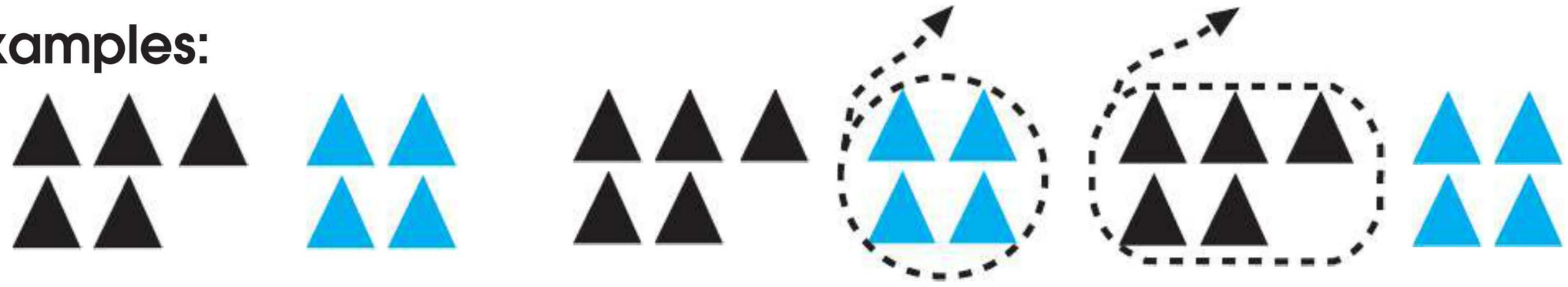

$5 + 4 = 9$ $\quad$ $4 + 5 =$ $\quad$ $9 - 4 = 5$ $\quad$ $9 - 5 =$

$6 + 3 =$ $\quad$ $3 + 6 =$

$9 - 3 =$ $\quad$ $9 - 6 =$



$7 + 2 =$ $\quad$ $2 + 7 =$

$9 - 2 =$ $\quad$ $9 - 7 =$



$8 + 1 =$ $\quad$ $1 + 8 =$

$9 - 1 =$ $\quad$ $9 - 8 =$

$5 + 4 =$ $\quad$ $2 + 7 =$ $\quad$ $6 + 1 =$ $\quad$ $9 + 0 =$ $\quad$ $1 + 8 =$ $\quad$ $4 + 4 =$

$9 - 5 =$ $\quad$ $7 - 3 =$ $\quad$ $9 - 8 =$ $\quad$ $9 - 3 =$ $\quad$ $9 - 9 =$ $\quad$ $9 - 0 =$

© Carson-Dellosa • CD-704555

Facts for 10

Directions: Add or subtract.

Examples:

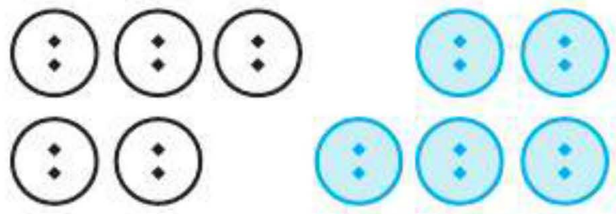

$$\begin{array}{r} 5 \\ +\ 5 \\ \hline 10 \end{array} \qquad \begin{array}{r} 10 \\ -\ 5 \\ \hline 5 \end{array}$$

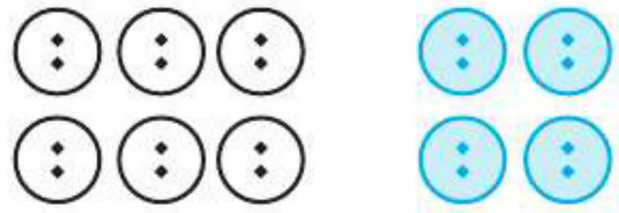

$$\begin{array}{r} 6 \\ +\ 4 \\ \hline \end{array} \qquad \begin{array}{r} 10 \\ -\ 4 \\ \hline \end{array} \qquad \begin{array}{r} 4 \\ +\ 6 \\ \hline \end{array} \qquad \begin{array}{r} 10 \\ -\ 6 \\ \hline \end{array}$$

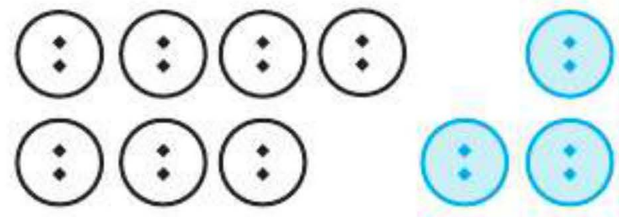

$$\begin{array}{r} 7 \\ +\ 3 \\ \hline \end{array} \qquad \begin{array}{r} 10 \\ -\ 3 \\ \hline \end{array} \qquad \begin{array}{r} 3 \\ +\ 7 \\ \hline \end{array} \qquad \begin{array}{r} 10 \\ -\ 7 \\ \hline \end{array}$$

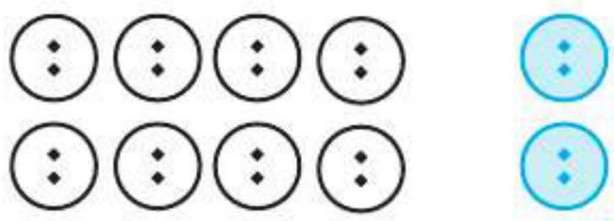

$$\begin{array}{r} 8 \\ +\ 2 \\ \hline \end{array} \qquad \begin{array}{r} 10 \\ -\ 2 \\ \hline \end{array} \qquad \begin{array}{r} 2 \\ +\ 8 \\ \hline \end{array} \qquad \begin{array}{r} 10 \\ -\ 8 \\ \hline \end{array}$$

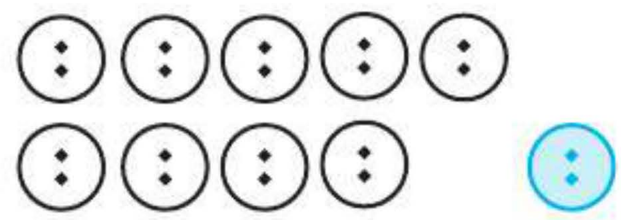

$$\begin{array}{r} 9 \\ +\ 1 \\ \hline \end{array} \qquad \begin{array}{r} 10 \\ -\ 1 \\ \hline \end{array} \qquad \begin{array}{r} 1 \\ +\ 9 \\ \hline \end{array} \qquad \begin{array}{r} 10 \\ -\ 9 \\ \hline \end{array}$$

$$\begin{array}{r} 4 \\ +\ 6 \\ \hline \end{array} \qquad \begin{array}{r} 5 \\ +\ 5 \\ \hline \end{array} \qquad \begin{array}{r} 9 \\ +\ 1 \\ \hline \end{array} \qquad \begin{array}{r} 10 \\ -\ 8 \\ \hline \end{array} \qquad \begin{array}{r} 10 \\ -\ 3 \\ \hline \end{array} \qquad \begin{array}{r} 10 \\ -\ 0 \\ \hline \end{array}$$

© Carson-Dellosa • CD-704555

Name _____

Problem Solving

Directions: Solve each problem.

Example:



4 leaves on the ground
+ 3 leaves falling
7 leaves in all

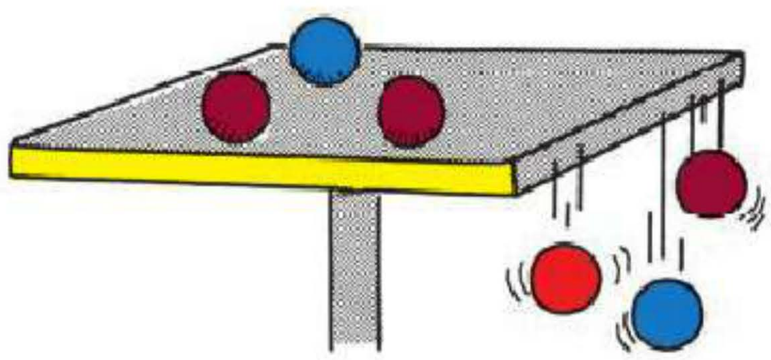

___ balls in all
− ___ balls falling
___ balls not falling



___ fish by a rock
+ ___ more fish coming
___ fish in all



___ pencils in all
− ___ pencils taken
___ pencils not taken



___ puppies on a rug
+ ___ more puppies coming
___ puppies in all

© Carson-Dellosa • CD-704555

Checkup

Directions: Add.

2 + 4	7 + 3	4 + 5	6 + 2	2 + 3	4 + 0
4 + 3	1 + 5	2 + 8	3 + 3	6 + 4	2 + 1
3 + 1	7 + 0	8 + 1	5 + 2	3 + 6	5 + 5

Directions: Subtract.

3 − 3	5 − 2	10 − 6	9 − 2	7 − 3	10 − 5
9 − 1	8 − 7	1 − 0	6 − 4	8 − 5	10 − 8
9 − 6	4 − 3	6 − 3	7 − 5	10 − 9	8 − 4

© Carson-Dellosa • CD-704555

Name _____

Addition and Subtraction

Directions: Solve the number problem under each picture. Write **+** or **–** to show if you should add or subtract.

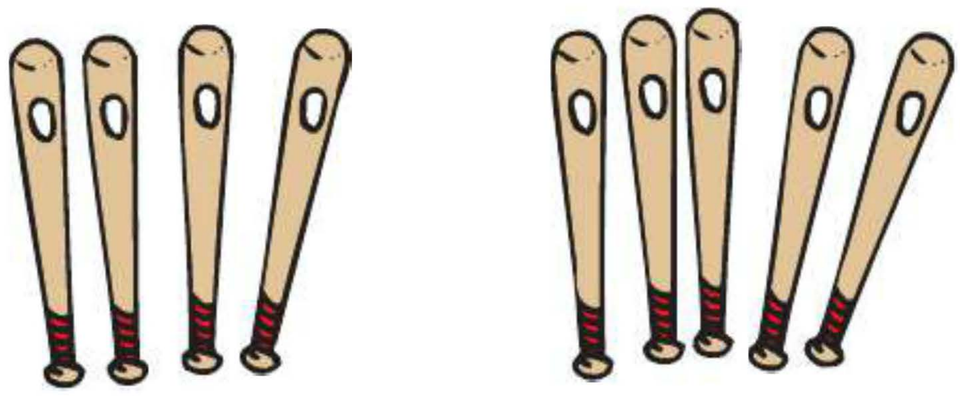



Example:

How many s in all?

4 + **5 =** _____

How many s in all?

7 **5 =** _____





Example:

How many s are left?

12 – **3 =** _____

How many s are left?

15 **8 =** _____

How many s in all?

5 **8 =** _____

How many s are left?

11 **4 =** _____

© Carson-Dellosa • CD-704555

Name _____

Hopping Around

Directions: Write the number sentence on the line below each number line.



Example:

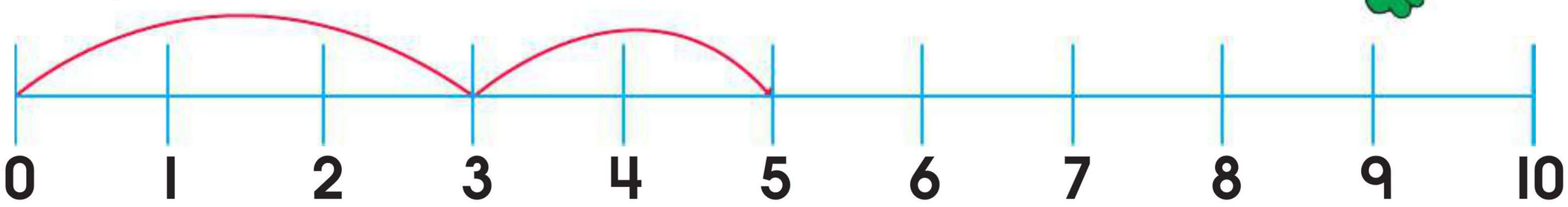

3 + 2 = 5

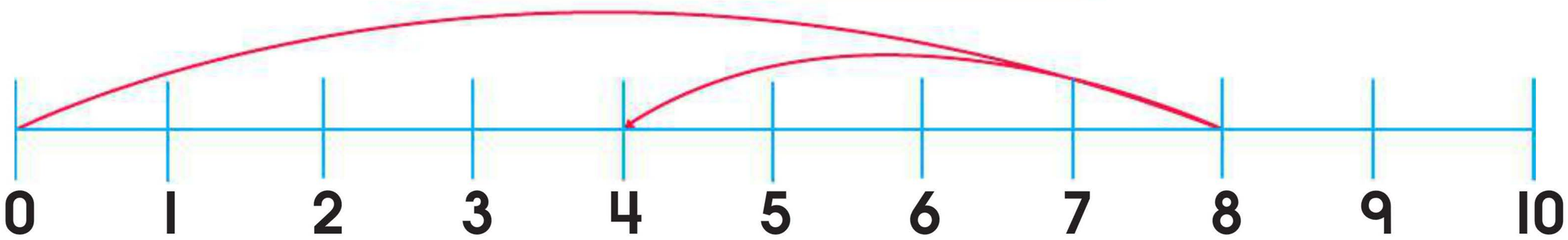

_____

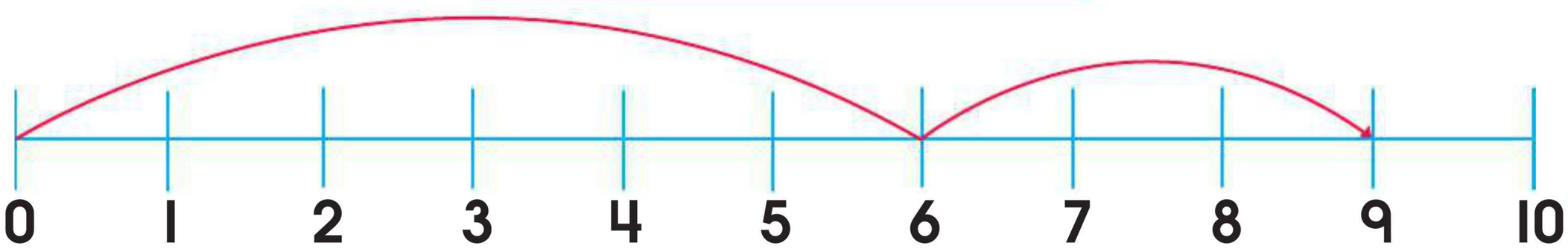

_____

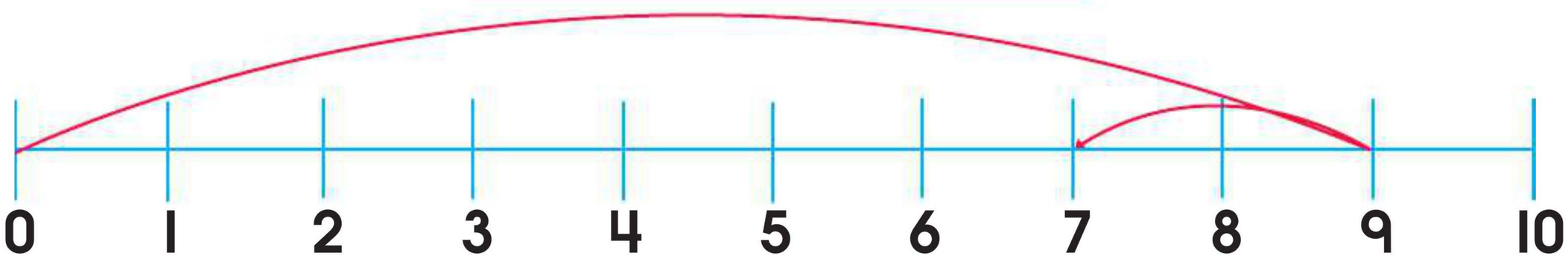

_____

© Carson-Dellosa • CD-704555

Sums and Differences

Directions: Color two numbers in each box to show the given sum or difference.

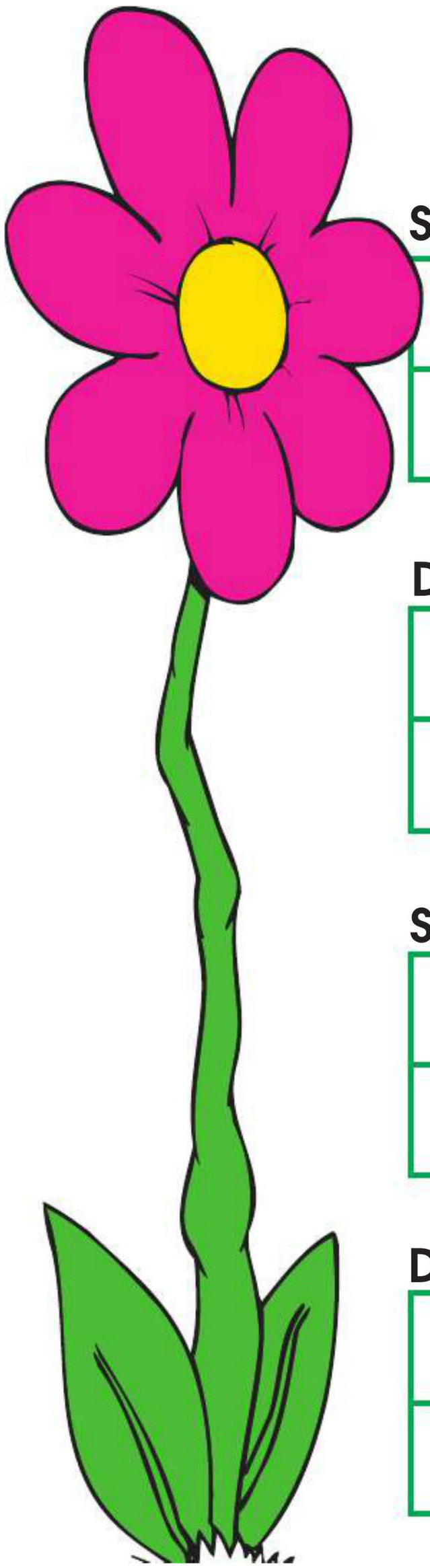



Sum of 8

3	7	3	6	6	5	3	8
1	4	7	2	4	4	1	5

Difference of 1

6	3	5	9	8	5	5	2
1	5	10	7	3	2	4	0

Sum of 9

0	5	4	3	8	3	5	5
6	4	6	2	1	2	7	2

Difference of 2

6	9	4	10	5	8	0	2
1	4	7	5	1	10	7	3

© Carson-Dellosa • CD-704555

Name _____

Big Families

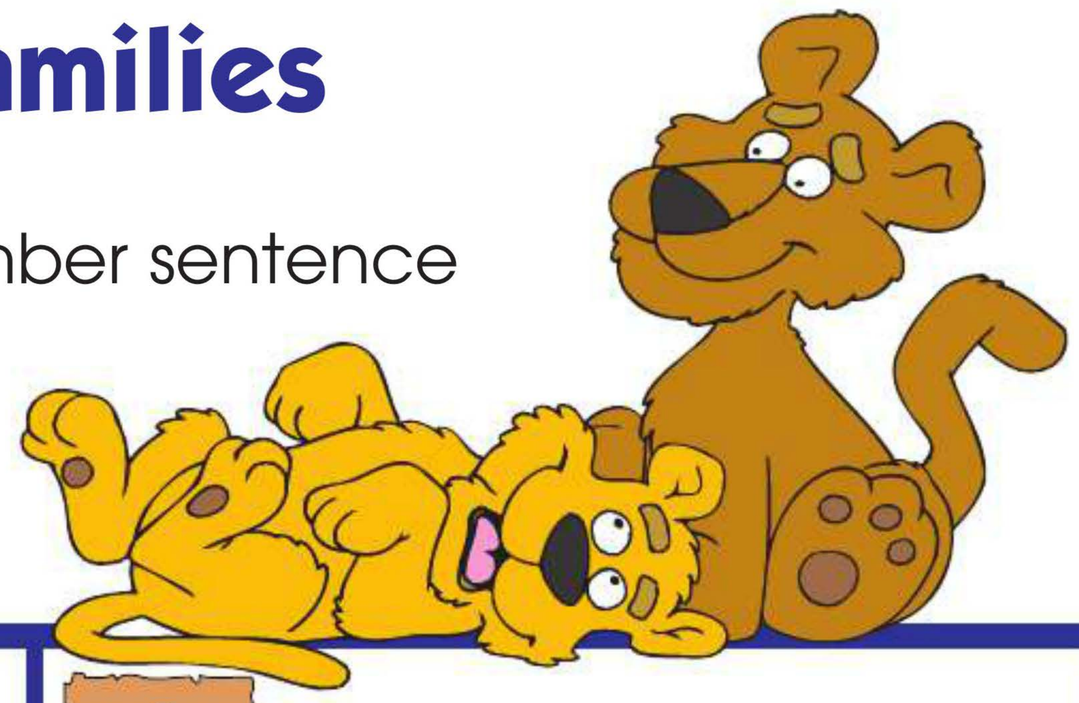

Directions: Complete each number sentence in each number family.

2

0 + ___ = 2
2 + 0 = ___
___ − 0 = 2
2 − 2 = ___

3

1 + 2 = ___
___ + 1 = 3
3 − ___ = 2
3 − 2 = ___

4

___ + 3 = 4
3 + 1 = ___
4 − ___ = 3
___ − 3 = 1

5

2 + 3 = ___
___ + 2 = 5
5 − ___ = 3
___ − 3 = 2

6

2 + ___ = 6
4 + 2 = ___
6 − ___ = 4
6 − 4 = ___

6

5 + ___ = 6
___ + ___ = ___
6 − ___ = 5
___ − 5 = ___

© Carson-Dellosa • CD-704555

Help the Hippo

Directions: Use the numbers in each thought bubble to write the number family.

Example:

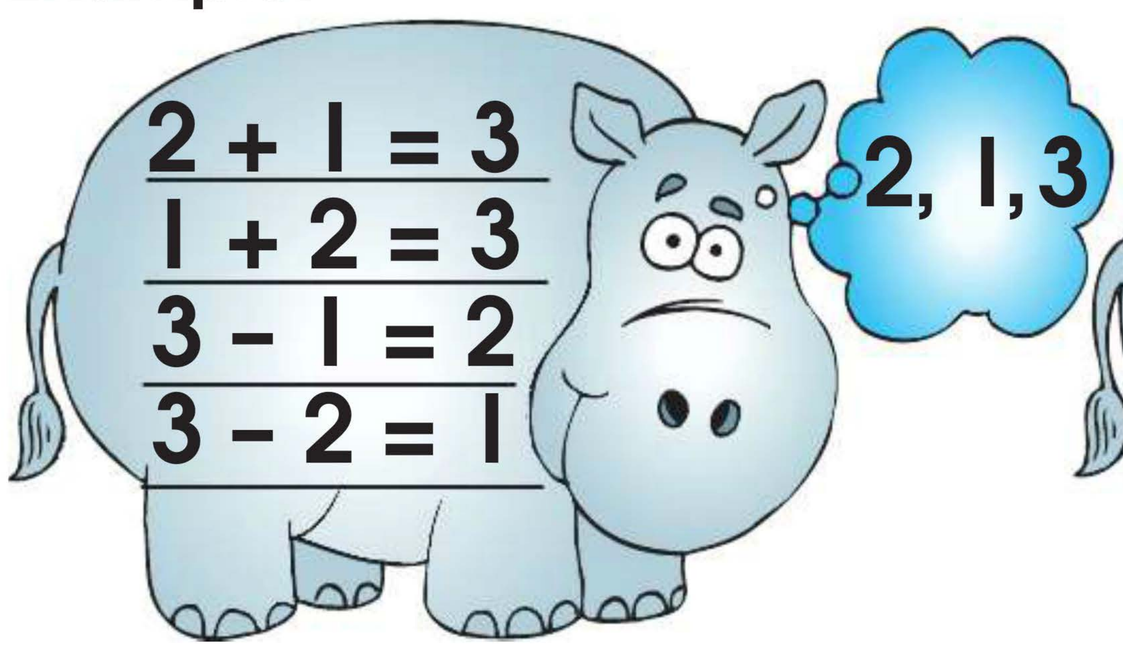









© Carson-Dellosa • CD-704555

Name _____

Place Value: Ones, Tens

The **place value** of a digit or numeral is shown by where it is in the number. For example, in the number **23**, **2** has the place value of **tens**, and **3** is **ones**.

Directions: Add the tens and ones and write your answers in the blanks.

Example:



3 tens + 3 ones = 33

tens ones

7 tens + 5 ones = _____

2 tens + 3 ones = _____

5 tens + 2 ones = _____

5 tens + 4 ones = _____

9 tens + 5 ones = _____

tens ones

4 tens + 0 ones = _____

8 tens + 1 one = _____

1 ten + 1 one = _____

6 tens + 3 ones = _____

Directions: Draw a line to the correct number.

6 tens + 7 ones	73
4 tens + 2 ones	67
8 tens + 0 ones	51
7 tens + 3 ones	80
5 tens + 1 one	42

© Carson-Dellosa • CD-704555

Finding Place Value: Ones and Tens

Directions: Write the numbers for the tens and ones. Then add.

Example:



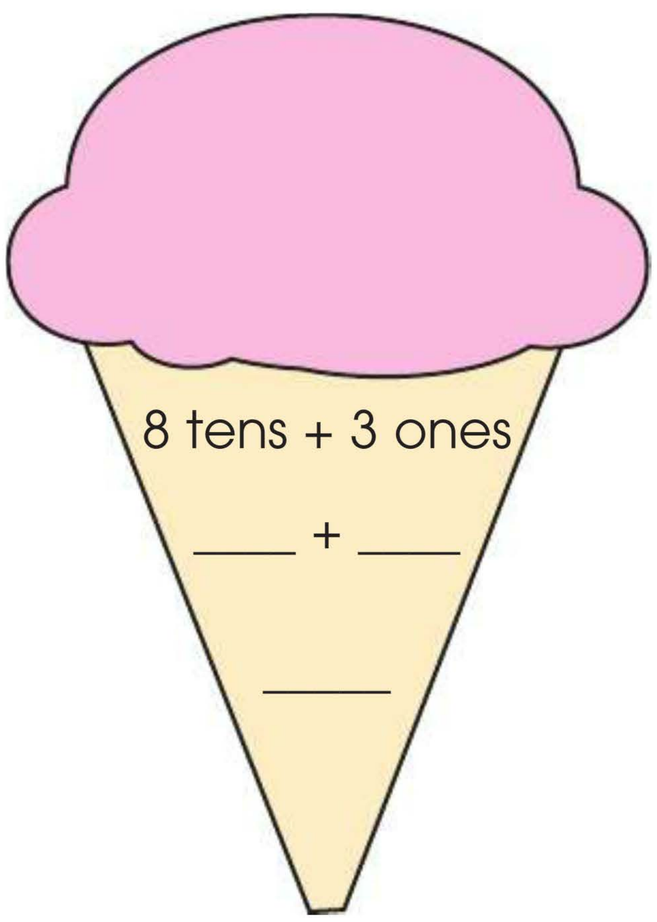

© Carson-Dellosa • CD-704555

Name _____

Numbers 11 Through 18

1¢

10¢

10¢

Directions: Complete the problems.

Example:

___1___ ten ___1___ one = ___1___ 1

_____ ten _____ ones = _____

_____ ten _____ ones = _____



_____ ten _____ ones = _____

_____ ten _____ ones = _____

_____ ten _____ ones = _____

_____ ten _____ ones = _____



_____ ten _____ ones = _____

© Carson-Dellosa • CD-704555

Numbers 19 Through 39

Directions: Complete the problems.

Example:

2 tens = 20



_____ tens _____ ones = _____

_____ tens _____ ones = _____



_____ tens _____ ones = _____

_____ tens = _____

_____ tens _____ ones = _____

_____ tens _____ ones = _____

_____ tens _____ ones = _____

© Carson-Dellosa • CD-704555

Name _____

Numbers 40 Through 99

Directions: Complete the problems.

Example:

4 tens = 40

_____ tens _____ ones = _____



_____ tens _____ ones = _____

_____ tens _____ ones = _____

_____ tens = _____

_____ tens _____ ones = _____

_____ tens _____ ones = _____

_____ tens _____ ones = _____

© Carson-Dellosa • CD-704555

Name _____

Numbers Through 99

Directions: Complete the problems.

Example:

4 tens 6 ones = 46

1 ten 2 ones = _____

3 tens 7 ones = _____

2 tens 4 ones = _____

9 tens = _____

6 tens = _____

5 tens 3 ones = _____

7 tens 8 ones = _____

1 ten 1 one = _____

8 tens 4 ones = _____

3 tens 5 ones = _____

4 tens 9 ones = _____

9 tens 6 ones = _____

2 tens 1 one = _____

5 tens 7 ones = _____

1 ten 9 ones = _____

8 tens 8 ones = _____

6 tens 7 ones = _____

7 tens 2 ones = _____

9 tens 5 ones = _____

4 tens 1 one = _____

3 tens 4 ones = _____

6 tens 6 ones = _____

8 tens 9 ones = _____

2 tens = _____

5 tens = _____

© Carson-Dellosa • CD-704555

Name _____

Hundreds, Tens, and Ones

Directions: Count the groups of crayons. Write the number of hundreds, tens, and ones.

Example:



Hundreds	Tens	Ones
1	1	3

1 Hundred + 1 Ten + 3 Ones

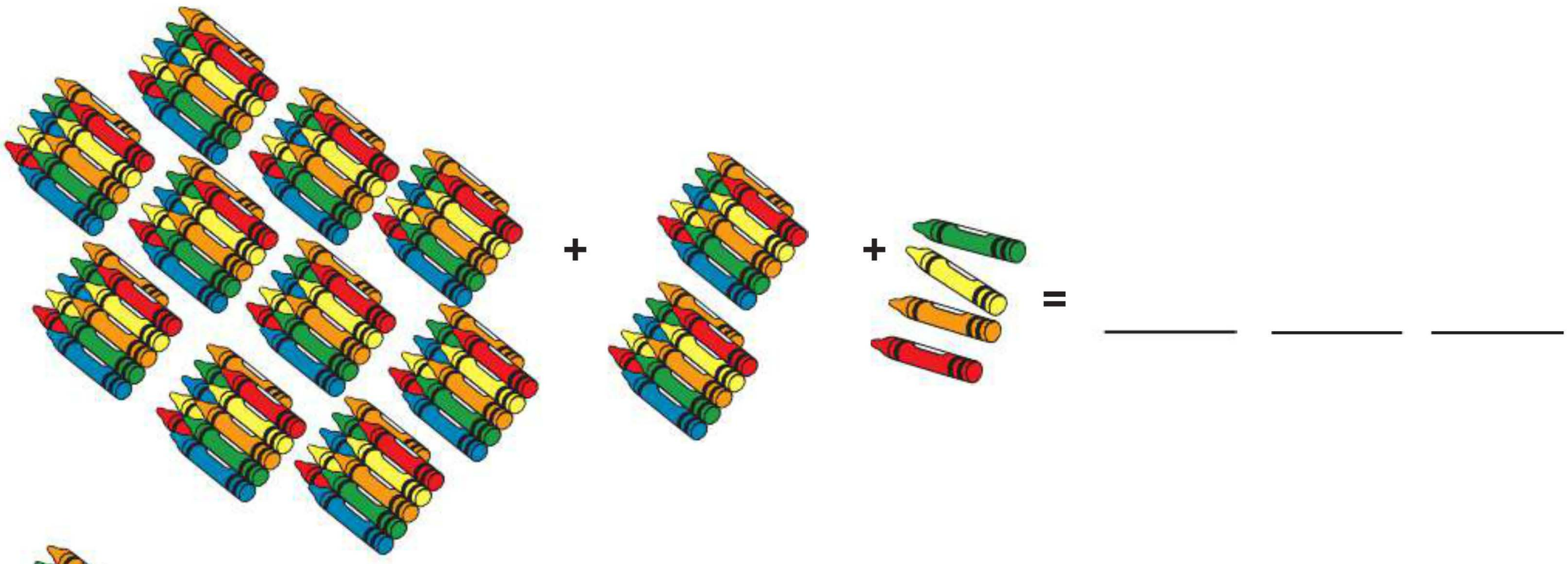

_____	_____	_____

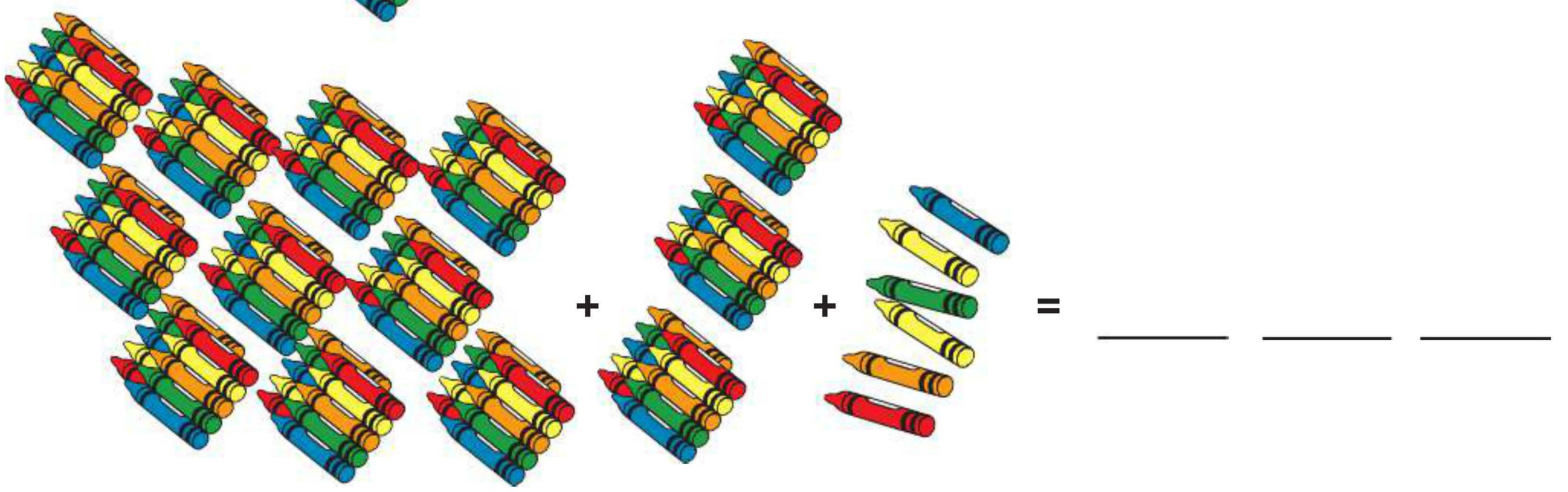

_____	_____	_____

© Carson-Dellosa • CD-704555

Name _____

What Big Numbers!

Directions: Write each number.

Example:

Hundreds	Tens	Ones
■	|||	● ●

___ hundreds
___ tens
___ ones = 132

Hundreds	Tens	Ones
■ ■ ■	|||	● ● ● ● ● ● ● ● ●

___ hundreds
___ tens
___ ones = _____

Hundreds	Tens	Ones
■ ■		● ● ● ● ● ● ● ● ●

___ hundreds
___ tens
___ ones = _____

Hundreds	Tens	Ones
■ ■ ■	||||	● ● ● ● ●

___ hundreds
___ tens
___ ones = _____

Hundreds	Tens	Ones
■	||||	● ● ● ● ● ● ● ● ●

___ hundreds
___ tens
___ ones = _____

Hundreds	Tens	Ones
■ ■ ■ ■ ■	|	●

___ hundreds
___ tens
___ ones = _____

Hundreds	Tens	Ones
■ ■		● ● ● ● ● ● ● ● ●

___ hundreds
___ tens
___ ones = _____

Hundreds	Tens	Ones
■ ■ ■ ■ ■ ■	||||| |	● ● ●

___ hundreds
___ tens
___ ones = _____

Hundreds	Tens	Ones
■ ■ ■	||||	● ● ● ● ●

___ hundreds
___ tens
___ ones = _____

Hundreds	Tens	Ones
■ ■	||||| |||	● ● ● ● ● ● ●

___ hundreds
___ tens
___ ones = _____

© Carson-Dellosa • CD-704555

Name _____

Count 'Em Up!

Directions: Look at the example. Then, write the missing numbers in the blanks.

Example:

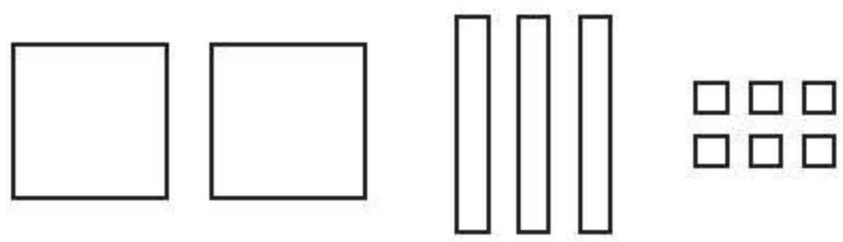

2 hundreds + 3 tens + 6 ones =

hundreds	tens	ones	
2	3	6	= 236



	hundreds	tens	ones	
3 hundreds + 4 tens + 8 ones =	3	4	8	= _____
___ hundreds + ___ ten + ___ ones =	2	1	7	= _____
___ hundreds + ___ tens + ___ ones =	6	3	5	= _____
___ hundreds + ___ tens + ___ ones =	4	7	9	= _____
___ hundreds + ___ tens + ___ ones =	2	9	4	= _____
___ hundreds + ___ tens + ___ ones =	4	2	0	= _____
3 hundreds + 1 ten + 3 ones = _____		_____	_____	= _____
3 hundreds + ___ tens + 7 ones = _____		5	_____	= _____
6 hundreds + 2 tens + ___ ones = _____		_____	8	= _____

© Carson-Dellosa • CD-704555

Up, Up, and Away

Directions: Use the code to color the balloons. If the answer has:

7 hundreds, color it **red**.
6 hundreds, color it **green**.
5 hundreds, color it **orange**.
8 tens, color it **yellow**.
3 ones, color it **brown**.



© Carson-Dellosa • CD-704555

Name _____

Place Value: Thousands

Directions: Study the example. Write the missing numbers.

Example:

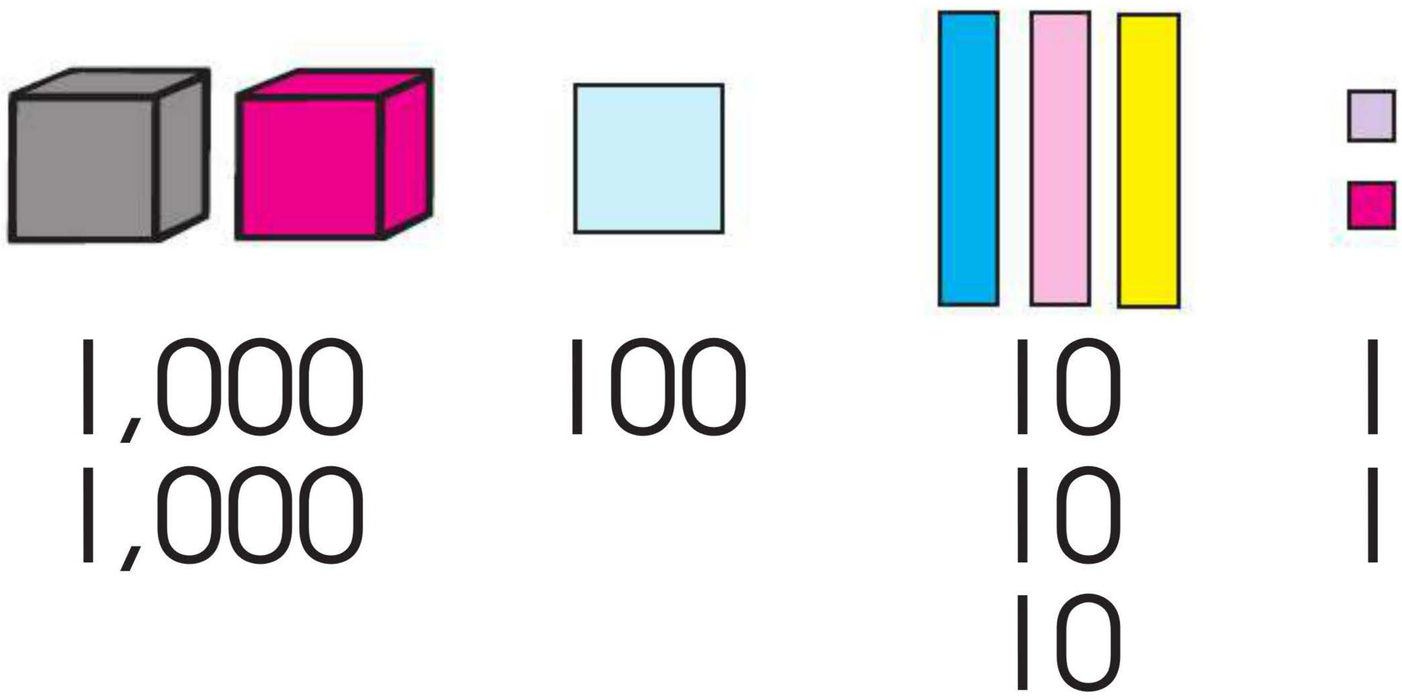

2 thousands + 1 hundred + 3 tens + 2 ones = 2,132

5,286 = ____ thousands + ____ hundreds + ____ tens + ____ ones

1,831 = ____ thousand + ____ hundreds + ____ tens + ____ one

8,972 = ____ thousands + ____ hundreds + ____ tens + ____ ones

4,528 = ____ thousands + ____ hundreds + ____ tens + ____ ones

3,177 = ____ thousands + ____ hundred + ____ tens + ____ ones

Directions: Draw a line to the number that has:

8 hundreds	7,103
5 ones	2,862
9 tens	5,996
7 thousands	1,485

© Carson-Dellosa • CD-704555

Place Value: Thousands

thousands	hundreds	tens	ones
6,	4	3	1

Directions: Tell which number is in each place.

★ Thousands place:

2,456 _____ 4,621 _____ 3,456 _____

★ Tens place:

4,286 _____ 1,234 _____ 5,678 _____

★ Hundreds place:

6,321 _____ 3,210 _____ 7,871 _____

★ Ones place:

5,432 _____ 6,531 _____ 9,980 _____

© Carson-Dellosa • CD-704555

Two-Digit Addition

Directions: Study the example. Follow the steps to add.

Example:

$$\begin{array}{r} 33 \\ +41 \\ \hline \end{array}$$

Step 1: Add the ones.

tens	ones
3	3
+4	1
	4

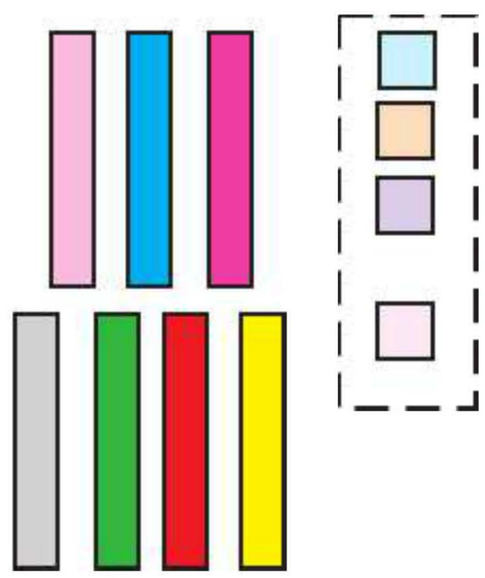

Step 2: Add the tens.

tens	ones
3	3
+4	1
7	4

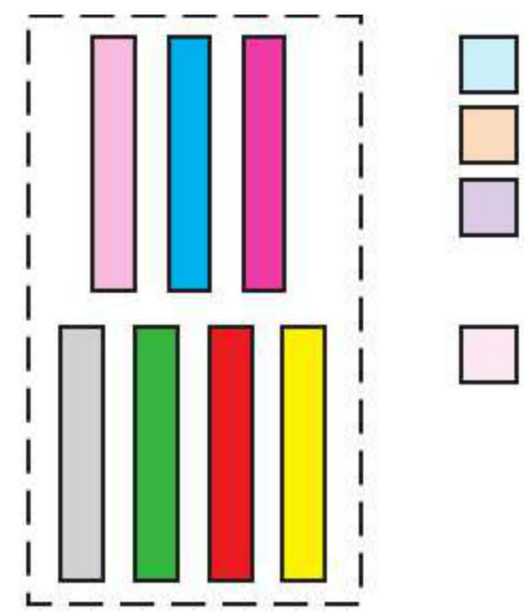

tens	ones
4	2
+2	4
6	6

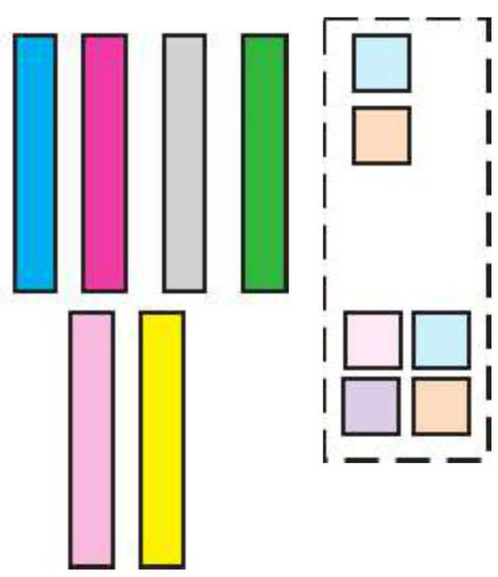

tens	ones
5	0
+4	7
9	7

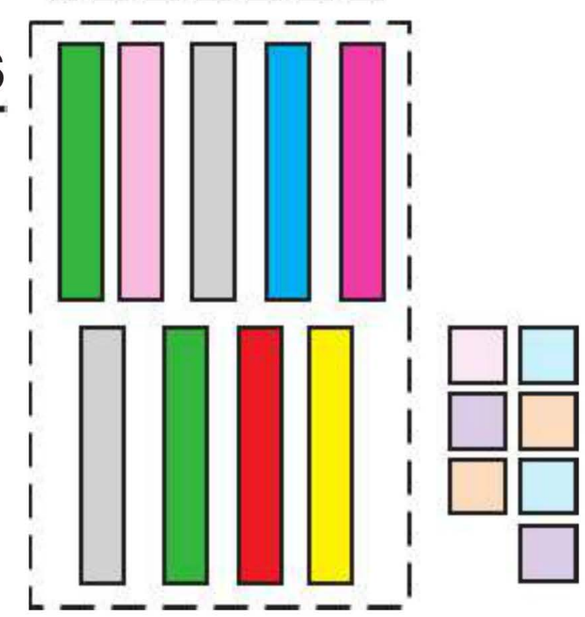

$$\begin{array}{r} 24 \\ +62 \\ \hline \end{array} \quad \begin{array}{r} 15 \\ +23 \\ \hline \end{array} \quad \begin{array}{r} 38 \\ +61 \\ \hline \end{array} \quad \begin{array}{r} 11 \\ +26 \\ \hline \end{array} \quad \begin{array}{r} 37 \\ +42 \\ \hline \end{array} \quad \begin{array}{r} 72 \\ +11 \\ \hline \end{array} \quad \begin{array}{r} 33 \\ +51 \\ \hline \end{array} \quad \begin{array}{r} 10 \\ +30 \\ \hline \end{array}$$

$$\begin{array}{r} 25 \\ +42 \\ \hline \end{array} \quad \begin{array}{r} 62 \\ +14 \\ \hline \end{array} \quad \begin{array}{r} 32 \\ +44 \\ \hline \end{array} \quad \begin{array}{r} 25 \\ +13 \\ \hline \end{array} \quad \begin{array}{r} 82 \\ +\ 6 \\ \hline \end{array} \quad \begin{array}{r} 91 \\ +\ 5 \\ \hline \end{array} \quad \begin{array}{r} 16 \\ +71 \\ \hline \end{array} \quad \begin{array}{r} 55 \\ +\ 3 \\ \hline \end{array}$$

© Carson-Dellosa • CD-704555

Two-Digit Addition

Directions: Add the total points scored in each game. Remember to add **ones** first and **tens** second.

Example:

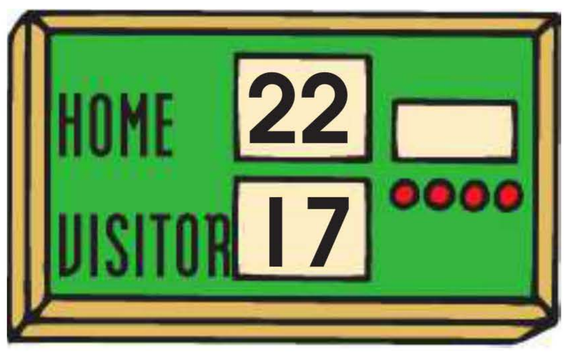

Total 39

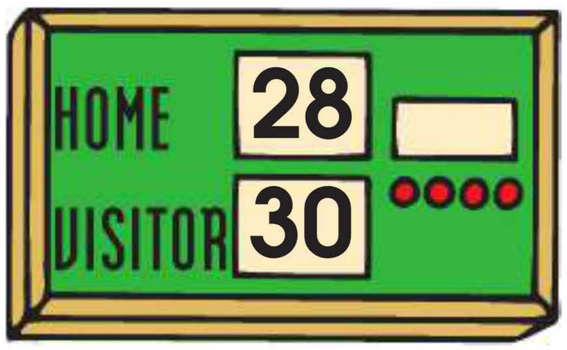

Total _____

Total _____

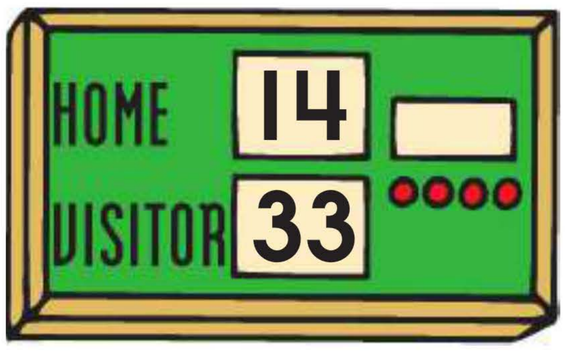

Total _____

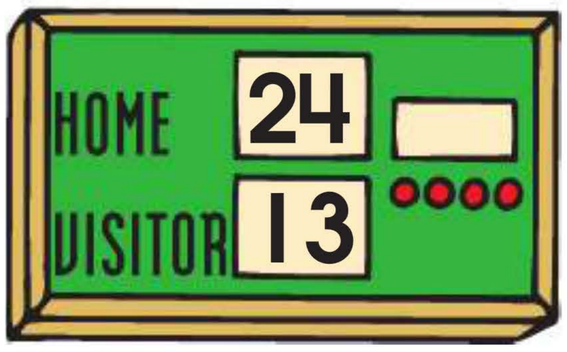

Total _____

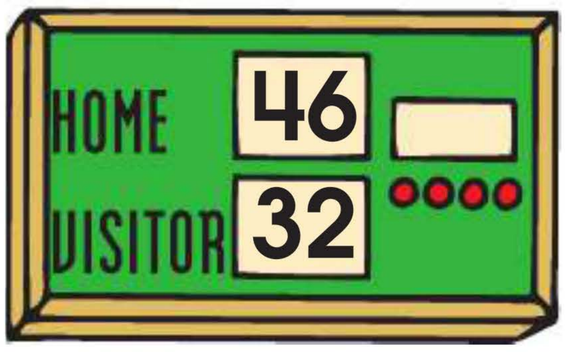

Total _____

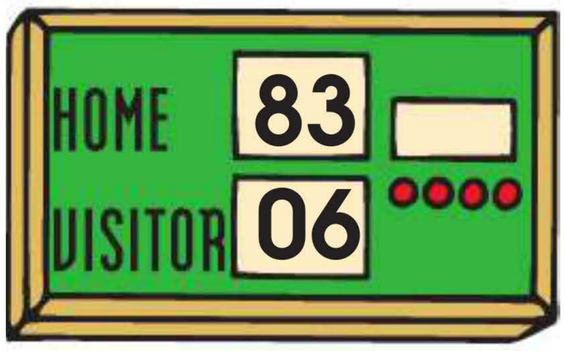

Total _____

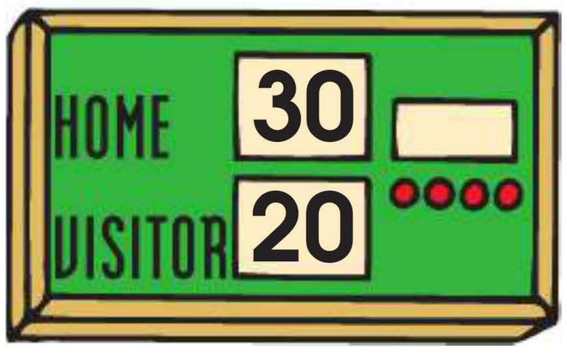

Total _____

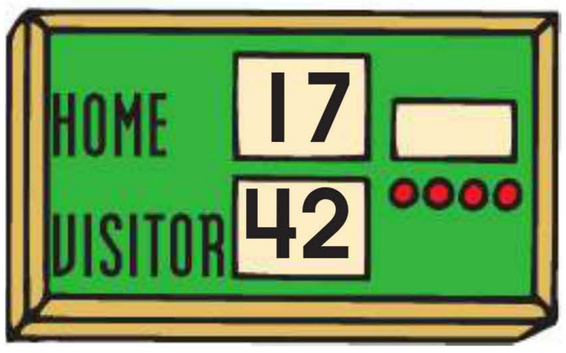

Total _____

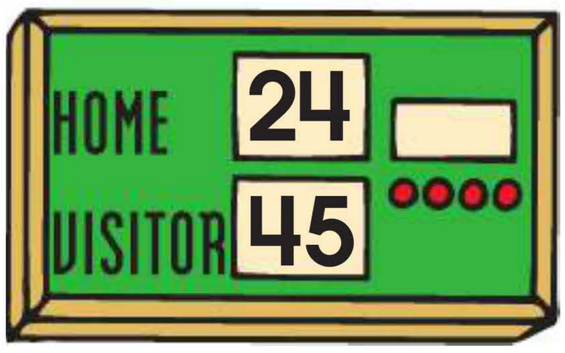

Total _____

© Carson-Dellosa • CD-704555

 Name _____

Adding Tens

3 tens	30	6 tens	60
+ 4 tens	+ 40	+ 2 tens	+ 20
7 tens	70	8 tens	80

Directions: Add.

2 tens	20		6 tens	60
+ 4 tens	+ 40		+ 2 tens	+ 20
tens			tens	
20	10	40	30	50
+ 20	+ 50	+ 20	+ 40	+ 30
30	60	20	70	10
+ 20	+ 10	+ 50	+ 10	+ 10
10	40	80	60	20
+ 20	+ 40	+ 10	+ 30	+ 60
70	40	30	50	30
+ 20	+ 10	+ 10	+ 40	+ 30

© Carson-Dellosa • CD-704555

Problem Solving

Directions: Solve each problem.

Example:

There are 20 men in the plane.
30 women get in the plane.

$$\begin{array}{r} 20 \\ +\ 30 \\ \hline \end{array}$$

How many men and women are in the plane?

_____

Jill buys 10 apples.
Carol buys 20 apples.

How many apples in all?

_____

There are 30 ears of corn in one pile.
There are 50 ears of corn in another pile.

How many ears of corn in all?

_____

Henry cut 40 pieces of wood.
Art cut 20 pieces of wood.

How many pieces of wood were cut?

_____

Adolpho had 60 baseball cards.
Maria had 30 baseball cards.

How many baseball cards in all?

© Carson-Dellosa • CD-704555

Digital Addition

Add the ones.

tens	ones
2	4
+ 3	2
	6

Then, add the tens.

tens	ones
2	4
+ 3	2
5	6

Directions: Solve the addition problems below.

tens	ones
1	7
+ 2	1

tens	ones
3	4
+ 5	2

tens	ones
	5
+ 6	2

tens	ones
	6
+ 5	2

tens	ones
2	0
+ 4	0

tens	ones
5	1
+	8

tens	ones
7	2
+ 1	7

tens	ones
4	7
+ 2	1

tens	ones
2	5
+ 6	2

tens	ones
4	2
+ 2	4

tens	ones
8	3
+ 1	4

tens	ones
3	2
+ 2	5

© Carson-Dellosa • CD-704555

Circus Fun

Directions: Add to solve the problems. Add the ones first. Then, add the tens.

tens	ones
2	5
+ 1	4

tens	ones
5	3
+ 3	2

tens	ones
7	1
+ 2	8

tens	ones
4	4
+ 3	2

tens	ones
5	1
+ 3	7

tens	ones
2	6
+ 5	2

tens	ones
2	6
+ 4	2

tens	ones
3	7
+ 5	1

tens	ones
1	9
+ 3	0

© Carson-Dellosa • CD-704555

Scoreboard Sums

Directions: Add the total points scored in each game. Remember to add the ones first, then the tens.

Example:

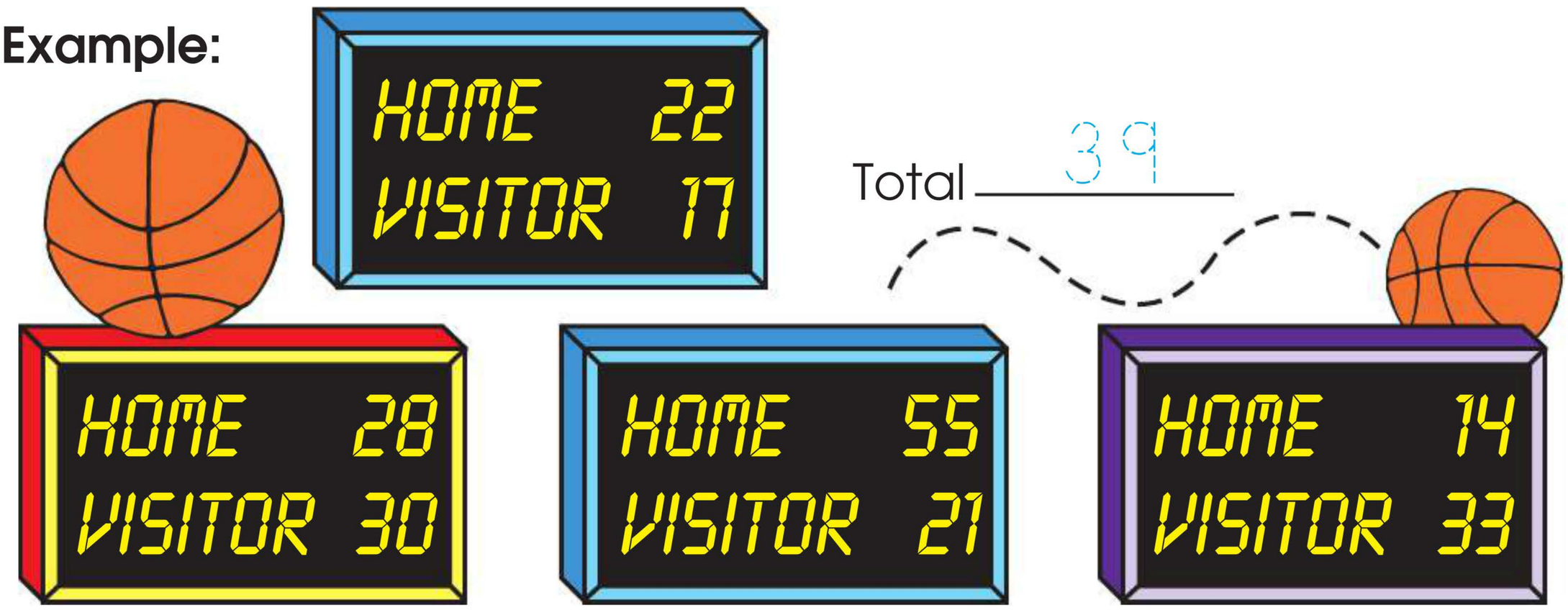

Total _____ Total _____ Total _____



Total _____ Total _____ Total _____

Total _____ Total _____ Total _____

© Carson-Dellosa • CD-704555

Anchors Away

Directions: Solve the addition problems. Use the code to find the answer to this riddle:

What did the pirate have to do before every trip out to sea?



48	36	58	96	69	75	89	29
O	H	G	B	T	E	N	A

Example:

42 +16	34 +41	60 + 9
58		
G		

17 +31	55 +34

26 +43	14 +22	52 +23

83 +13	24 +24	5 +24	52 +17
			!

© Carson-Dellosa • CD-704555

Name _____

Two-Digit Subtraction

Directions: Look at the example. Follow the steps to subtract.

Examples:

$$\begin{array}{r} 24 \\ -14 \\ \hline \end{array} \qquad \begin{array}{r} 24 \\ -12 \\ \hline \end{array}$$

Step 1: Subtract the ones.

tens	ones
2	8
−1	4
	4

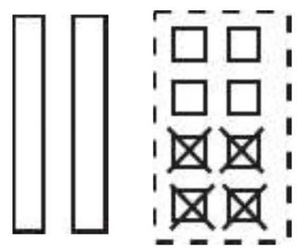

Step 2: Subtract the tens.

tens	ones
2	8
−1	4
1	4

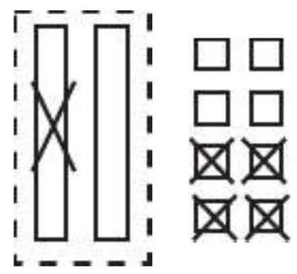

Step 1: Subtract the ones.

tens	ones
2	4
−1	2
	2

Step 2: Subtract the tens.

tens	ones
2	4
−1	2
1	2

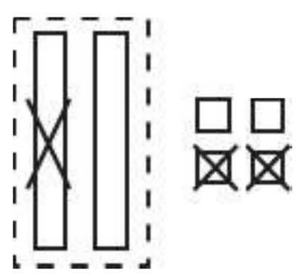

$$\begin{array}{r} 24 \\ -12 \\ \hline \end{array} \qquad \begin{array}{r} 61 \\ -30 \\ \hline \end{array} \qquad \begin{array}{r} 77 \\ -44 \\ \hline \end{array} \qquad \begin{array}{r} 85 \\ -24 \\ \hline \end{array} \qquad \begin{array}{r} 57 \\ -23 \\ \hline \end{array} \qquad \begin{array}{r} 87 \\ -33 \\ \hline \end{array}$$

© Carson-Dellosa • CD-704555

Name _____

Subtracting Tens

Examples:

6 tens	6 0	8 tens	8 0
– 3 tens	– 3 0	– 2 tens	– 2 0
3 tens	3 0	6 tens	6 0

Directions: Subtract.

7 tens	7 0		4 tens	4 0
– 5 tens	– 5 0		– 2 tens	– 2 0
tens			tens	
5 0	6 0	2 0	8 0	4 0
– 3 0	– 2 0	– 1 0	– 4 0	– 4 0
9 0	8 0	7 0	3 0	5 0
– 5 0	– 2 0	– 3 0	– 2 0	– 4 0
6 0	4 0	8 0	9 0	7 0
– 3 0	– 1 0	– 3 0	– 2 0	– 5 0
8 0	9 0	7 0	6 0	5 0
– 7 0	– 8 0	– 4 0	– 4 0	– 2 0

© Carson-Dellosa • CD-704555

Name _____

Problem Solving

Directions: Solve each problem.

Example:

Mr. Cobb counts 70 s.

He sells 30 s.

How many s are left?

$$\begin{array}{r} 70 \\ -\ 30 \\ \hline 40 \end{array}$$

Keith has 20 s.

Leon has 10 s.

How many more s does Keith have than Leon?

Tina plants 60 s.

Melody plants 30 s.

How many more s did Tina plant than Melody?

Link has 80 s.

Jessica has 50 s .

How many more s does Link have than Jessica?

Maranda hits 40 s.

Harold hits 30 s.

How many more s does Maranda hit than Harold?

© Carson-Dellosa • CD-704555

Name _____

All Aboard

Directions: Count the tens and ones and write the numbers. Then, subtract to solve the problems.

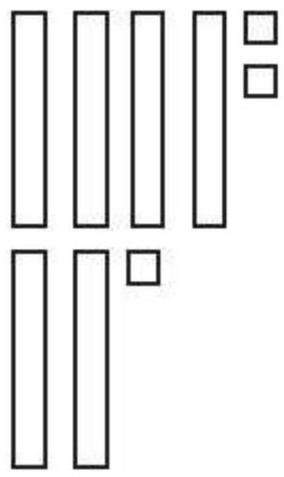

tens	ones
4	2
− 2	− 1

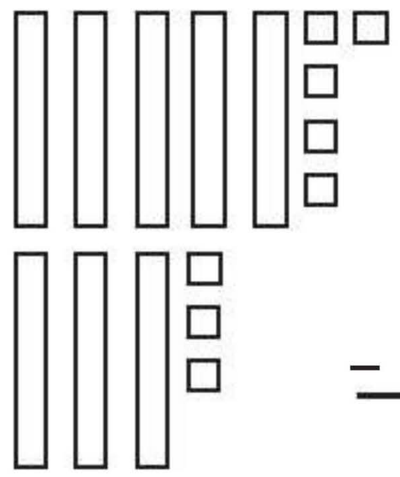

tens	ones
−	−



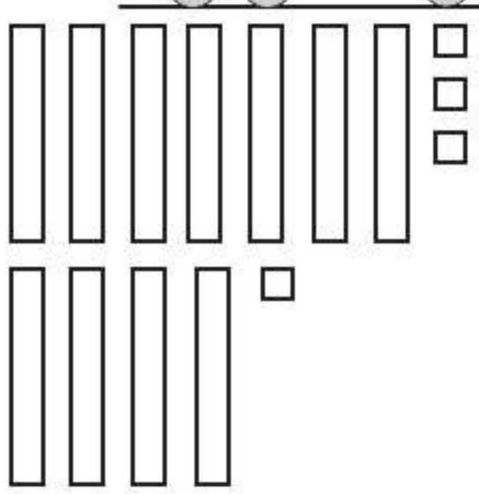

tens	ones
−	−

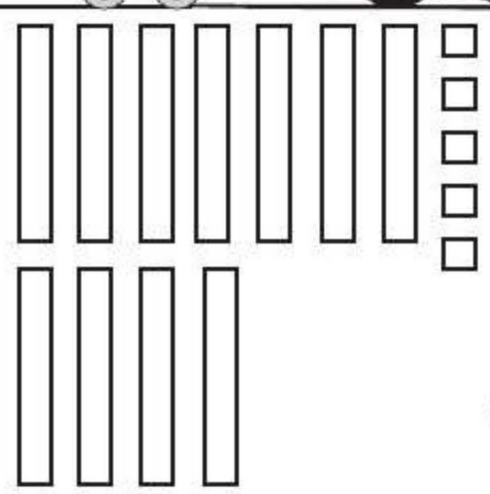

tens	ones
−	−



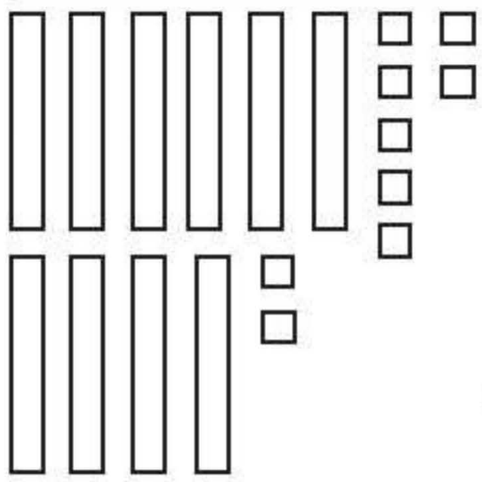

tens	ones
−	−

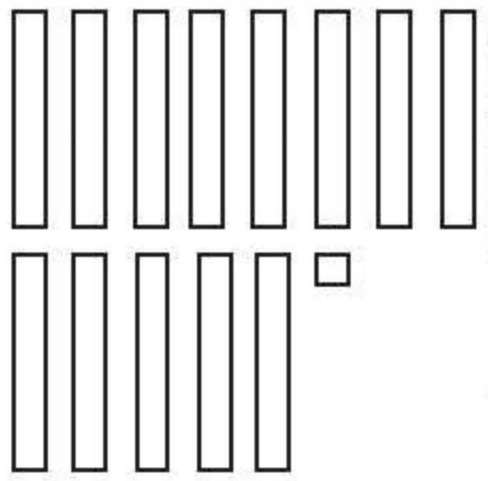

tens	ones
−	−

© Carson-Dellosa • CD-704555

Name _____

Cookie Mania

There are 46 cookies.
Bill eats 22 cookies.
How many are left?

$$\begin{array}{r} 46 \\ -22 \\ \hline \end{array}$$

1. Subtract the ones.

tens	ones
4	6
- 2	2
	4

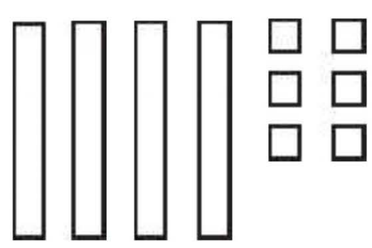

2. Subtract the tens.

tens	ones
4	6
- 2	2
2	4

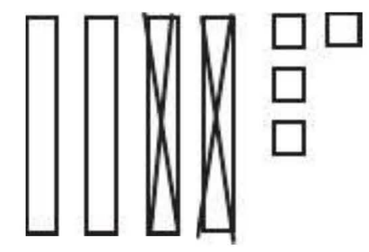

Directions: Subtract the ones first. Then, subtract the tens.

tens	ones
7	8
- 2	5

tens	ones
5	9
- 3	6

tens	ones
8	3
- 6	1

tens	ones
6	7
- 4	3

tens	ones
9	7
- 1	4

tens	ones
5	4
- 3	0

tens	ones
4	2
- 3	1

tens	ones
2	8
- 1	8

© Carson-Dellosa • CD-704555

Name _____

Cookie Craze

Directions: Subtract to solve the problems. Circle the answers. Color the cookies with answers greater than 30.

49
– 23

16 (26) 25

67
– 41

26 15 62

58
– 37

81 11 21

75
– 50

20 25 35

86
– 21

67 86 65

64
– 52

12 26 16

97
– 65

31 33 32

77
– 43

34 43 39

49
– 13

56 36 37

© Carson-Dellosa • CD-704555

Name _____

How's Your Pitch?

Directions: Solve the subtraction problems. Write each answer.



Use the answers and the letters on the baseballs to solve the code.

____	____	____	____		____	____	____	____	____		____	____
44	54	81	41		42	70	60	62	61		70	20

____	____	____	____	____		____	____		____	____	____	____	____ !
41	70	32	61	60		54	21		60	31	41	32	82	60

© Carson-Dellosa • CD-704555

Name _____

Prehistoric Problems

Directions: Solve the subtraction problems. Use the code to color the picture.

Code:

25 = blue	57 = green
31 = yellow	14 = orange
21 = brown	11 = red



© Carson-Dellosa • CD-704555

Name _____

Two-Digit Addition: Regrouping

Addition is "putting together" or adding two or more numbers to find the sum. Regrouping is using **ten ones** to form **one ten**, **ten tens** to form **one 100**, **fifteen ones** to form **one ten** and **five ones**, and so on.

Directions: Study the examples. Follow the steps to add.

Example:

$$\begin{array}{r} 14 \\ +\ 8 \\ \hline \end{array}$$

Step 1:
Add the ones.

tens	ones
1	4
+	8
	12

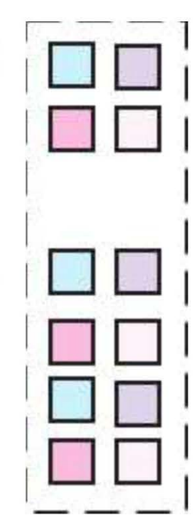

Step 2:
Regroup the tens.

tens	ones
1	4
+	8
	2

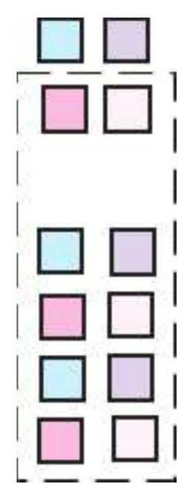

Step 3:
Add the tens.

tens	ones
1	4
+	8
2	2

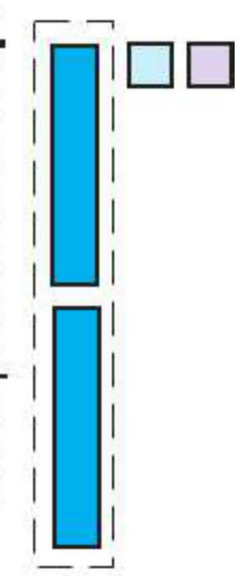

tens	ones
1	6
+ 3	7
5	3

tens	ones
3	8
+ 5	3
9	1

tens	ones
2	4
+ 4	7
7	1

$$\begin{array}{r} 28 \\ +17 \\ \hline \end{array} \quad \begin{array}{r} 32 \\ +38 \\ \hline \end{array} \quad \begin{array}{r} 54 \\ +25 \\ \hline \end{array} \quad \begin{array}{r} 19 \\ +55 \\ \hline \end{array} \quad \begin{array}{r} 44 \\ +48 \\ \hline \end{array} \quad \begin{array}{r} 25 \\ +64 \\ \hline \end{array} \quad \begin{array}{r} 29 \\ +33 \\ \hline \end{array} \quad \begin{array}{r} 79 \\ +15 \\ \hline \end{array}$$

© Carson-Dellosa • CD-704555

Two-Digit Addition: Regrouping

Directions: Add the total points scored in the game. Remember to add the ones, regroup, and then add the tens.

Example:

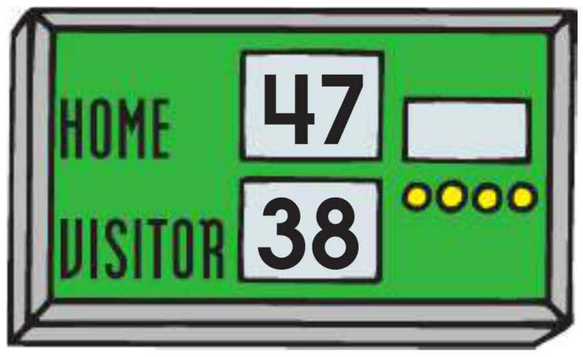

Total 85

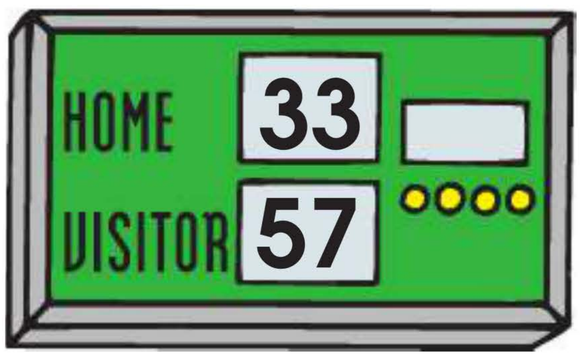

Total _____

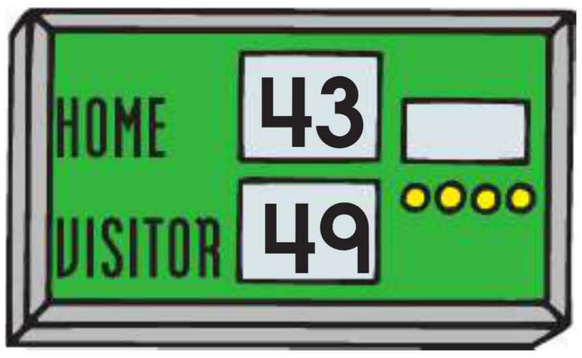

Total _____

Total _____

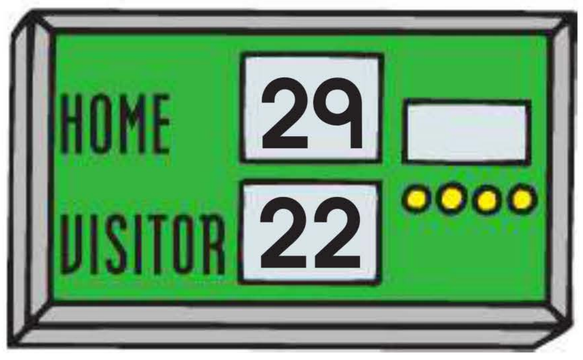

Total _____

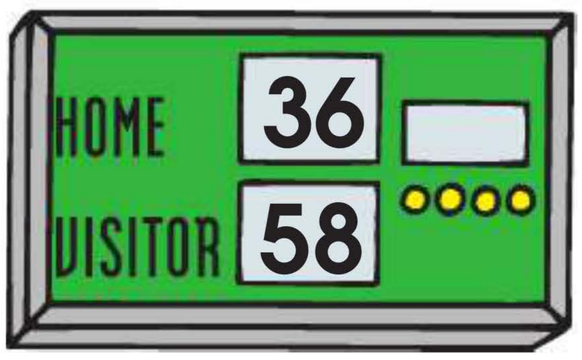

Total _____

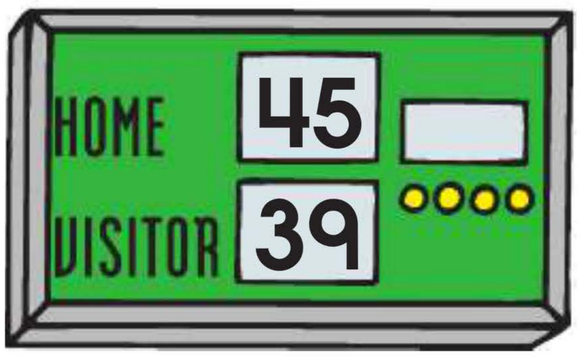

Total _____

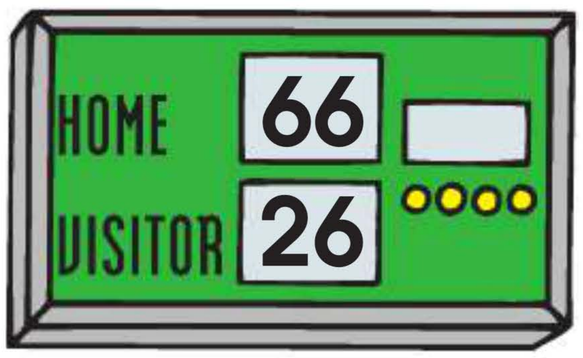

Total _____

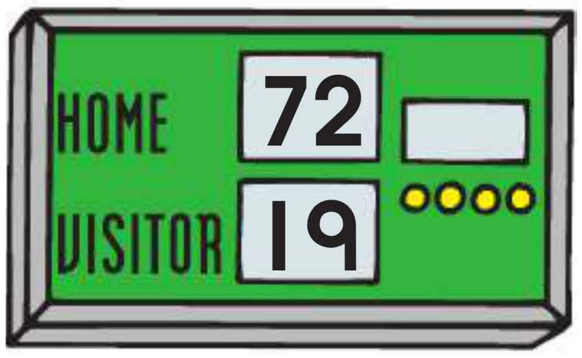

Total _____

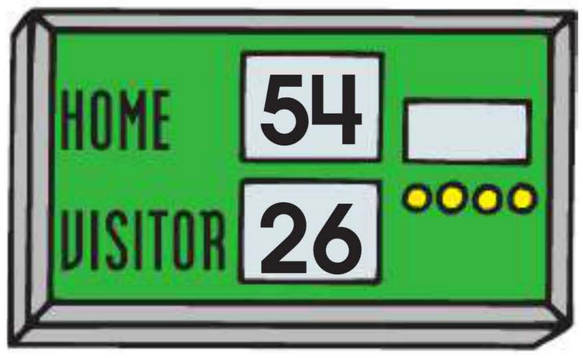

Total _____

© Carson-Dellosa • CD-704555

Name _____

Two-Digit Addition

Directions: Add the ones. Rename 15 as 10 + 5. Add the tens.

```
  5 6          6          1          1
+ 2 9        + 9        5 6        5 6
-----        -----    + 2 9      + 2 9
                 15 or 10 + 5      -----
                                     5        8 5
```

Directions: Add the ones. Rename 12 as 10 + 2. Add the tens.

```
  4 7          7          1          1
+ 3 5        + 5        4 7        4 7
-----        -----    + 3 5      + 3 5
                 12 or 10 + 2      -----
                                     2        8 2
```

Directions: Add.

Examples:

```
  4 5        1 3        4 8        6 9        5 4
+ 2 8      + 1 9      + 3 5      + 1 8      + 3 9
-----      -----      -----      -----      -----
   73         32

  4 4        3 7        2 8        7 3        6 6
+ 1 7      + 1 8      + 3 6      + 1 8      + 2 9
-----      -----      -----      -----      -----

  5 2        3 8        6 4        2 9        7 5
+ 3 9      + 4 7      + 1 8      + 4 5      + 1 7
-----      -----      -----      -----      -----
```


© Carson-Dellosa • CD-704555

Name _____

Two-Digit Addition

Directions: Add the ones. Rename 11 as 10 + 1. Add the tens.

```
  3 8        8          1          1
+ 4 3      + 3        3 8        3 8
-------    -----    + 4 3      + 4 3
           11 or 10 + 1  1      -----
                                  8 1
```

Directions: Add.

Example:

```
  1 7      2 6      4 7      6 8      3 7
+ 3 4    + 4 7    + 3 5    + 2 4    + 2 8
-------  -------  -------  -------  -------
  5 1
```

```
  2 9      5 8      6 9      7 8      1 9
+ 4 8    + 2 7    + 1 7    + 1 3    + 4 4
-------  -------  -------  -------  -------

  5 5      2 7      3 9      5 7      3 8
+ 2 8    + 3 5    + 5 2    + 2 7    + 3 6
-------  -------  -------  -------  -------

  4 9      6 5      2 3      6 4      4 6
+ 4 3    + 1 8    + 1 8    + 1 8    + 3 9
-------  -------  -------  -------  -------

  5 4      3 8      6 6      2 8      1 9
+ 2 7    + 4 4    + 2 6    + 3 4    + 5 6
-------  -------  -------  -------  -------
```


© Carson-Dellosa • CD-704555

Name _____

Two-Digit Subtraction: Regrouping

Subtraction is "taking away" or subtracting one number from another to find the difference. Regrouping is using **one ten** to form **ten ones**, **one 100** to form **ten tens**, and so on.

Directions: Study the examples. Follow the steps to subtract.

Example:

$$\begin{array}{r} 37 \\ -19 \\ \hline \end{array}$$

Step 1:
Regroup.

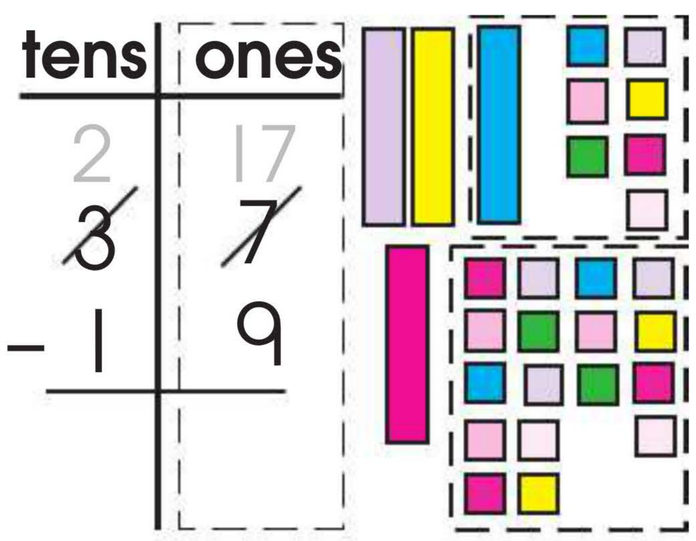

Step 2:
Subtract the ones.

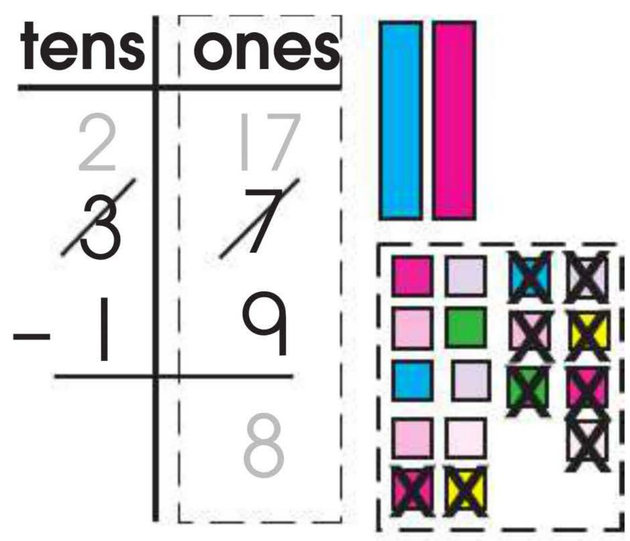

Step 3:
Subtract the tens.

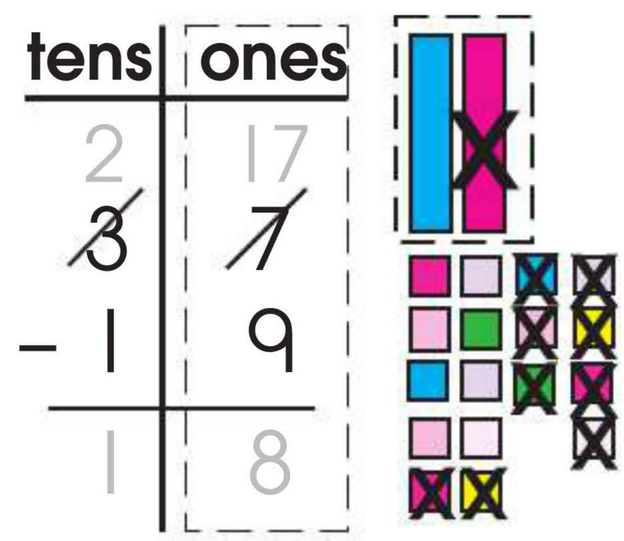

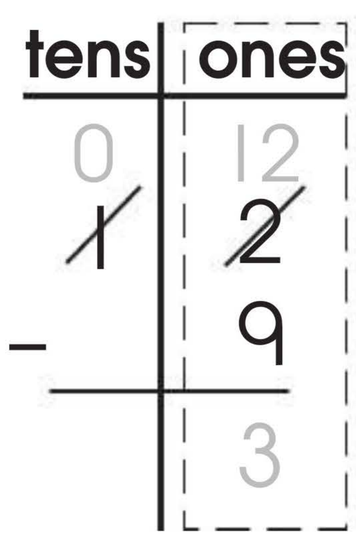

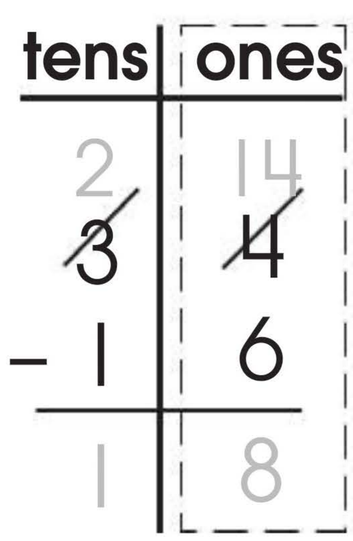

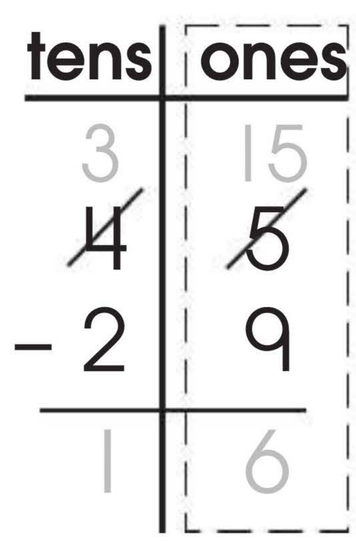

$$\begin{array}{r} 28 \\ -19 \\ \hline \end{array} \quad \begin{array}{r} 46 \\ -18 \\ \hline \end{array} \quad \begin{array}{r} 12 \\ -8 \\ \hline \end{array} \quad \begin{array}{r} 30 \\ -12 \\ \hline \end{array} \quad \begin{array}{r} 52 \\ -25 \\ \hline \end{array} \quad \begin{array}{r} 47 \\ -35 \\ \hline \end{array} \quad \begin{array}{r} 21 \\ -13 \\ \hline \end{array} \quad \begin{array}{r} 45 \\ -25 \\ \hline \end{array}$$

© Carson-Dellosa • CD-704555

Two-Digit Subtraction: Regrouping

Directions: Study the steps for subtracting. Solve the problems using the steps.

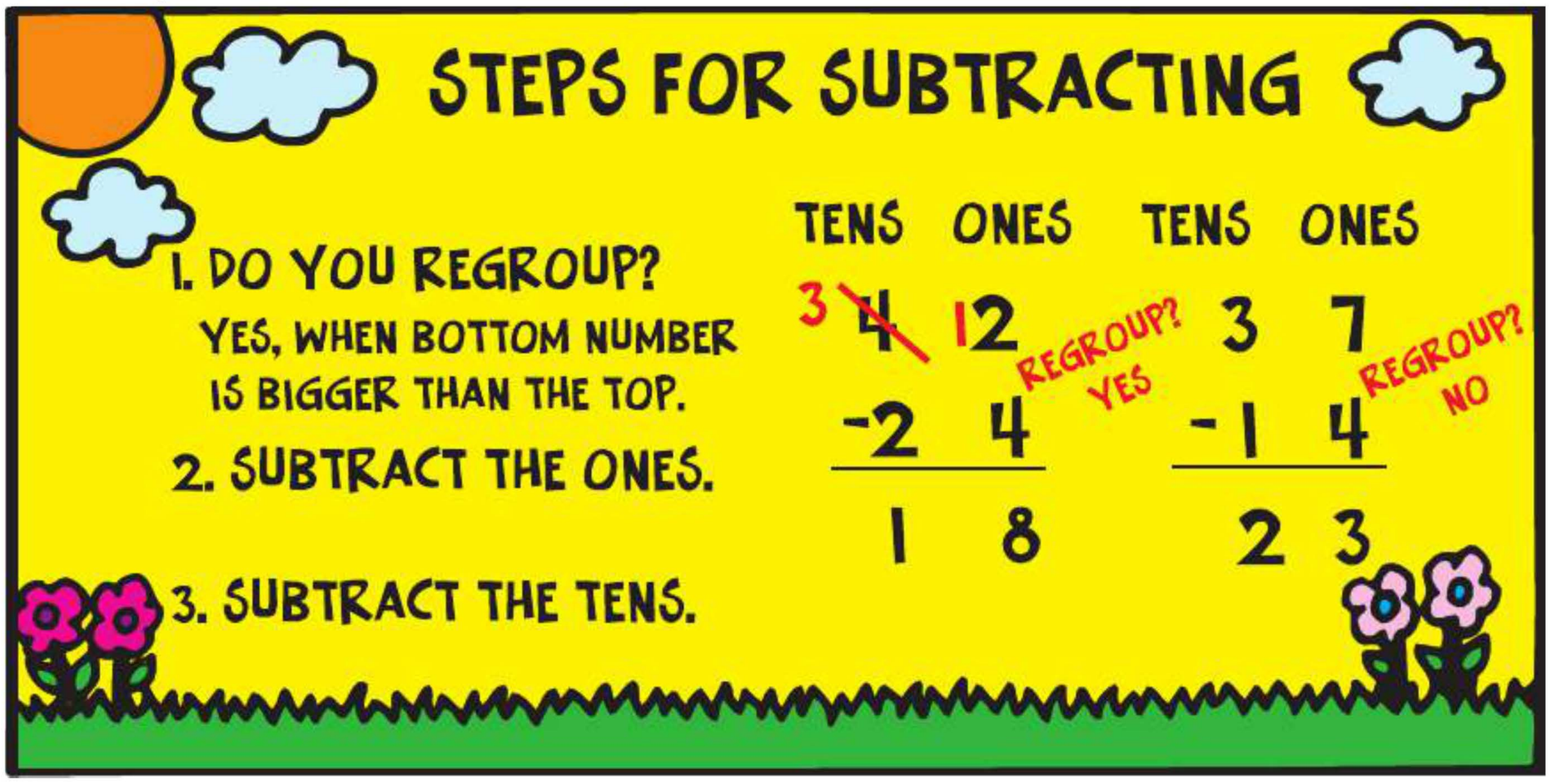

tens	ones
4	7
– 2	8

tens	ones
6	4
– 3	4

tens	ones
5	3
– 3	9

56
– 27

83
– 47

43
– 39

75
– 53

91
– 18

73
– 66

35
– 14

67
– 58

26
– 7

68
– 45

© Carson-Dellosa • CD-704555

Name _____

Seashell Subtraction

Ellen found 32 shells on the beach. She gave 15 shells to Cindy. How many shells does Ellen have now?

Directions: Look at the problem below. Follow the steps to subtract.

Put the numbers on the tens and ones table.

tens	ones
3	2
−1	5

Subtract the ones. Ask: Do I need to regroup?

tens	ones
2	12
~~3~~	~~2~~
−1	5
	7

regroup

32 = 2 tens and 12 ones.

Subtract the tens.

tens	ones
2	12
~~3~~	~~2~~
−1	5
1	7

Ellen has 17 shells now.

© Carson-Dellosa • CD-704555

Name _____

Subtraction with Regrouping

Directions: Use manipulatives to find the difference.

Example:

tens	ones
4	14
~~5~~	~~4~~
– 1	7
3	7

tens	ones
3	3
– 1	5

tens	ones
6	1
– 3	3

tens	ones
2	7
– 1	6

tens	ones
4	2
– 2	4

tens	ones
5	2
– 2	6

tens	ones
9	4
– 4	8

tens	ones
7	7
– 3	4

tens	ones
6	5
– 2	6

© Carson-Dellosa • CD-704555

Name _____

Two-Digit Subtraction

Directions: Rename 53 as 4 tens and 13 ones.

5 3	4 13	4 13	4 13
	~~5~~ ~~3~~	~~5~~ ~~3~~	~~5~~ ~~3~~
– 2 6	– 2 6	– 2 6	– 2 6
		7	2 7

Rename 45 as 3 tens and 15 ones.

4 5	3 15	3 15	3 15
	~~4~~ ~~5~~	~~4~~ ~~5~~	~~4~~ ~~5~~
– 1 8	– 1 8	– 1 8	– 1 8
		7	2 7

Directions: Subtract.

Examples:

5 13	6 14			
~~6~~ ~~3~~	~~7~~ ~~4~~			
– 2 8	– 3 9	4 7	5 2	6 4
3 5	3 5	– 2 8	– 2 6	– 3 6
8 4	9 3	7 1	2 6	6 7
– 4 7	– 5 6	– 2 3	– 1 8	– 4 8
4 4	5 3	8 2	9 4	5 5
– 2 8	– 3 7	– 4 6	– 6 6	– 3 9
8 6	3 4	5 4	7 3	8 6
– 5 8	– 1 8	– 2 9	– 5 9	– 6 9

© Carson-Dellosa • CD-704555

Two-Digit Subtraction

Directions: Rename 73 as 6 tens and 13 ones.

7 3	6 13	Subtract the ones.	Subtract the tens.
– 4 8	~~7~~ ~~3~~	6 13	6 13
	– 4 8	~~7~~ ~~3~~	~~7~~ ~~3~~
		– 4 8	– 4 8
		5	2 5

Directions: Subtract.

Example:

5 13
~~6~~ ~~3~~
– 4 8
1 5

8 3	7 4	9 4	6 2
– 4 5	– 2 9	– 4 8	– 2 5

4 5	3 3	2 4	8 6	7 2
– 2 7	– 2 4	– 8	– 3 7	– 4 8

3 6	2 6	4 3	6 3	9 3
– 1 7	– 1 8	– 1 9	– 4 8	– 1 8

8 2	7 3	9 5	5 7	4 1
– 2 6	– 2 8	– 6 9	– 3 8	– 2 5

5 4	6 1	9 1	8 1	3 2
– 1 8	– 3 4	– 3 7	– 4 4	– 1 5

© Carson-Dellosa • CD-704555

Name _____

Problem Solving

Directions: Solve each problem.

Example:

Dad cooks 23 potatoes.

He uses 19 potatoes in the potato salad.

How many potatoes are left?

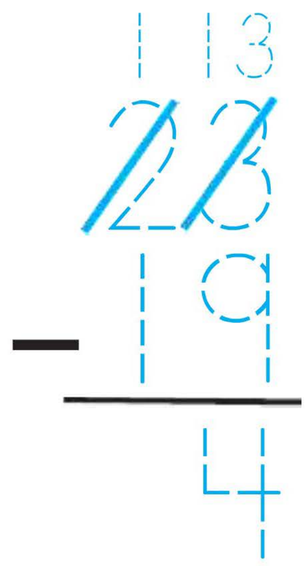

Susan draws 32 butterflies.

She colored 15 of them brown.

How many butterflies does she have left to color?

A book has 66 pages.

Pedro reads 39 pages.

How many pages are left to read?

Jerry picks up 34 seashells.

He puts 15 of them in a box.

How many does he have left?

Beth buys 72 sheets of paper.

She uses 44 sheets for her school work.

How many sheets of paper are left?

© Carson-Dellosa • CD-704555

Name _____

Addition and Subtraction Review

Directions: Add.

4 + 9	8 + 6	9 + 8	7 + 6	5 + 7	6 + 5
9 + 6	5 + 8	7 + 4	9 + 9	8 + 7	7 + 9
30 + 40	20 + 30	45 + 23	52 + 23	60 + 25	83 + 15

Directions: Subtract.

16 − 7	15 − 9	13 − 4	12 − 7	11 − 9	17 − 8
18 − 9	17 − 9	16 − 8	15 − 8	14 − 7	16 − 9
40 − 30	60 − 10	85 − 23	73 − 41	96 − 43	54 − 44

© Carson-Dellosa • CD-704555

Name _____

Review Two-Digit Addition

Directions: Add the ones. Rename 12 as 10 + 2. Add the tens.

6 4	4	1	1
+ 2 8	+ 8	6 4	6 4
	12 or 10 + 2	+ 2 8	+ 2 8
		2	9 2

Directions: Add.

Example:

2 8	3 4	2 5	4 6	5 4
+ 1 9	+ 4 9	+ 1 6	+ 2 9	+ 3 9
4 7				
1 6	6 4	5 8	3 9	3 4
+ 3 9	+ 2 8	+ 2 4	+ 1 7	+ 1 9
5 7	1 4	3 7	6 1	2 9
+ 3 9	+ 4 8	+ 3 9	+ 1 9	+ 4 4
1 7	3 9	4 4	2 5	1 8
+ 3 5	+ 1 4	+ 3 7	+ 4 9	+ 1 8
2 6	3 9	1 4	6 5	5 9
+ 4 8	+ 2 7	+ 2 7	+ 2 5	+ 1 8

© Carson-Dellosa • CD-704555

Name _____

Keep on Truckin'

Directions: Write each sum. Connect the sums of 83 to make a road for the truck.

17	48	42			
+66	+26	+19			
28	64	26	58	17	65
+38	+19	+57	+25	+75	+29
37	48	58	65	38	39
+39	+35	+37	+16	+25	+59
59	55	39			
+27	+28	+44			

© Carson-Dellosa • CD-704555

Name _____

Review Two-Digit Subtraction

Directions: Rename 61 as 5 tens and 11 ones.

	5 11			
6 1	~~6~~ ~~1~~		5 11	5 11
– 4 3	– 4 3	→	~~6~~ ~~1~~	~~6~~ ~~1~~
			– 4 3	– 4 3
			8	1 8

Directions: Subtract.

Example:

3 17 ~~4~~ ~~7~~ – 2 8 1 9	7 3 – 4 8	8 4 – 6 6	9 5 – 1 8	6 4 – 2 9
5 6 – 3 8	3 1 – 1 5	2 5 – 1 7	3 3 – 1 9	4 6 – 2 9
9 3 – 6 4	8 2 – 5 5	7 2 – 1 4	4 5 – 2 8	6 1 – 2 3
5 1 – 4 4	6 2 – 4 8	3 7 – 1 9	5 0 – 3 2	8 3 – 4 7
9 2 – 7 3	8 2 – 7 5	7 6 – 3 8	4 7 – 2 9	7 4 – 3 9

© Carson-Dellosa • CD-704555

Review Two-Digit Subtraction

Directions: Subtract.

85 − 16	93 − 48	72 − 35	63 − 27	43 − 38
56 − 29	75 − 49	84 − 38	91 − 65	37 − 18
21 − 14	35 − 18	42 − 29	72 − 47	81 − 54
64 − 38	53 − 28	94 − 57	48 − 39	23 − 18
74 − 58	83 − 36	62 − 26	54 − 28	32 − 17

© Carson-Dellosa • CD-704555

Name _____

Go "Fore" It

Directions: Add or subtract using regrouping.

tens	ones
2	15
~~3~~	5
-2	7
	8

56
– 27

40
– 16

35
+27

93
– 39

44
+28

42
–14

97
– 48

33
+18

73
– 24

56
– 17

68
– 49

49
+32

77
– 68

27
+19

© Carson-Dellosa • CD-704555

Name _____

Monster Math

Directions: Add or subtract using regrouping.



84 − 56

36 − 19

41 − 17

65 − 28

52 − 28

72 − 19

48 − 30

84 − 27

33 − 15

33 + 18

57 − 39

64 + 17

25 + 35

© Carson-Dellosa • CD-704555

Name _____

Adding Hundreds

Examples:

5 hundreds + 3 hundreds 8 hundreds	5 0 0 + 3 0 0 8 0 0
4 hundreds + 5 hundreds 9 hundreds	4 0 0 + 5 0 0 900

Directions: Add.

3 hundreds + 1 hundreds 4 hundreds	3 0 0 + 1 0 0 400
6 hundreds + 2 hundreds hundreds	6 0 0 + 2 0 0
2 0 0 + 2 0 0 	1 0 0 + 7 0 0
6 0 0 + 3 0 0 	4 0 0 + 5 0 0
3 0 0 + 4 0 0 	8 0 0 + 1 0 0
4 0 0 + 4 0 0 	7 0 0 + 2 0 0
5 0 0 + 1 0 0 	1 0 0 + 6 0 0
5 0 0 + 2 0 0 	3 0 0 + 2 0 0
3 0 0 + 3 0 0 	4 0 0 + 2 0 0
3 0 0 + 5 0 0 	2 0 0 + 1 0 0

© Carson-Dellosa • CD-704555

Problem Solving

Directions: Solve each problem.

Example:

Ria packed 300 boxes.

Melvin packed 200 boxes.

How many boxes did Ria and Melvin pack?

$$\begin{array}{r} 300 \\ +\ 200 \\ \hline 500 \end{array}$$

Santo typed 500 letters.

Hale typed 400 letters.

How many letters did they type?

Paula used 100 paper clips.

Milton used 600 paper clips.

How many paper clips did they use?

The grocery store sold 400 red apples.

The grocery store also sold 100 yellow apples.

How many apples did the grocery store sell in all?

Miles worked 200 days.

Julia worked 500 days.

How many days did they work?

© Carson-Dellosa • CD-704555

Name _____

Three-Digit Addition

$$\begin{array}{r} 245 \\ +\ 253 \\ \hline 8 \end{array} \quad \Rightarrow \quad \begin{array}{r} 245 \\ +\ 253 \\ \hline 98 \end{array} \quad \Rightarrow \quad \begin{array}{r} 245 \\ +\ 253 \\ \hline 498 \end{array}$$

Directions: Add.

Example:

$$\begin{array}{r} 745 \\ +\ 23 \\ \hline 768 \end{array} \qquad \begin{array}{r} 623 \\ +\ 156 \\ \hline \end{array}$$

Add the ones.
Add the tens.
Add the hundreds.

Add the ones.
Add the tens.
Add the hundreds.

$$\begin{array}{r} 415 \\ +\ 342 \\ \hline \end{array} \qquad \begin{array}{r} 566 \\ +\ 33 \\ \hline \end{array} \qquad \begin{array}{r} 373 \\ +\ 221 \\ \hline \end{array} \qquad \begin{array}{r} 160 \\ +\ 334 \\ \hline \end{array}$$

$$\begin{array}{r} 835 \\ +\ 42 \\ \hline \end{array} \qquad \begin{array}{r} 642 \\ +\ 251 \\ \hline \end{array} \qquad \begin{array}{r} 287 \\ +\ 412 \\ \hline \end{array} \qquad \begin{array}{r} 723 \\ +\ 45 \\ \hline \end{array}$$

$$\begin{array}{r} 133 \\ +\ 522 \\ \hline \end{array} \qquad \begin{array}{r} 454 \\ +\ 324 \\ \hline \end{array} \qquad \begin{array}{r} 314 \\ +\ 602 \\ \hline \end{array} \qquad \begin{array}{r} 654 \\ +\ 235 \\ \hline \end{array}$$

© Carson-Dellosa • CD-704555

Problem Solving

Directions: Solve each problem.

Example:

Gene collected 342 rocks.

Lester collected 201 rocks.

How many rocks did they collect?

$$\begin{array}{r} 342 \\ +\ 201 \\ \hline 543 \end{array}$$

Tina jumped the rope 403 times.

Henry jumped the rope 426 times.

How many times did they jump?

There are 210 people wearing blue hats.

There are 432 people wearing red hats.

How many hats in all?

Asta used 135 paper plates.

Clyde used 143 paper plates.

How many paper plates did they use in all?

Aunt Mary had 536 dollars.

Uncle Lewis had 423 dollars.

How many dollars did they have in all?

© Carson-Dellosa • CD-704555

Name _____

Subtracting Hundreds

8 hundreds	8 0 0	6 hundreds	6 0 0
– 3 hundreds	– 3 0 0	– 2 hundreds	– 2 0 0
5 hundreds	5 0 0	4 hundreds	4 0 0

Directions: Subtract.

Example:

9 hundreds	9 0 0	3 hundreds	3 0 0
– 7 hundreds	– 7 0 0	– 1 hundreds	– 1 0 0
2 hundreds	2 0 0	hundreds	

7 0 0	5 0 0	9 0 0	8 0 0
– 3 0 0	– 4 0 0	– 4 0 0	– 5 0 0
6 0 0	3 0 0	5 0 0	4 0 0
– 5 0 0	– 2 0 0	– 1 0 0	– 2 0 0
9 0 0	8 0 0	6 0 0	5 0 0
– 1 0 0	– 4 0 0	– 2 0 0	– 3 0 0
4 0 0	7 0 0	8 0 0	9 0 0
– 1 0 0	– 6 0 0	– 2 0 0	– 6 0 0

© Carson-Dellosa • CD-704555

Problem Solving

Directions: Solve each problem.

Example:

There were 400 apples in a box.

Jesse took 100 apples from the box.

How many apples are still in the box?

$$\begin{array}{r} 400 \\ -\ 100 \\ \hline 300 \end{array}$$

Tommy bought 300 golf balls.

He gave Irene 200 golf balls.

How many golf balls does he have left?

The black horse ran 900 feet.

The brown horse ran 700 feet.

How many more feet did the black horse run?

The paint store has 800 gallons of paint.

It sells 300 gallons of paint.

How many gallons of paint are left?

There are 700 children.

There are 200 boys.

How many girls are there?

© Carson-Dellosa • CD-704555

Name _____

Three-Digit Subtraction

Directions: Subtract the ones.

```
  7 4 6
- 4 2 4
-------
      2
```

Subtract the tens.

```
  7 4 6
- 4 2 4
-------
    2 2
```

Subtract the hundreds.

```
  7 4 6
- 4 2 2
-------
  3 2 2
```

Directions: Subtract.

Example:

```
  8 7 9
-   4 6
-------
  8 3 3
```

Subtract the ones.
Subtract the tens.
Subtract the hundreds.

```
  5 8 6
- 1 4 2
```

Subtract the ones.
Subtract the tens.
Subtract the hundreds.

```
  6 3 5
- 4 2 3
```

```
  4 7 8
- 2 4 1
```

```
  3 3 8
-   2 7
```

```
  9 5 7
- 7 3 4
```

```
  2 9 7
- 1 4 5
```

```
  8 4 6
- 3 2 5
```

```
  7 6 9
- 5 1 4
```

```
  6 5 3
- 1 4 2
```

```
  5 6 9
- 3 3 3
```

```
  3 6 5
- 2 1 3
```

```
  8 1 8
- 6 1 8
```

```
  9 3 6
- 4 2 4
```


© Carson-Dellosa • CD-704555

Problem Solving

Directions: Solve each problem.

Example:

There were 787 bales of hay.

Glenda fed the cows 535 bales.

How many bales of hay are left?

$$\begin{array}{r} 787 \\ -\ 535 \\ \hline 252 \end{array}$$

There are 673 bolts in a box.

Maria took 341 bolts out of the box.

How many bolts are left in the box?

The secretary types 459 letters.

138 of the letters were mailed.

How many letters are left?

Mr. Jones had 569 dollars.

He spent 203 dollars.

How many dollars does he have left?

There are 342 riding horses in the rodeo.

There are 132 bucking horses in the rodeo.

How many more riding horses are there?

© Carson-Dellosa • CD-704555

Name _____

Review: Three-Digit Addition

Directions: Add.

Examples:

$$\begin{array}{r} 340 \\ +\ 225 \\ \hline \end{array} \qquad \begin{array}{r} 754 \\ +\ 32 \\ \hline \end{array} \qquad \begin{array}{r} 826 \\ +\ 3 \\ \hline \end{array} \qquad \begin{array}{r} 632 \\ +\ 322 \\ \hline \end{array}$$

565 786

$$\begin{array}{r} 198 \\ +\ 200 \\ \hline \end{array} \qquad \begin{array}{r} 456 \\ +\ 31 \\ \hline \end{array} \qquad \begin{array}{r} 541 \\ +\ 333 \\ \hline \end{array} \qquad \begin{array}{r} 273 \\ +\ 415 \\ \hline \end{array}$$

$$\begin{array}{r} 900 \\ +\ 34 \\ \hline \end{array} \qquad \begin{array}{r} 847 \\ +\ 131 \\ \hline \end{array} \qquad \begin{array}{r} 721 \\ +\ 176 \\ \hline \end{array} \qquad \begin{array}{r} 402 \\ +\ 383 \\ \hline \end{array}$$

$$\begin{array}{r} 156 \\ +\ 423 \\ \hline \end{array} \qquad \begin{array}{r} 644 \\ +\ 251 \\ \hline \end{array} \qquad \begin{array}{r} 215 \\ +\ 542 \\ \hline \end{array} \qquad \begin{array}{r} 372 \\ +\ 417 \\ \hline \end{array}$$

$$\begin{array}{r} 518 \\ +\ 351 \\ \hline \end{array} \qquad \begin{array}{r} 783 \\ +\ 5 \\ \hline \end{array} \qquad \begin{array}{r} 684 \\ +\ 14 \\ \hline \end{array} \qquad \begin{array}{r} 710 \\ +\ 260 \\ \hline \end{array}$$

© Carson-Dellosa • CD-704555

Review: Three-Digit Subtraction

Directions: Subtract.

Example:

856	432	598	769
− 352	− 21	− 416	− 345
504	411		

319	954	275	643
− 6	− 731	− 3	− 313

775	834	942	478
− 261	− 12	− 111	− 324

562	444	385	754
− 431	− 212	− 152	− 3

868	943	689	577
− 234	− 843	− 417	− 37

© Carson-Dellosa • CD-704555

Name _____

Multiplication

Multiplication is a short way to find the sum of adding the same number a certain amount of times. For example, 7 x 4 = 28 instead of 7 + 7 + 7 + 7 = 28.

Directions: Study the example. Solve the problems.

Example:

3 + 3 + 3 = 9
3 threes = 9
3 x 3 = 9

7 + 7 = ____
2 sevens = ____
2 x 7 = ____

4 + 4 + 4 + 4 = ____
4 fours = ____
4 x ____ = ____



5 + 5 = ____
2 fives = ____
2 x ____ = ____

2 + 2 + 2 + 2 = ____
4 twos = ____
4 x ____ = ____



6 + 6 = ____
2 sixes = ____
2 x ____ = ____

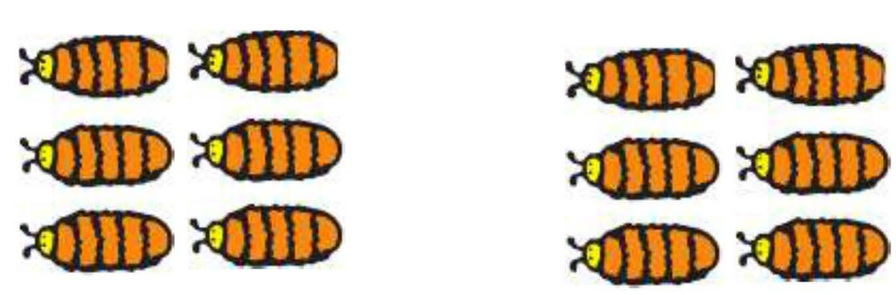

© Carson-Dellosa • CD-704555

Multiplication

Multiplication is repeated addition.

Directions: Draw a picture for each problem. Then, write the missing numbers.

Example:
Draw 2 groups of three apples.

3 + 3 = 6
or 2 x 3 = 6



Draw 3 groups of four hearts.



4 + 4 + 4 = _____
or 3 x _____ = _____

Draw 2 groups of five boxes.

5 + _____ = _____
or 2 x _____ = _____

Draw 6 groups of two circles.

2 + ____ + ____ + ____+ ____ + ____ = ____
or 6 x ____ = ____

Draw 7 groups of three triangles.

3 + ____ + ____ + ____+ ____ + ____ + ____ = ____
or ____ x ____ = ____

© Carson-Dellosa • CD-704555

Name _____

Multiplication

Directions: Study the example. Draw the groups and write the total.

Example: 3x2

2+2+2 = 6



3x4

___ + ___ + ___ = _____

2x5

_____ + _____ = _____

5x3

___ + ___ + ___ + ___ + ___ = _____

© Carson-Dellosa • CD-704555

Multiplication

Directions: Solve the problems.

9 + 9 = ____ 7 + 7 = ____

2 nines = ____ 2 sevens = ____

2 x 9 = ____ 2 x ____ = ____

4 + 4 + 4 + 4 = ____ 8 + 8 + 8 + 8 + 8 = ____

____ fours = ____ ____ eights = ____

____ x 4 = ____ ____ x 8 = ____

5 + 5 + 5 = ____ 9 + 9 = ____ 6 + 6 + 6 = ____

____ fives = ____ ____ nines = ____ ____ sixes = ____

____ x 5 = ____ ____ x 9 = ____ ____ x 6 = ____

3 + 3 = ____ 7 + 7 + 7 + 7 = ____ 2 + 2 = ____

____ threes = ____ ____ sevens = ____ ____ twos = ____

____ x 3 = ____ ____ x 7 = ____ ____ x 2 = ____

© Carson-Dellosa • CD-704555

Name _____

Multiplication

Directions: Use the code to color the fish.

If the answer is:



6, color it **red**.

12, color it **orange**.



16, color it **blue**.

27, color it **brown**.

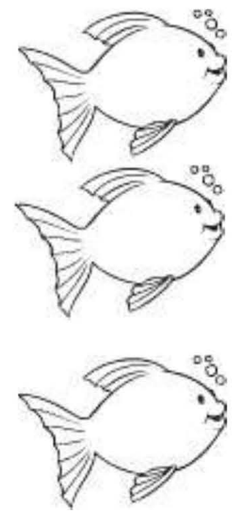

8, color it **yellow**.

15, color it **green**.

18, color it **purple**.

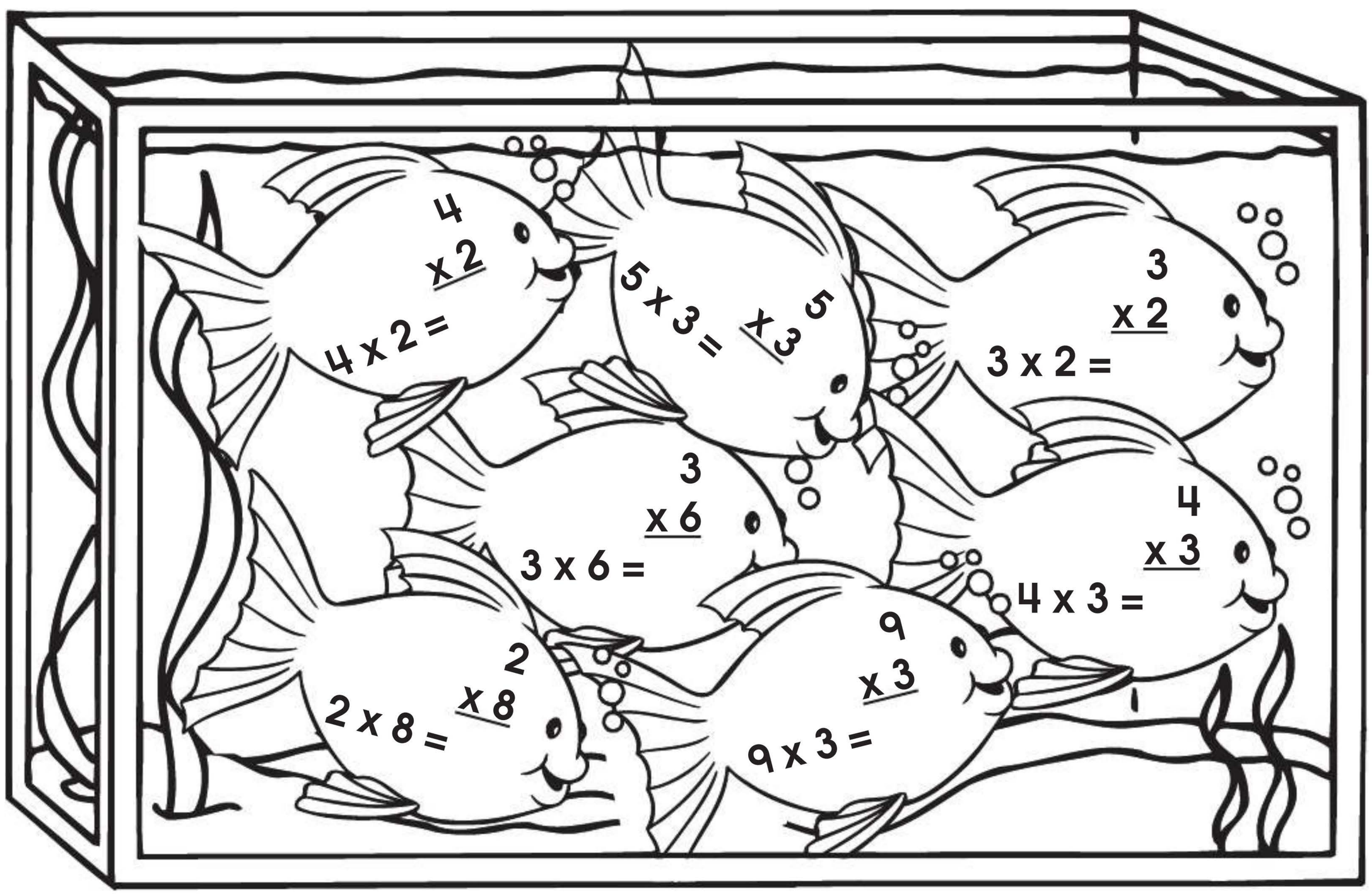

© Carson-Dellosa • CD-704555

Problem Solving

Directions: Tell if you add, subtract, or multiply. Then, write the answers.

There were 12 frogs sitting on a log by a pond, but 3 frogs hopped away.
How many frogs were left?

_____ _____ frogs

There are 9 flowers growing by the pond. Each flower has 2 leaves.
How many leaves are there?

_____ _____ leaves

A tree had 7 squirrels playing in it. Then, 8 more came along.
How many squirrels are there in all?

_____ _____ squirrels

There were 27 birds living in the trees around the pond, but 9 flew away.
How many birds are left?



_____ _____ birds

© Carson-Dellosa • CD-704555

Name _____

Circle

A **circle** is a shape that is round. This is a circle: ◯

Directions: Find the circles and draw squares around them.



Directions: Trace the word. Then, write the word.

circle

© Carson-Dellosa • CD-704555

Square

A **square** is a shape with four corners and four sides of the same length. This is a square: □

Directions: Find the squares and draw circles around them.



Directions: Trace the word. Then, write the word.

square

© Carson-Dellosa • CD-704555

Name _____

Rectangle

A **rectangle** is a shape with four corners and four sides. The sides opposite each other are the same length. This is a rectangle: ▭

Directions: Find the rectangles and draw circles around them.



Directions: Trace the word. Then, write the word.

rectangle

© Carson-Dellosa • CD-704555

Triangle

A **triangle** is a shape with three corners and three sides.
This is a triangle: △

Directions: Find the triangles and draw circles around them.



Directions: Trace the word. Then, write the word.

triangle

© Carson-Dellosa • CD-704555

Name _____

Oval and Rhombus

An **oval** is egg-shaped. This is an oval: ⬭

A **rhombus** is a shape with four sides of the same length. Its corners form points at the top, sides, and bottom. This is a rhombus: ◇

Directions: Find the ovals. Color them **red**.
Find the rhombuses. Color them **blue**.

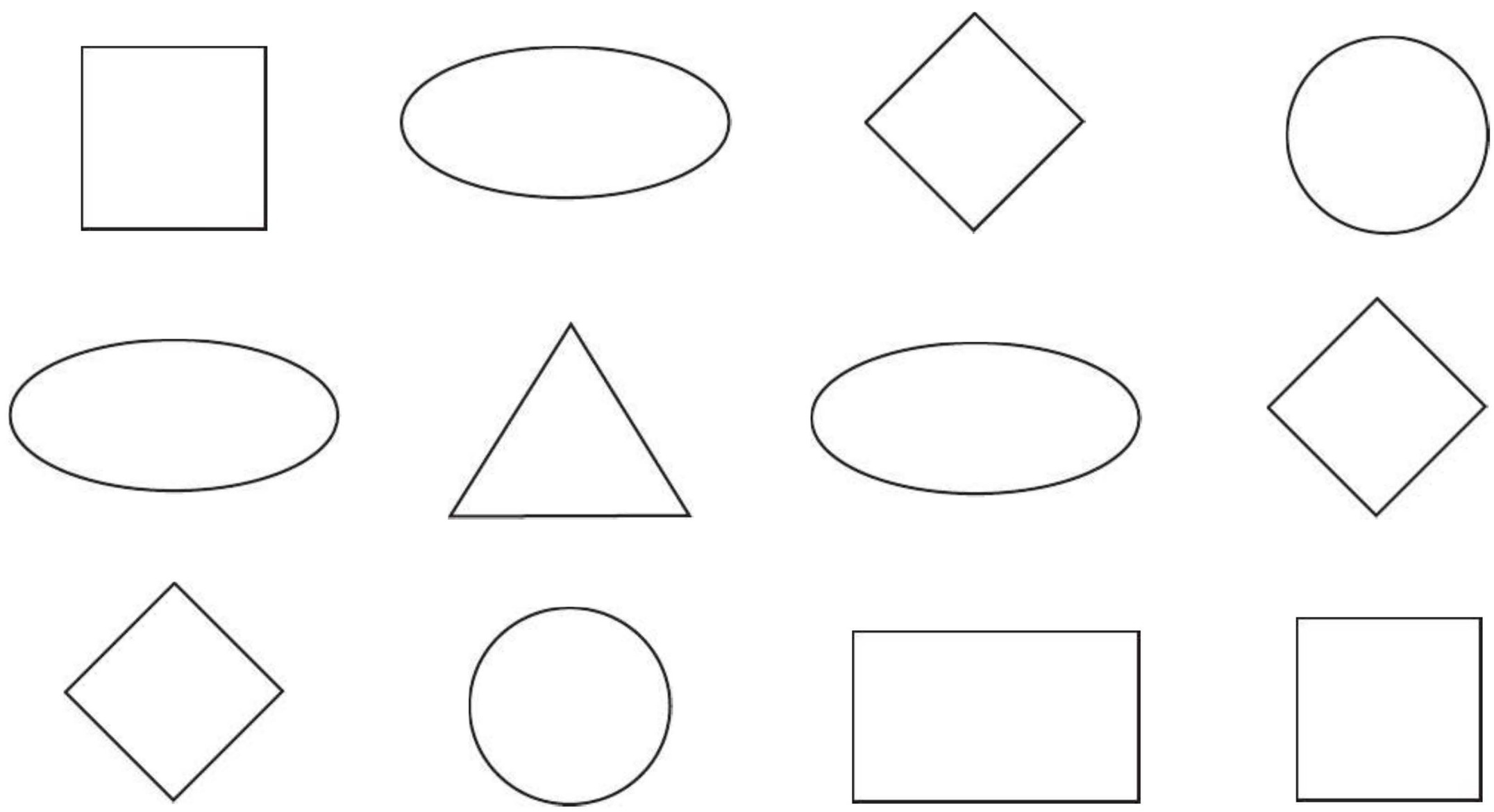

Directions: Trace the words. Then, write the words.

oval

rhombus

© Carson-Dellosa • CD-704555

Geometry

Geometry is mathematics that has to do with lines and shapes.

Directions: Color the shapes.

Color the triangles **blue**.
Color the circles **red**.
Color the squares **green**.
Color the rectangles **pink**.

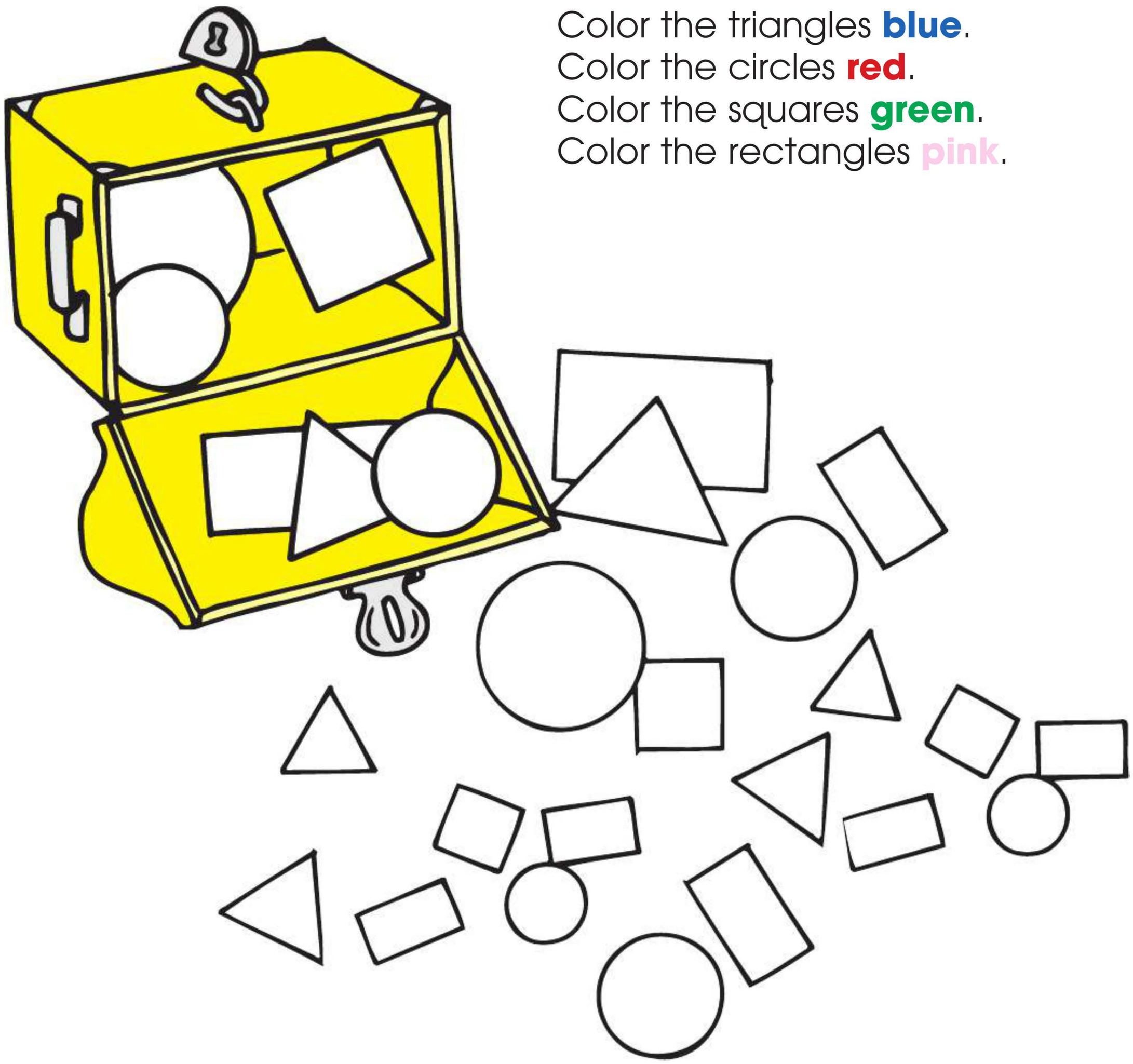

© Carson-Dellosa • CD-704555

Name _____

Shapes

Directions: Some shapes have sides. How many sides does each shape below have? Write the number of sides inside each shape.


square

rectangle

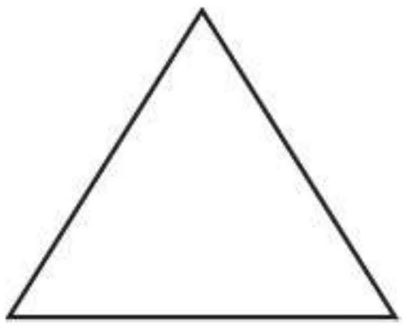
triangle

Directions: Help Robbie get to his space car by tracing the path that has only squares, rectangles, and triangles.

Hint: You may want to draw an **X** on all the other shapes. This will help you see the path more clearly.

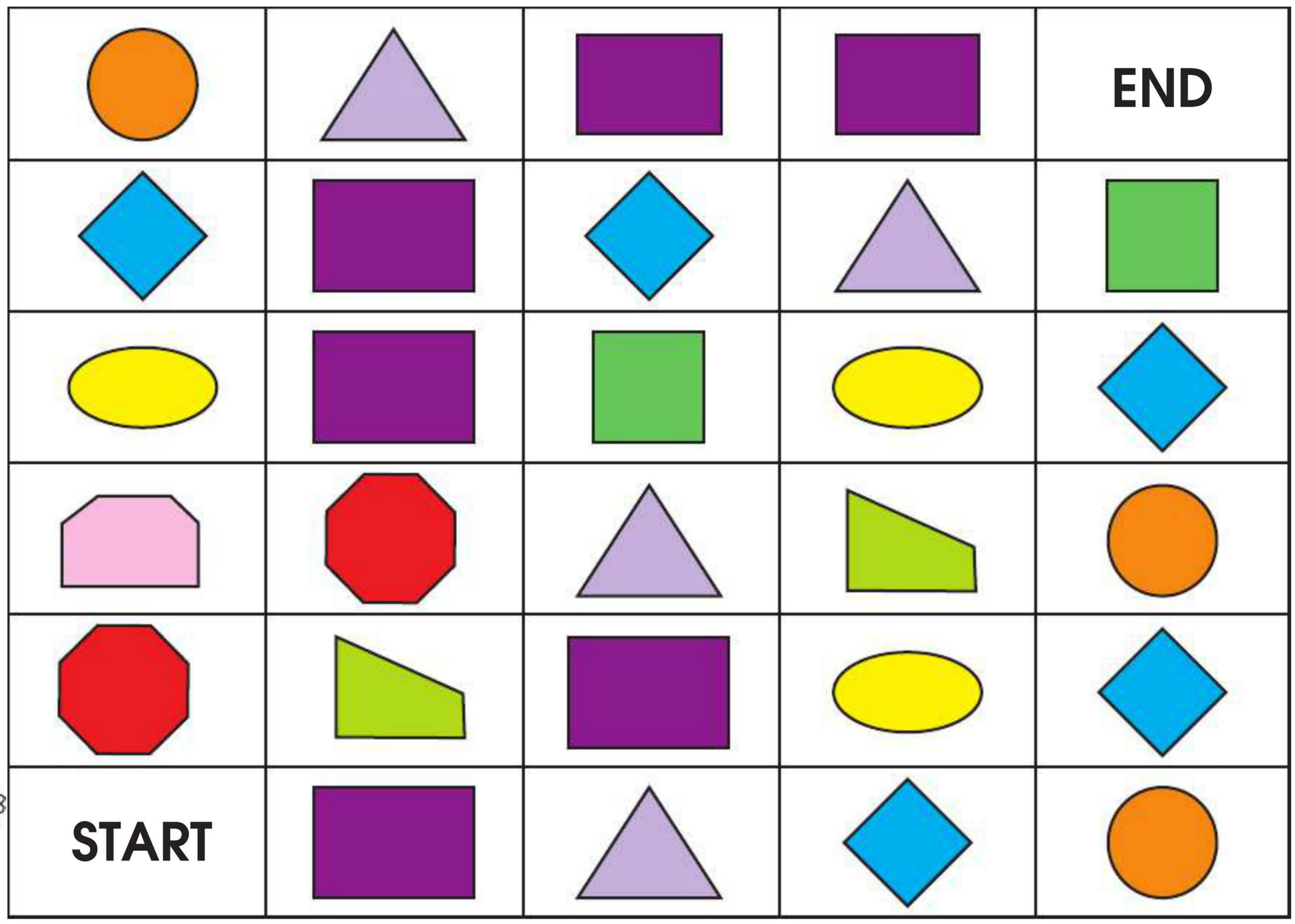



© Carson-Dellosa • CD-704555

Shapes

Directions: Look at the grid below. All the shapes have straight sides, like a square.

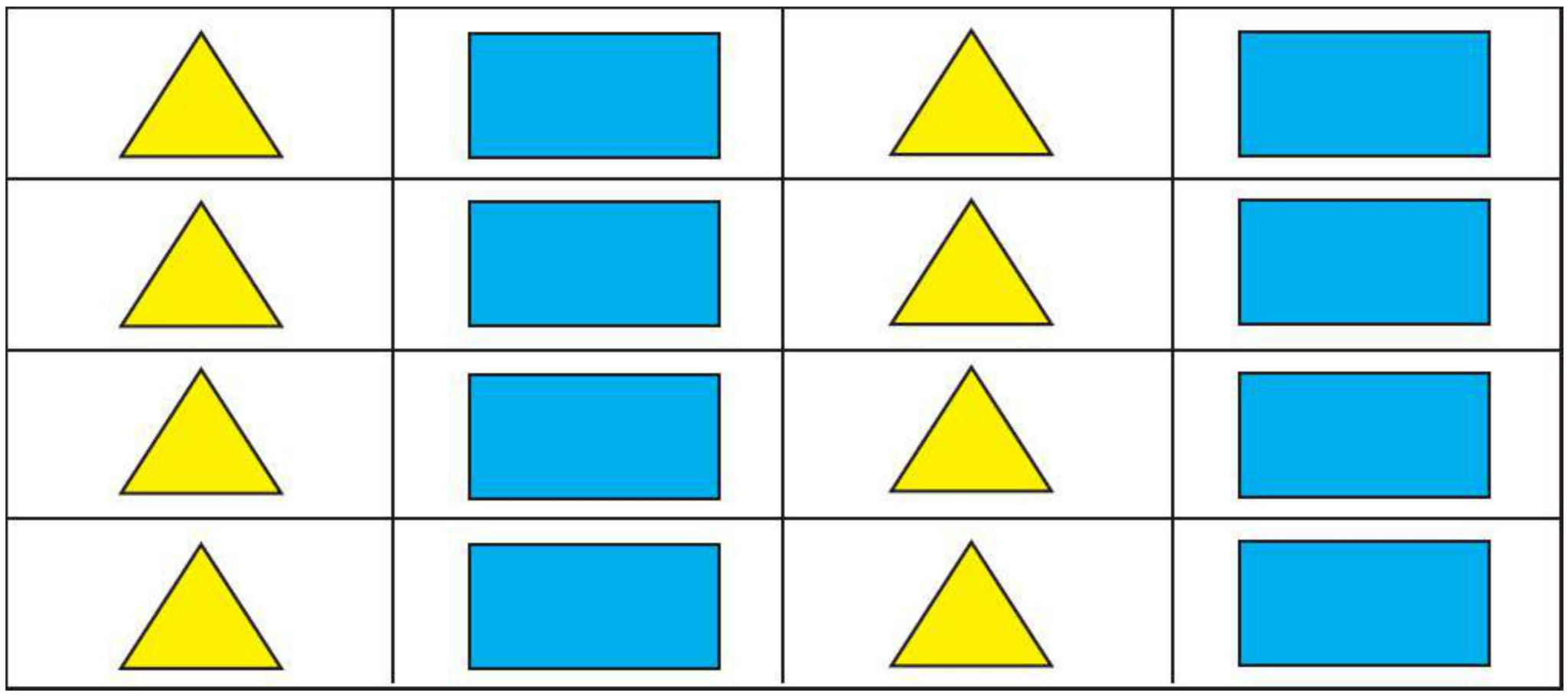

Directions: Now, make your own pattern grid. Use only shapes with straight sides like the grid above. The grid has been started for you.

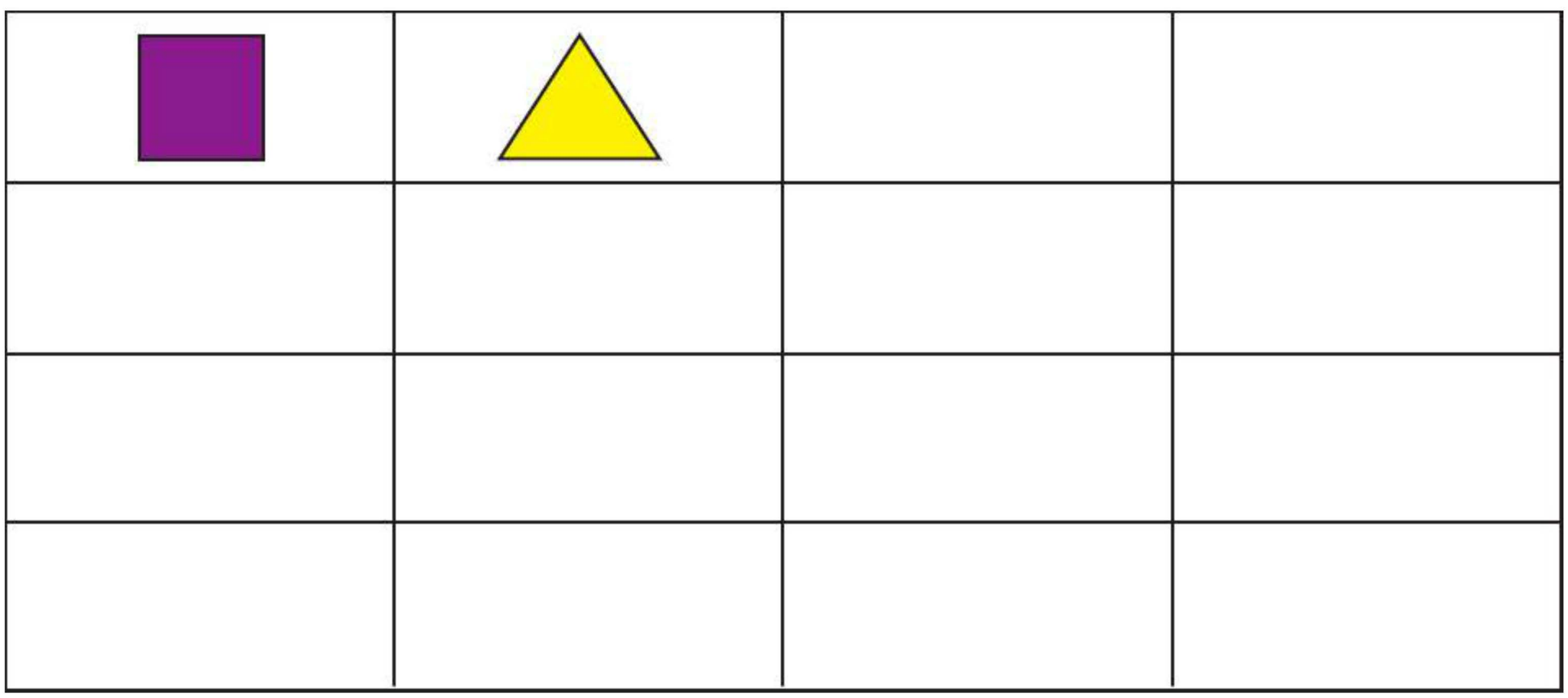

© Carson-Dellosa • CD-704555

Name _____

How Big Are You?

Directions: How big are you? **Estimate**, or guess, how long some of your body parts are. Write your estimates below. Then, have a friend use an inch ruler to measure you. Write the numbers below. How close were your estimates?

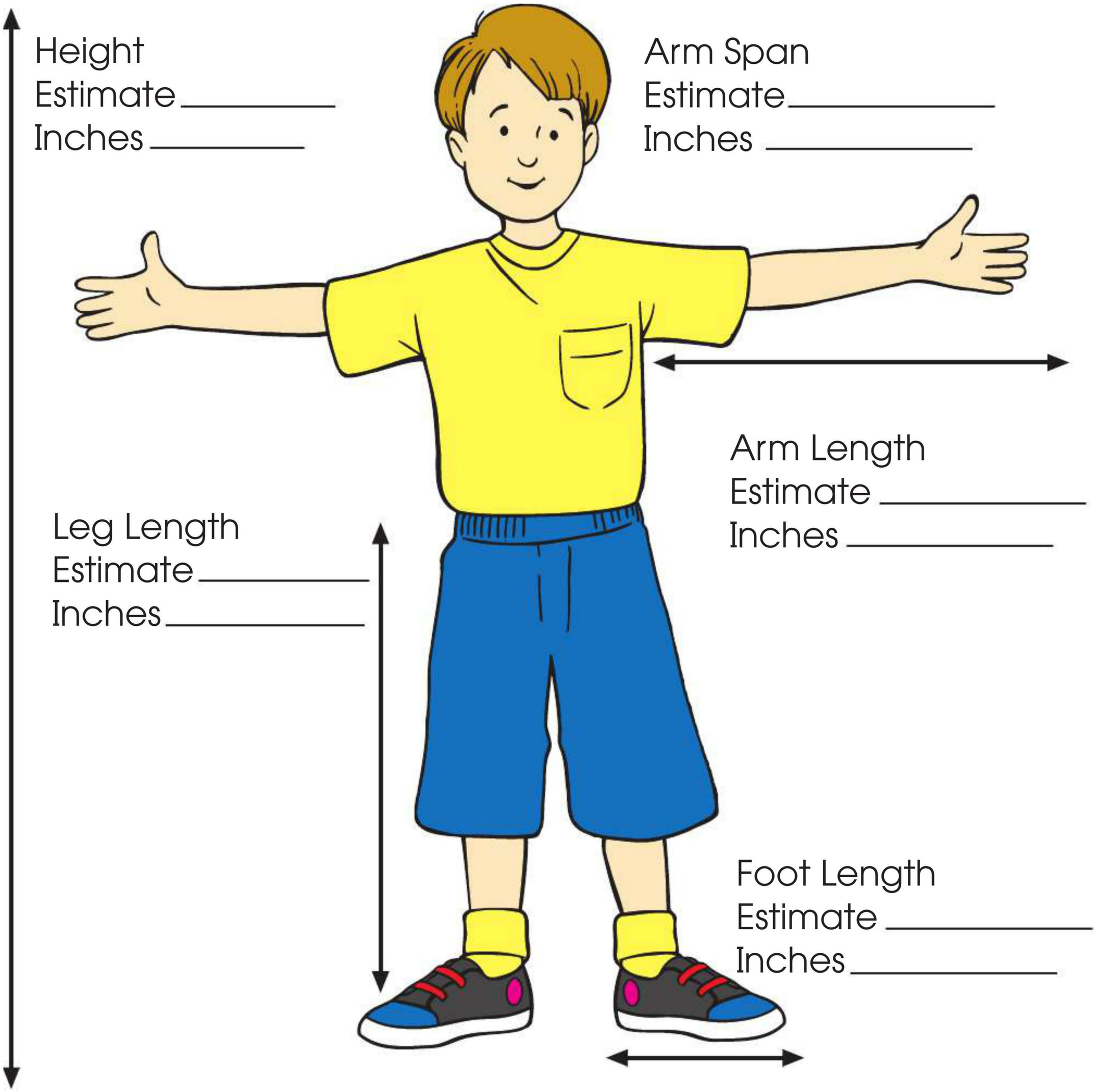

© Carson-Dellosa • CD-704555

Measurement: Inches

Directions: Cut out the ruler. Measure each object to the nearest inch.

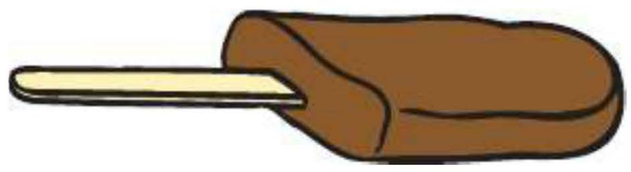

_____ inches

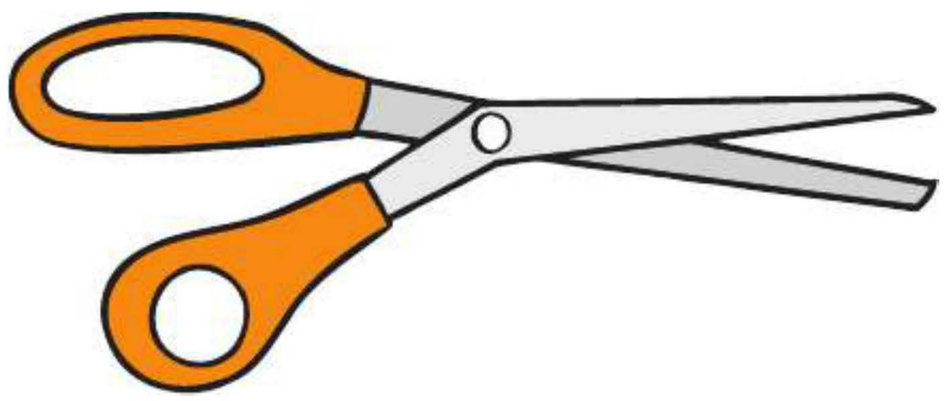

_____ inches

_____ inches

Directions: Measure objects around your house. Write the measurement to the nearest inch.

can of soup _____ inches

pen _____ inches

toothbrush _____ inches

paper clip _____ inches

small toy _____ inches

cut out

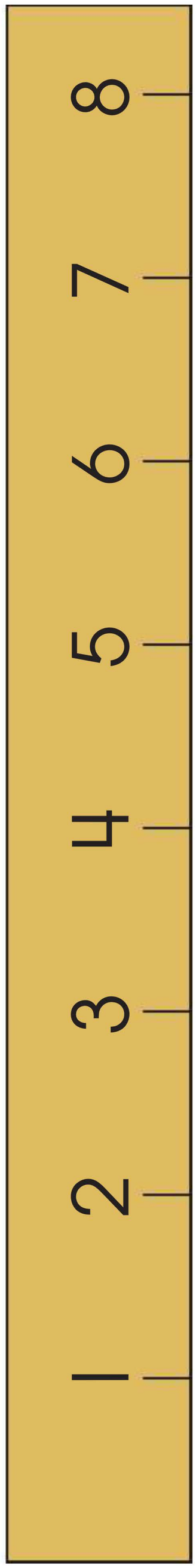

© Carson-Dellosa • CD-704555

Measurement: Inches

Directions: Use the ruler from pg. 163 to measure the fish to the nearest inch.



about _____inches



about _____inch



about _____inches

about _____inch



about _____inches



about _____inches

© Carson-Dellosa • CD-704555

Name _____

Measurement: Inches

An **inch** is a unit of length in the standard measurement system.

Directions: Use the ruler on pg. 163 to measure each object to the nearest inch.

Example: The paper clip is about 1 inch long.

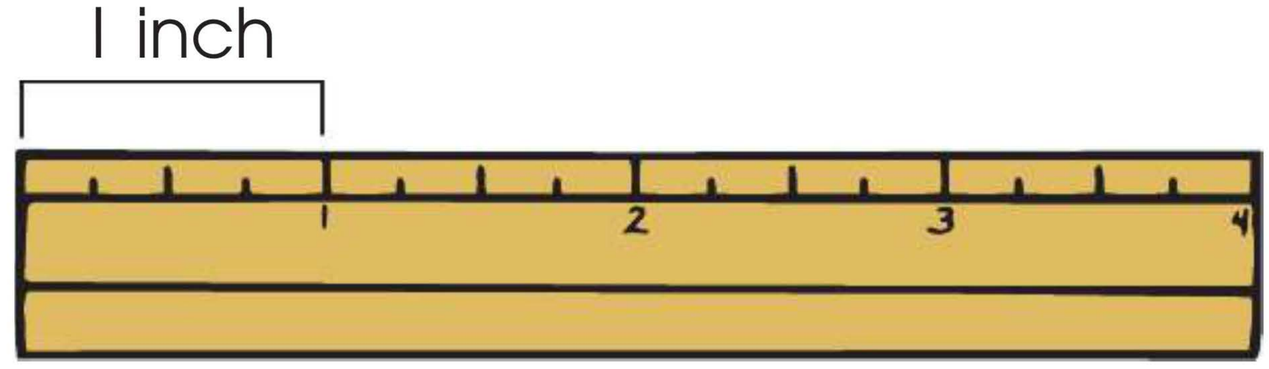

about 1 inch



about _____ inch



about _____ inches



about _____ inches

about _____ inches

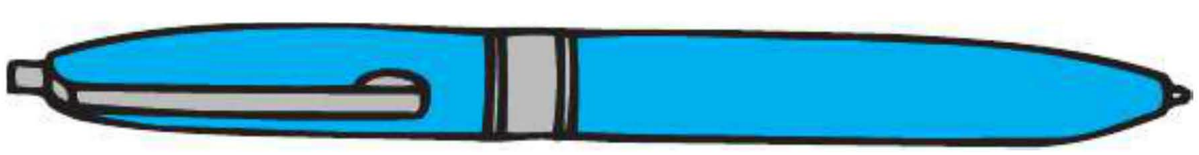

about _____ inches

about _____ inches

© Carson-Dellosa • CD-704555

Name _____

Measuring Monkeys

Directions: Use the inch ruler on pg. 163 to measure the length of each rope. Write the answer in each blank.



© Carson-Dellosa • CD-704555

Name _____

Measurement: Centimeters

A **centimeter** is a unit of length in the metric system. There are 2.54 centimeters in an inch.

Directions: Use a centimeter ruler to measure the crayons to the nearest centimeter.

Example: The first crayon is about 7 centimeters long.

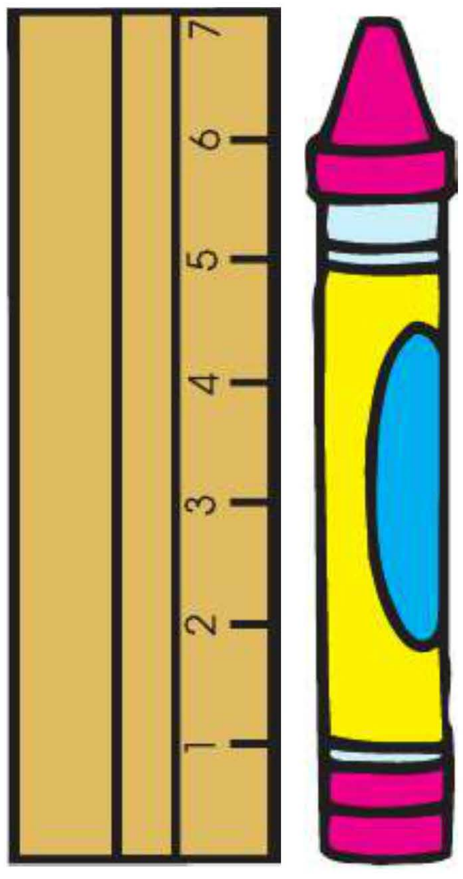

about 7 centimeters



about _____ centimeters

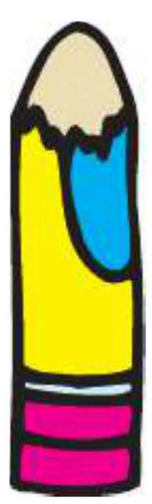

about _____ centimeters

about _____ centimeter

about _____ centimeters

about _____ centimeters

© Carson-Dellosa • CD-704555

Name _____

Measurement: Centimeters

Directions: The giraffe is about 8 centimeters high. How many centimeters (cm) high are the trees? Write your answers in the blanks.

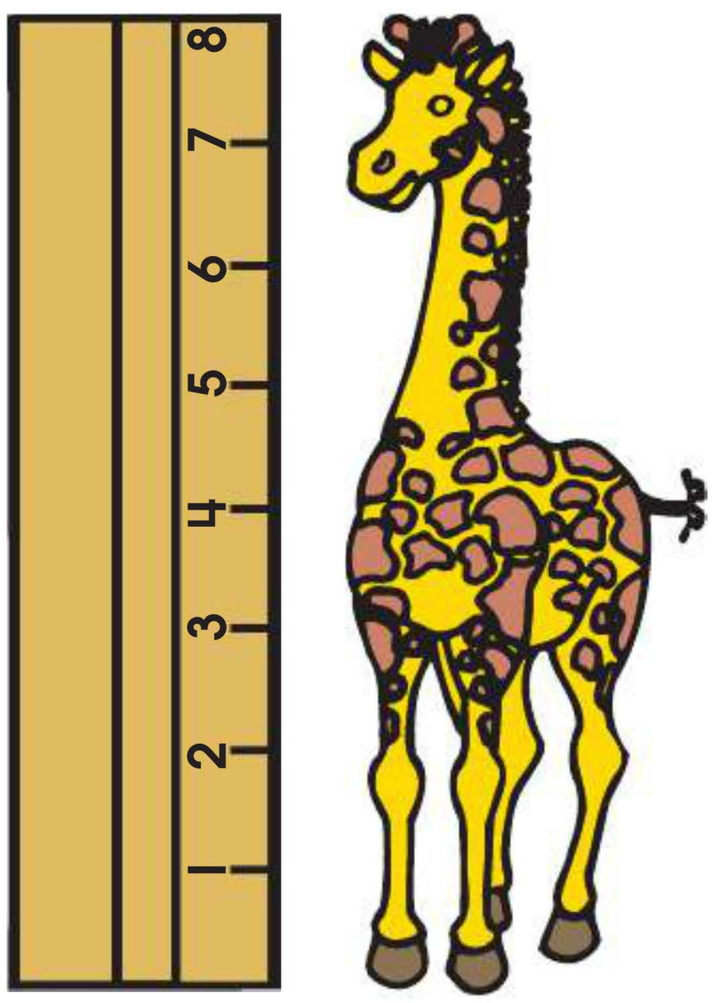

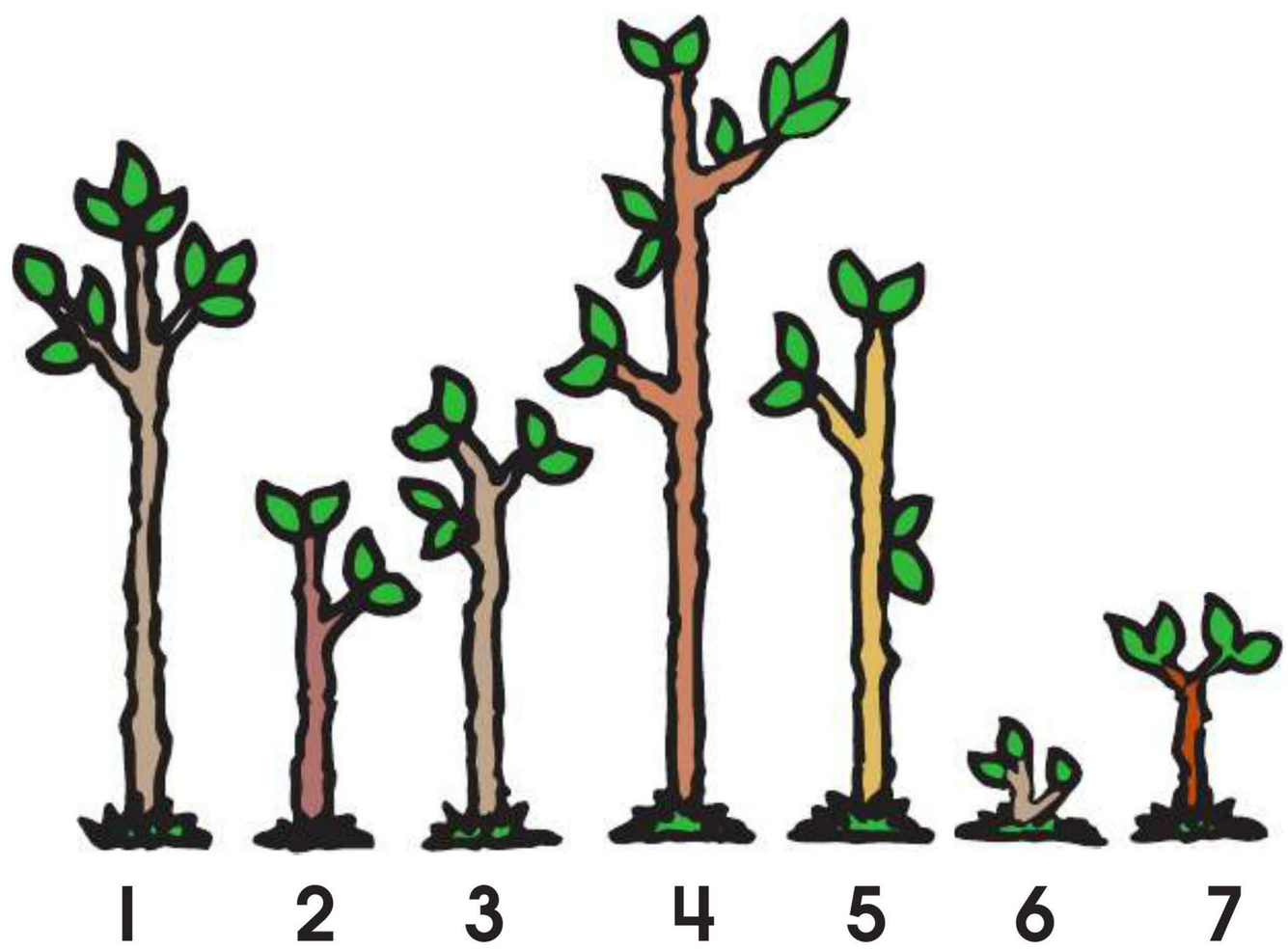

1. _____cm 2. _____cm 3. _____cm

4. _____cm 5. _____cm 6. _____cm 7. _____cm

© Carson-Dellosa • CD-704555

Name _____

Trip to the Watering Hole

Directions: Use a centimeter ruler to measure the distance each animal has to travel to reach the watering hole. Write the answer in each blank.

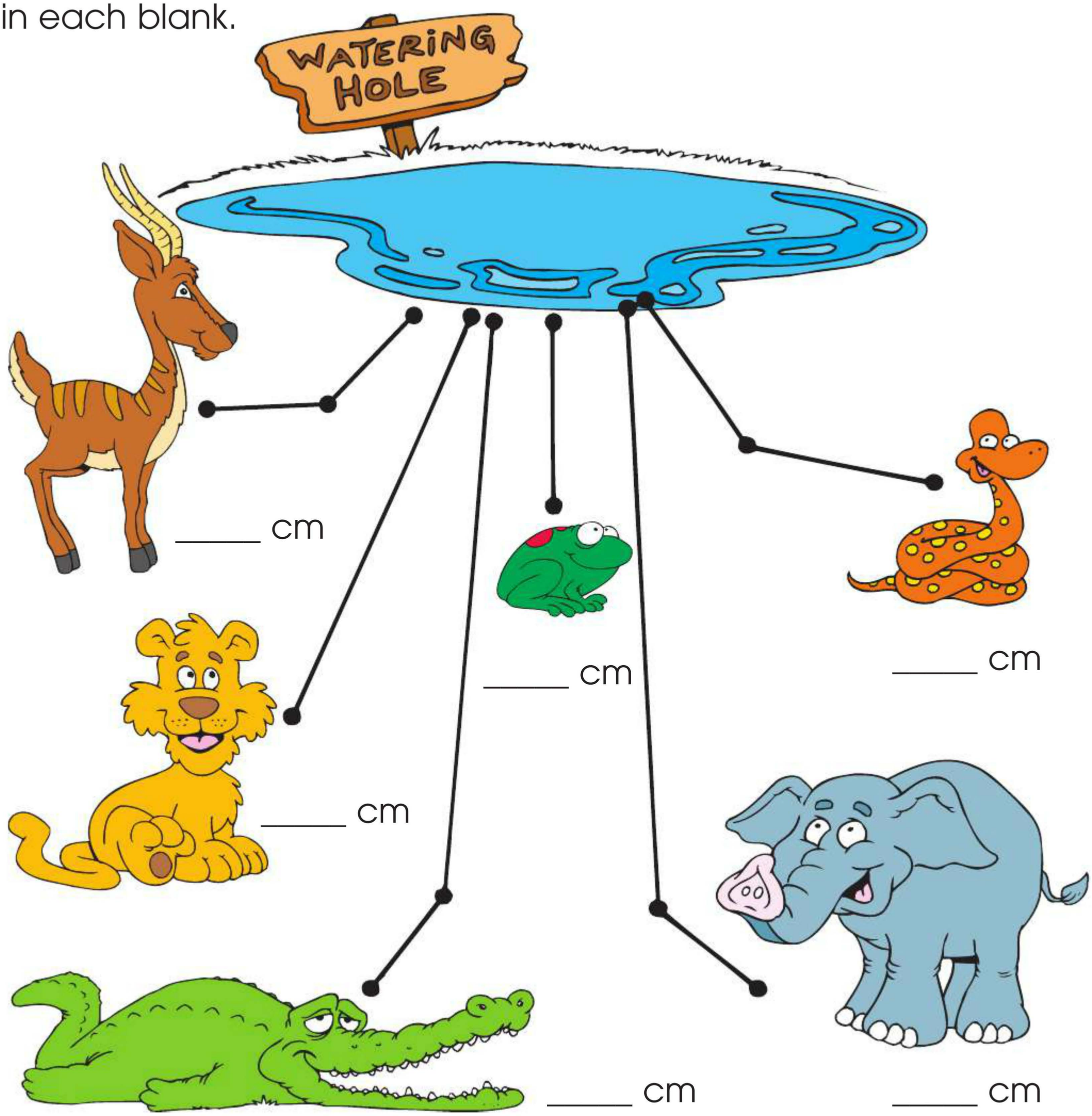

© Carson-Dellosa • CD-704555

Name _____

Centimeter Sharpening

Directions: Use a centimeter ruler to measure each pencil. Subtract to find how many centimeters were lost when sharpening each pencil.





4 cm
− 2 cm
2 cm



_____ cm
− _____ cm
_____ cm



_____ cm
− _____ cm
_____ cm



_____ cm
− _____ cm
_____ cm



_____ cm
− _____ cm
_____ cm



_____ cm
− _____ cm
_____ cm

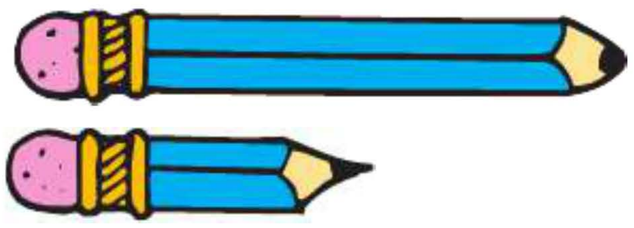

_____ cm
− _____ cm
_____ cm

© Carson-Dellosa • CD-704555

Name _____

Good Morning

Directions: Make your own bar graph. List 5 kinds of cereal on the graph below. Ask 5 people to vote for one cereal. Record the votes on the graph by coloring in 1 space for each vote. Use the information to answer the questions.



Favorite Cereal

Cereals					
	1	2	3	4	5

Number of People

1. Which cereal was the favorite? _____
2. Which cereal had the fewest votes? _____
3. How many more voted for _____ (name of cereal) than for _____ (name of cereal) ? _____
4. How many people chose _____ (name of cereal) and _____ (name of cereal) altogether? _____

© Carson-Dellosa • CD-704555

Jungle Weather

Directions: The pictures show the weather for one month. Count the number of sunny, cloudy, and rainy days.





Directions: Complete the pictograph using the tallies above.

Weather for 1 Month



Number of Days

© Carson-Dellosa • CD-704555

Name _____

What a Meal!

Directions: Use the pictograph to complete each sentence below.

= 2 worms



Grace Goldfish	
Willie Walleye	
Calvin Catfish	
Benny Bluegill	
Beth Bass	
Patty Perch	



1. _____ got the fewest worms.
2. _____ got the most worms.
3. _____ and _____ got the same number of worms.
4. Benny and Patty together caught the same number of worms as _____ .
5. Write the number of worms that each fish ate.

_____	_____	_____	_____	_____	_____
Grace	**Willie**	**Calvin**	**Benny**	**Beth**	**Patty**

© Carson-Dellosa • CD-704555

Name _____

"Play Ball"

Directions: Eight baseball teams have just completed their season. Each team played eight games. Use this pictograph to answer the questions below.

= 1 win

Washington Wiggle Worms	
Jersey Jaguars	
Pittsburgh Pandas	
Tampa Toucans	
Kansas City Centipedes	
Lansing Lightning Bugs	
Houston Hornets	
Memphis Monkeys	

1. How many games did the Memphis Monkeys lose? _____
2. Which teams tied for last place?

   _____ and _____
3. Which team won the most games? _____
4. How many more games did the Washington Wiggle Worms win than the Tampa Toucans? _____
5. Which four teams' total number of games won equal the Jersey Jaguars' number of games won? _____

   _____

© Carson-Dellosa • CD-704555

Name _____

Graphs

A **graph** is a drawing that shows information about numbers.

Directions: Count the apples in each row. Color the boxes to show how many apples have bites taken out of them.

Example:



1	2	3	4	5	6	7	8





© Carson-Dellosa • CD-704555

Name _____

Graphs

Directions: Count the banana peels in each column. Color the boxes to show how many bananas have been eaten by the monkeys.

Example:

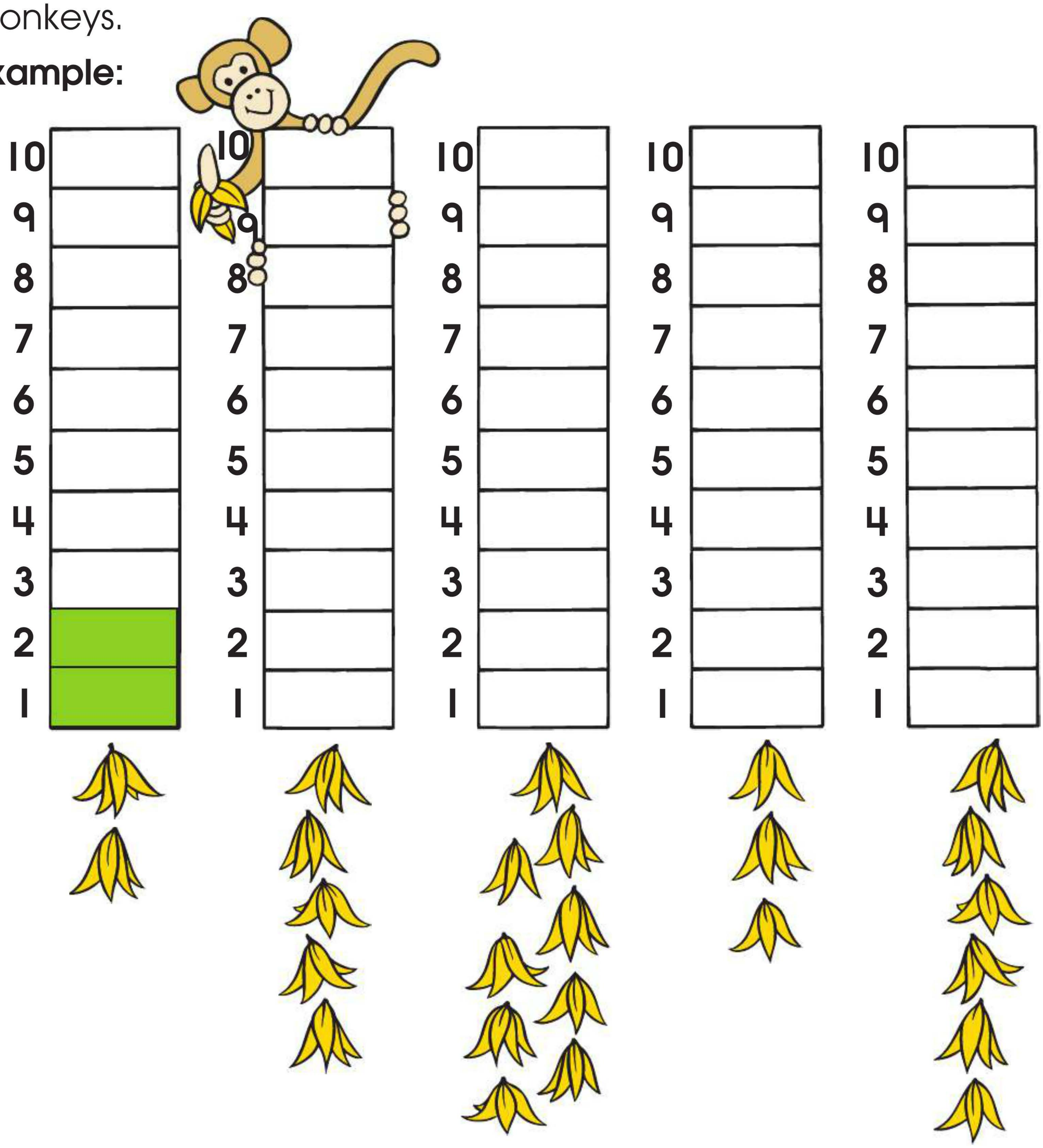

© Carson-Dellosa • CD-704555

Name _____

Treasure Chest

Directions: Read the directions. Draw the pictures where they belong on the grid. Start at 0 and go . . .

over 2, up 5. Draw a

over 9, up 3. Draw a 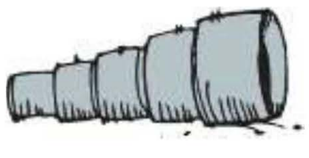

over 8, up 6. Draw a

over 5, up 2. Draw a

over 1, up 7. Draw a

over 7, up 1. Draw a 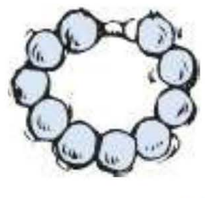

over 6, up 4. Draw a

over 2, up 3. Draw a

over 3, up 1. Draw a

over 4, up 6. Draw a

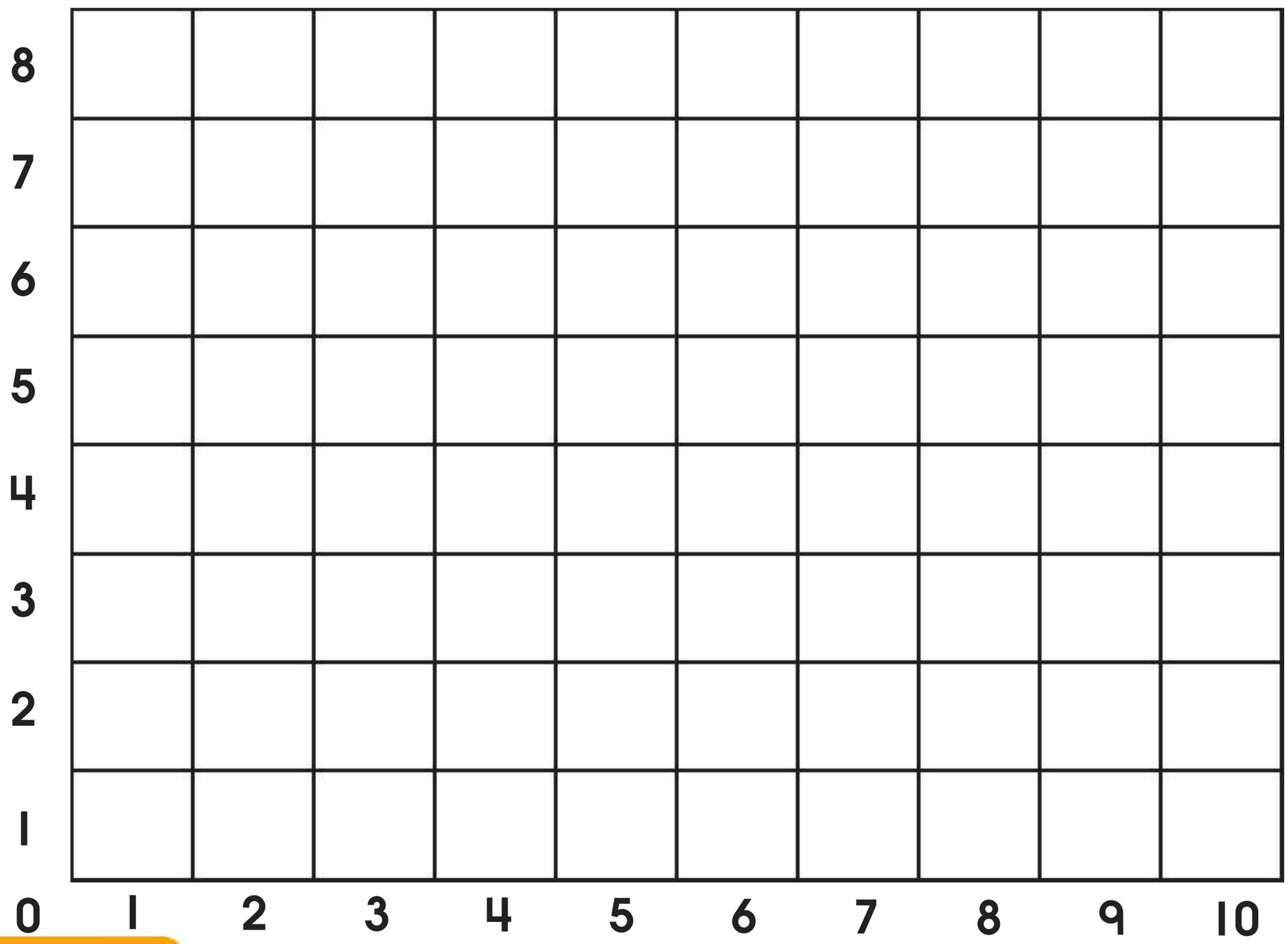

© Carson-Dellosa • CD-704555

Name _____

Let's Get Things in Order!

Directions: Help Mrs. Brown pick flowers in her garden. The flowers she wants are listed in the chart. Use the descriptions to color the flowers in her garden.

↓	→	Color it:
1st row	6th flower	red
2nd row	4th flower	blue
3rd row	1st flower	yellow
4th row	9th flower	pink
5th row	10th flower	orange
6th row	2nd flower	green
7th row	5th flower	black
8th row	7th flower	grey
9th row	8th flower	purple
10th row	3rd flower	brown



© Carson-Dellosa • CD-704555

Name _____

Whole and Half

A **fraction** is a number that names part of a whole, such as $\frac{1}{2}$.

Directions: Color half of each thing.

Example: whole apple

half an apple









© Carson-Dellosa • CD-704555

Name _____

One Third

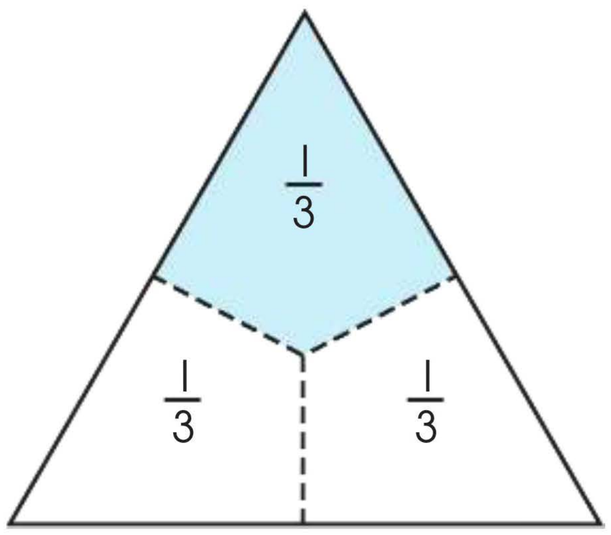

$\frac{1}{3}$ part is blue.

The $\frac{3}{3}$ parts are the same size.

$\frac{1}{3}$ of the inside is blue.

Directions: Complete the fraction statements.

Example:



$\frac{1}{3}$ part is blue.

$\frac{3}{3}$ parts are the same size.

$\frac{1}{3}$ of the inside is blue.

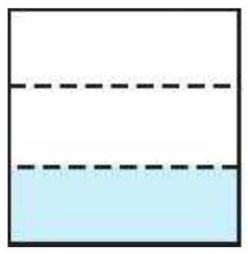

____ part is blue.

____ parts are the same size.

____ of the inside is blue.

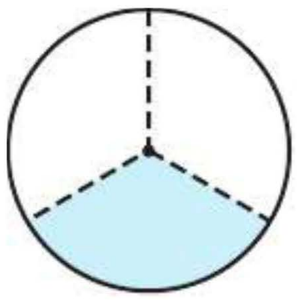

____ part is blue.

____ parts are the same size.

____ of the inside is blue.

____ part is blue.

____ parts are the same size.

____ of the inside is blue.

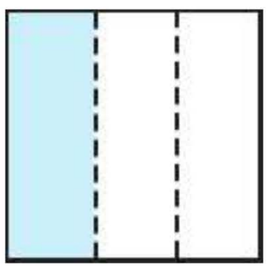

____ of the inside is blue.

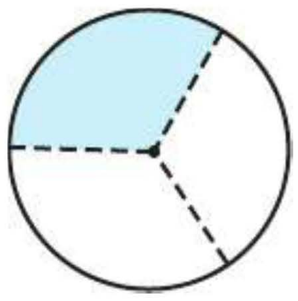

____ of the inside is blue.

© Carson-Dellosa • CD-704555

Name _____

One Fourth

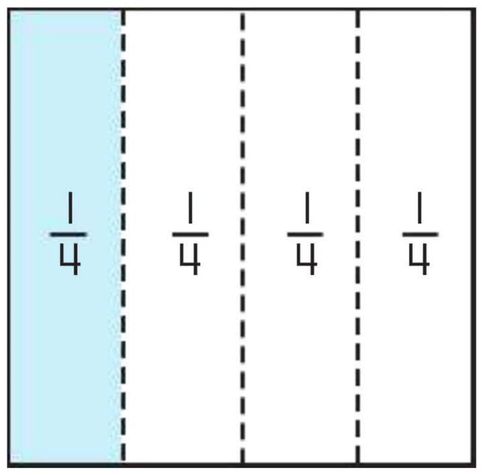

$\frac{1}{4}$ part is blue.

The $\frac{4}{4}$ parts are the same size.

$\frac{1}{4}$ of the inside is blue.

Directions: Complete the fraction statements.

Example:

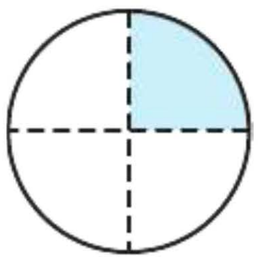

$\frac{1}{4}$ part is blue.

$\frac{4}{4}$ parts are the same size.

$\frac{1}{4}$ of the inside is blue.

_____ part is blue.

_____ parts are the same size.

_____ of the inside is blue.

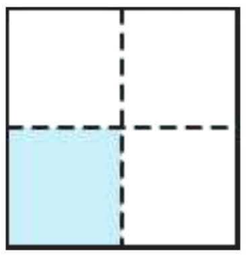

_____ part is blue.

_____ parts are the same size.

_____ of the inside is blue.

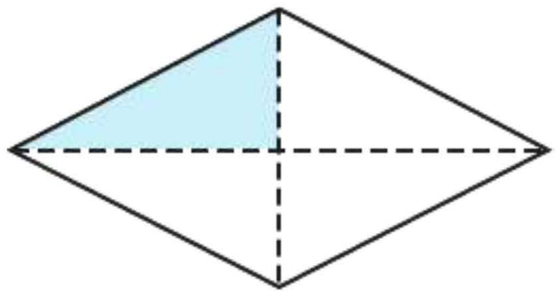

_____ part is blue.

_____ parts are the same size.

_____ of the inside is blue.

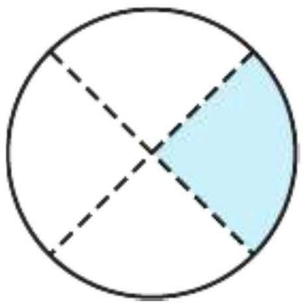

_____ of the inside is blue.

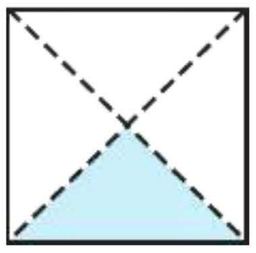

_____ of the inside is blue.

© Carson-Dellosa • CD-704555

Fractions: Half, Third, Fourth

Directions: Study the examples. Circle the fraction that shows the shaded part. Then, circle the fraction that shows the white part.

Examples:



shaded $\frac{1}{4}$ $\frac{1}{3}$ $\frac{1}{2}$ **white** $\frac{1}{3}$ $\frac{1}{2}$ $\frac{1}{4}$

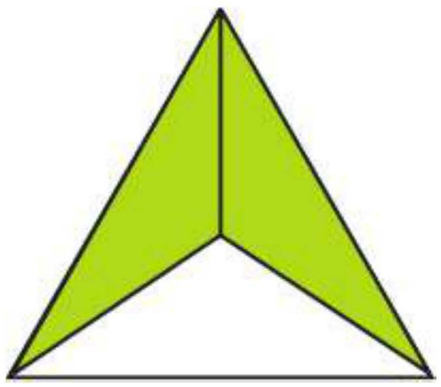

shaded $\frac{1}{2}$ $\frac{2}{3}$ $\frac{3}{4}$ **white** $\frac{2}{3}$ $\frac{1}{2}$ $\frac{1}{3}$

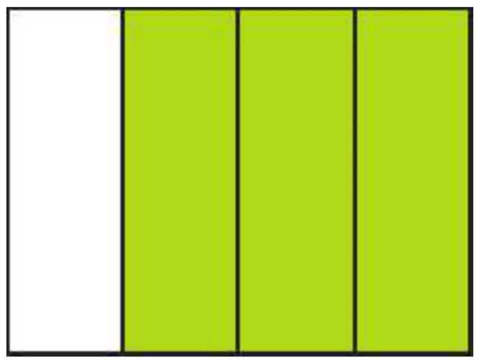

shaded $\frac{1}{4}$ $\frac{1}{2}$ $\frac{3}{4}$ **white** $\frac{1}{4}$ $\frac{2}{3}$ $\frac{1}{2}$

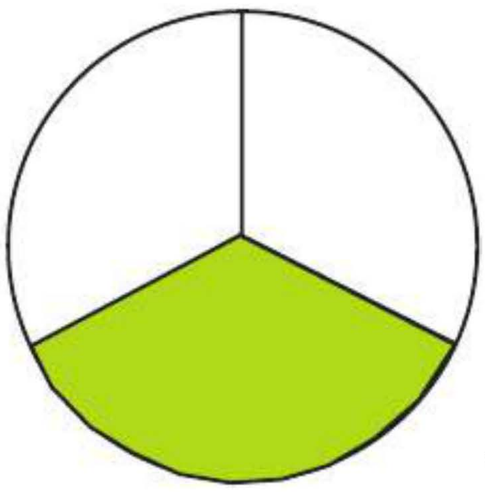

shaded $\frac{1}{4}$ $\frac{1}{3}$ $\frac{1}{2}$ **white** $\frac{2}{4}$ $\frac{2}{3}$ $\frac{2}{2}$

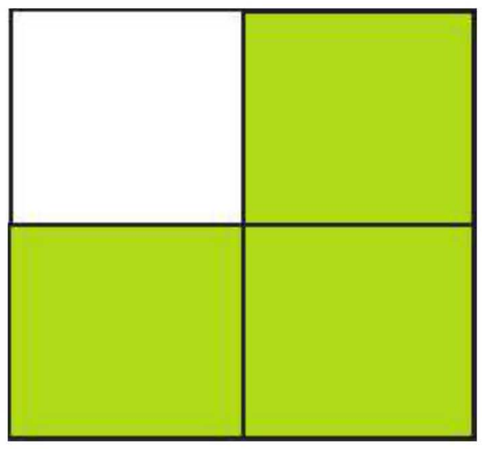

shaded $\frac{3}{4}$ $\frac{1}{3}$ $\frac{3}{2}$ **white** $\frac{1}{2}$ $\frac{1}{4}$ $\frac{1}{3}$

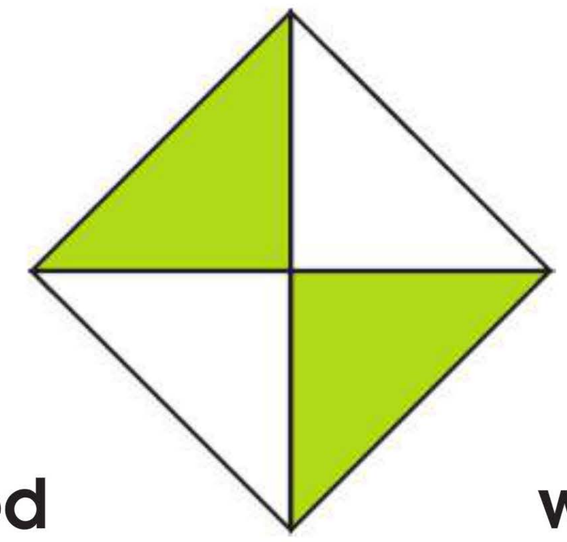

shaded $\frac{2}{3}$ $\frac{2}{4}$ $\frac{2}{2}$ **white** $\frac{1}{3}$ $\frac{2}{4}$ $\frac{2}{2}$



shaded $\frac{1}{3}$ $\frac{2}{3}$ $\frac{2}{2}$ **white** $\frac{1}{2}$ $\frac{1}{4}$ $\frac{1}{3}$

© Carson-Dellosa • CD-704555

Name _____

Shaded Shapes

Directions: Draw a line to match each fraction with its correct shape.

$\frac{1}{3}$ shaded

$\frac{2}{4}$ shaded

$\frac{1}{4}$ shaded

$\frac{1}{2}$ shaded

$\frac{3}{4}$ shaded

$\frac{2}{3}$ shaded

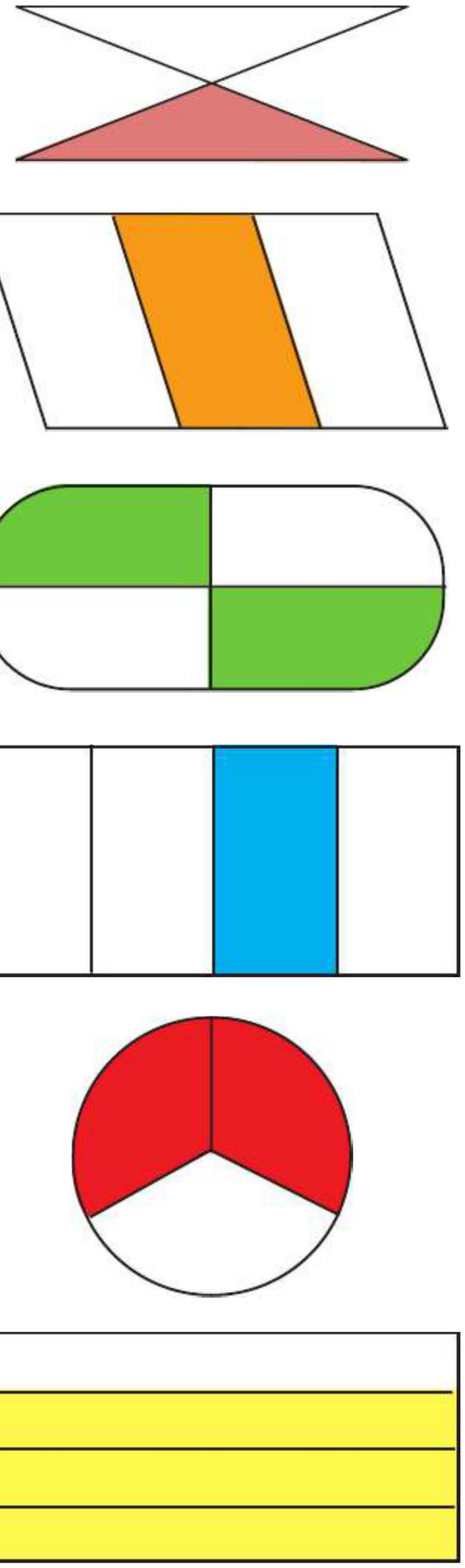

© Carson-Dellosa • CD-704555

Fraction Food

Directions: Count the equal parts. Circle the fraction that names one of the parts.



$\frac{1}{2}$ $\frac{1}{3}$ $\frac{1}{4}$



$\frac{1}{2}$ $\frac{1}{3}$ $\frac{1}{4}$



$\frac{1}{2}$ $\frac{1}{3}$ $\frac{1}{4}$

$\frac{1}{2}$ $\frac{1}{3}$ $\frac{1}{4}$

$\frac{1}{2}$ $\frac{1}{3}$ $\frac{1}{4}$



$\frac{1}{2}$ $\frac{1}{3}$ $\frac{1}{4}$

$\frac{1}{2}$ $\frac{1}{3}$ $\frac{1}{4}$



$\frac{1}{2}$ $\frac{1}{3}$ $\frac{1}{4}$



$\frac{1}{2}$ $\frac{1}{3}$ $\frac{1}{4}$

© Carson-Dellosa • CD-704555

Name _____

Mean Monster's Diet

Directions: Help Mean Monster choose the right piece of food.

1. Mean Monster may have $\frac{1}{4}$ of this chocolate pie. Color in $\frac{1}{4}$ of the pie.

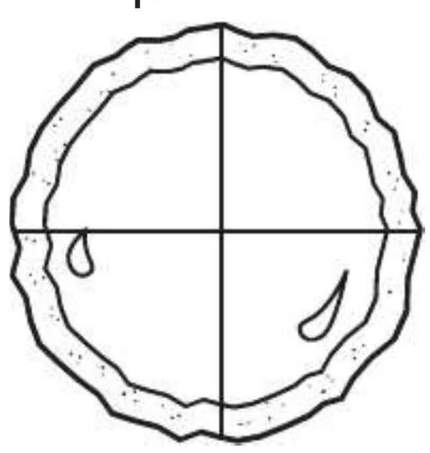

2. For a snack, he wants $\frac{1}{3}$ of this chocolate cake. Color in $\frac{1}{3}$ of the cake.



3. For an evening snack, he can have $\frac{1}{4}$ of the candy bar. Color in $\frac{1}{4}$ of the candy bar.

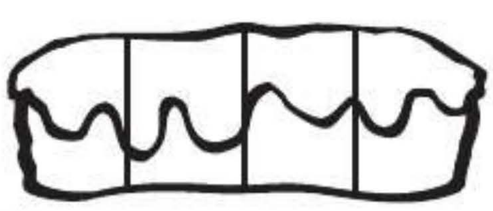

4. Mean Monster may eat $\frac{1}{3}$ of this pizza. Color in $\frac{1}{3}$ of the pizza.

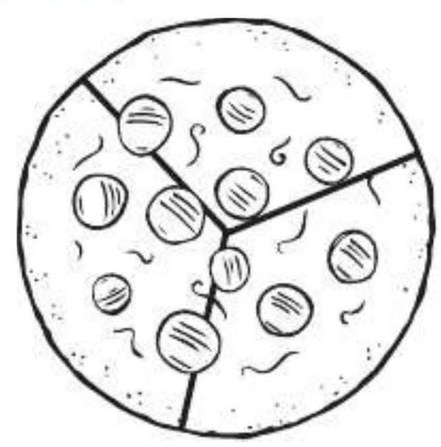

5. For lunch, Mean Monster gets $\frac{1}{2}$ of the sandwich. Color in $\frac{1}{2}$ of the sandwich.

6. He ate $\frac{1}{2}$ of the apple for lunch. Color in $\frac{1}{2}$ of the apple.



© Carson-Dellosa • CD-704555

Fractions

One morning, Mrs. Murky asks her class:

"Which would you rather have, $\frac{1}{2}$ of a candy bar or $\frac{2}{4}$ of a candy bar?"

Directions: Which would you rather have? Explain your answer.

_____

_____



© Carson-Dellosa • CD-704555

Name _____

Clocks: Identifying Parts

Directions: A clock face has numbers. Trace the numbers on the clock.



© Carson-Dellosa • CD-704555

Writing the Time

Directions: Color the little hour hand **red**. Fill in the blanks.



The **BIG HAND** is on _____ .

The **little hand** is on _____ .

It is _____ o'clock.



The **BIG HAND** is on _____ .

The **little hand** is on _____ .

It is _____ o'clock.



The **BIG HAND** is on _____ .

The **little hand** is on _____ .

It is _____ o'clock.



The **BIG HAND** is on _____ .

The **little hand** is on _____ .

It is _____ o'clock.

© Carson-Dellosa • CD-704555

Name _____

Practice

Directions: What is the time?

_____ o'clock

_____ o'clock

_____ o'clock

_____ o'clock

_____ o'clock

_____ o'clock

_____ o'clock

_____ o'clock

_____ o'clock

_____ o'clock

_____ o'clock

_____ o'clock

© Carson-Dellosa • CD-704555

Matching Digital and Face Clocks

Long ago, there were only wind-up clocks. Today, we also have electric and battery clocks. We may soon have solar clocks!

Directions: Match the digital and face clocks that show the same time.





© Carson-Dellosa • CD-704555

Name _____

Writing Time on the Half-Hour

Directions: Write the times.

_____

_____ minutes past



_____

_____ o'clock

_____

_____ minutes past

_____

_____ o'clock

What is your dinner time?

Directions: Circle the time you eat.

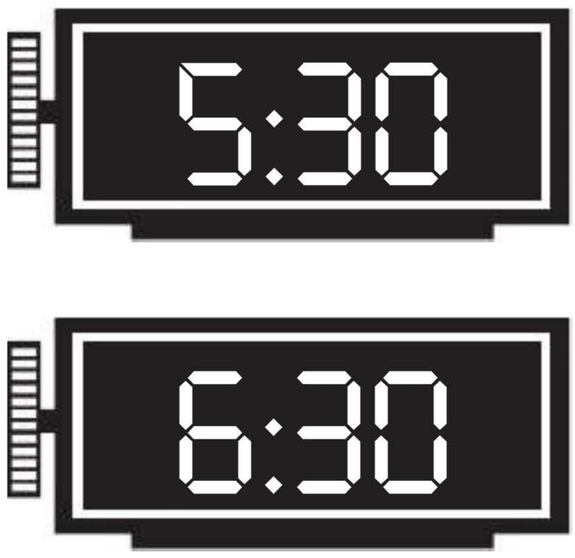

© Carson-Dellosa • CD-704555

Writing Time on the Half-Hour

Directions: What time is it?



_____

_____

_____

_____

_____

_____

© Carson-Dellosa • CD-704555

Name _____

Time to the Quarter-Hour: Introduction

Each **hour** has **60** minutes. An **hour** has **4 quarter-hours**. A **quarter-hour** is **15 minutes**.

This clock face shows a quarter of an hour.

From the **12** to the **3** is **15 minutes**.



From the 12 to the 3 is 15 minutes.

15 minutes after 8 o'clock

is 8:15.

© Carson-Dellosa • CD-704555

Writing Time on the Quarter-Hour

Directions: Draw the hands. Write the times.

5:15



15 minutes after

5 o'clock

10:15



_____ minutes after

_____ o'clock

2:15



_____ minutes after

_____ o'clock

9:15



_____ minutes after

_____ o'clock

© Carson-Dellosa • CD-704555

Name _____

Time to the Minute Intervals: Introduction

Each **number** on the clock face stands for **5** minutes.

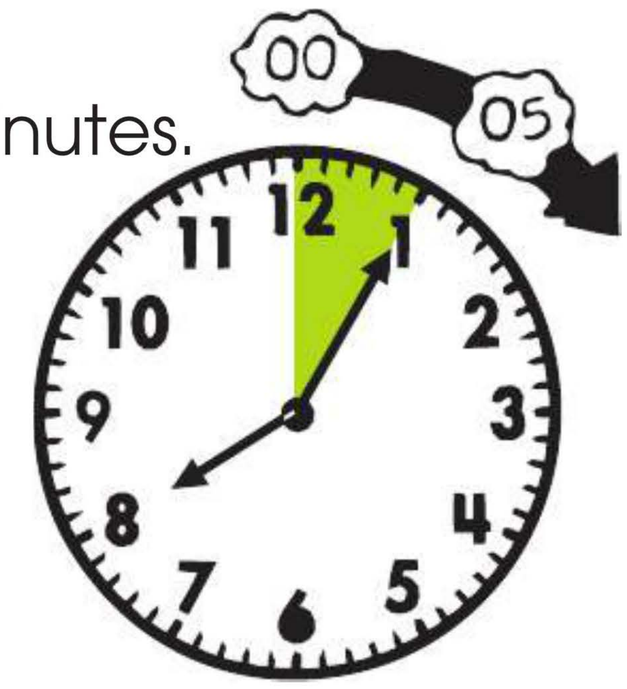

Directions: Count by **5**s beginning at the **12**. Write the numbers here:

00 05 10 15 20 25

It is 25 minutes after 8 o'clock. It is written 8:25.

Directions: Count by **5**s.

00 _____ _____ _____ _____ _____ _____ _____



It is _____ minutes after _____ o'clock.

_____ : _____

© Carson-Dellosa • CD-704555

Drawing the Minute Hand

Directions: Draw the hands on these fish clocks.



7:45



8:05



11:15



3:20



5:55



1:50



12:10



10:25



4:40

© Carson-Dellosa • CD-704555

Name _____

Counting Pennies

Directions: Count the pennies. How many cents?

Example:

© Carson-Dellosa • CD-704555

Counting Pennies

Directions: Count the pennies in each triangle.

_____¢

_____¢

_____¢

© Carson-Dellosa • CD-704555

Name _____

Nickels: Introduction

Directions: Look at the two sides of a nickel. Color the nickels **silver**.

front

back

_____1_____ nickel = _____5_____ pennies

_____1_____ nickel = _____5_____ cents

_____1_____ nickel = _____5_____ ¢

Directions: Write the number of cents in a nickel.

5¢ = _____¢ + _____¢ + _____¢ + _____¢ + _____¢

=

© Carson-Dellosa • CD-704555

Nickels: Counting by Fives

Directions: Count the nickels by 5s. Write the amount.

5 cents = 1 nickel

Example:

15 ¢

____ ¢

Count 5, 10, 15.

____ ¢

Count ____, ____.

____ ¢

Count ____, ____, ____,

____, ____.

____ ¢

Count ____, ____, ____,

____, ____, ____.

____ ¢

Count ____, ____, ____,

____, ____, ____.

© Carson-Dellosa • CD-704555

Name _____

Dimes: Introduction

A dime is small, but quite strong. It can buy more than a penny or a nickel.

front

back

Directions: Each side of a dime is different. It has ridges on its edge. Color the dime **silver**.

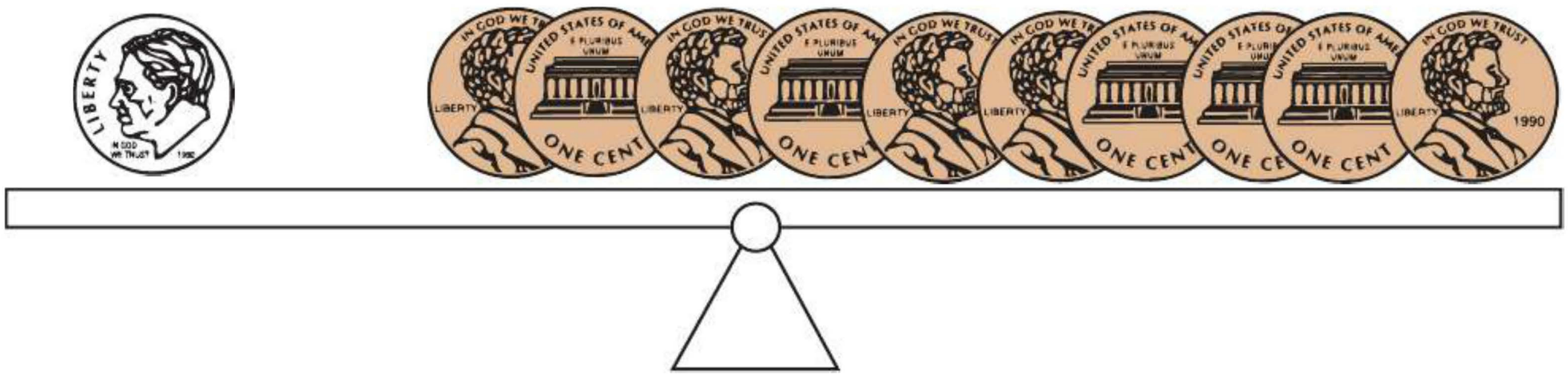

Directions: Write the number of cents in a dime.

_____ dime = _____ pennies

_____ dime = _____ cents

_____ dime = _____ ¢

© Carson-Dellosa • CD-704555

Dimes: Counting by Tens

Directions: Count by 10s. Write the number. Circle the group with more.

_____ ¢ or

_____ ¢

_____ ¢ or

_____ ¢

_____ ¢ or

_____ ¢

© Carson-Dellosa • CD-704555

Name _____

Quarters: Introduction

Our first president, George Washington, is on the front. The American eagle is on the back.

front

back

Directions: Write the number of cents in a quarter.

_____ quarter = _____ pennies

_____ quarter = _____ cents

_____ quarter = _____ ¢

Directions: Count these nickels by 5s. Is this another way to make 25 ¢ ?

yes no

© Carson-Dellosa • CD-704555

Name _____

Counting with Quarters

These are some machines that use quarters.

Directions: Color each machine you have to put quarters into. Circle the number of quarters you need.

I need _____ quarters to wash clothes.

I need _____ quarter(s) to make a phone call.

© Carson-Dellosa • CD-704555

Name _____

Counting with Quarters, Dimes, Nickels, and Pennies

Directions: Match the money with the amount.

35 ¢

36 ¢

40 ¢

27 ¢

15 ¢

21 ¢

8 ¢

© Carson-Dellosa • CD-704555

Name _____

Counting with Quarters, Dimes, Nickels, and Pennies

Here are things to buy for your hair.

Directions: How many of each coin do you need?
Write 1, 2, 3, or 4.

	Quarters	Dimes	Nickels	Pennies
				
				
				

© Carson-Dellosa • CD-704555

Name _____

Subtracting for Change

Adam wanted to know how much change he would have left when he bought things. He made this picture to help him subtract.

4 dimes
– 1 dime
3 dimes

40 ¢
–10 ¢
30 ¢

Directions: Cross out and subtract.



6 dimes
– 4 dimes
dimes

60 ¢
–40 ¢
¢

© Carson-Dellosa • CD-704555

Problem-Solving with Money

Directions: Draw the coins you use. Write the number of coins on each blank.

1.

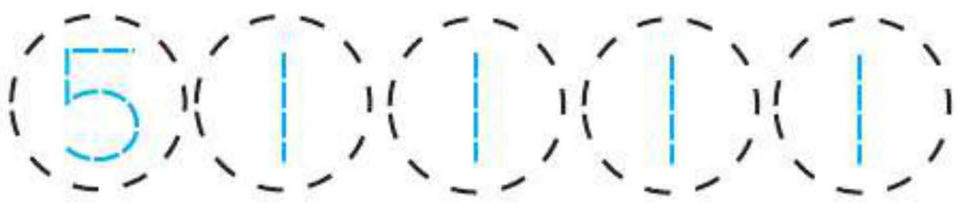

_____ dimes

_____ nickels

_____ pennies

2.

_____ dimes

_____ nickels

_____ pennies

3.



_____ dimes

_____ nickels

_____ pennies

4. Find another way to pay for the

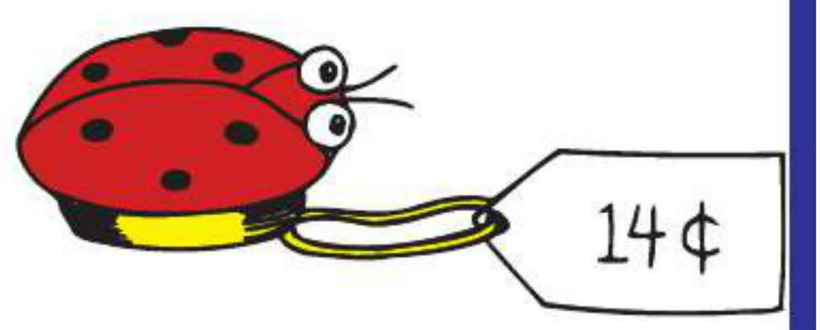

_____ dimes

_____ nickels

_____ pennies

© Carson-Dellosa • CD-704555

Name _____

Making Exact Amounts of Money: Two Ways to Pay

Directions: Find two ways to pay. Show what coins you use.



1.

_____ quarters
_____ dimes
_____ nickels
_____ pennies

2.

_____ quarters
_____ dimes
_____ nickels
_____ pennies



3.

_____ quarters
_____ dimes
_____ nickels
_____ pennies

4.

_____ quarters
_____ dimes
_____ nickels
_____ pennies

© Carson-Dellosa • CD-704555

Making Exact Amounts of Money: How Much More?

Directions: Count the coins. Find out how much more money you need to pay the exact amount.

How much money do you have? _____¢

How much more money do you need? _____¢

How much money do you have? _____¢

How much more money do you need? _____¢

Solve this puzzle.

How much more money does Monkey need?

_____¢

© Carson-Dellosa • CD-704555

How to Help Your Child Prepare for Standardized Testing

Preparing All Year Round

Perhaps the most valuable way you can help your child prepare for standardized achievement tests is by providing enriching experiences. Keep in mind also that test results for younger children are not as reliable as for older students. If a child is hungry, tired, or upset, this may result in a poor test score. Here are some tips on how you can help your child do his or her best on standardized tests.

Read aloud with your child. Reading aloud helps develop vocabulary and fosters a positive attitude toward reading. Reading together is one of the most effective ways you can help your child succeed in school.

Share experiences. Baking cookies together, planting a garden, or making a map of your neighborhood are examples of activities that help build skills that are measured on the tests, such as sequencing and following directions.

Become informed about your state's testing procedures. Ask about or watch for announcements of meetings that explain about standardized tests and statewide assessments in your school district. Talk to your child's teacher about your child's individual performance on these state tests during a parent-teacher conference.

Help your child know what to expect. Read and discuss with your child the test-taking tips in this book. Your child can prepare by working through a couple of strategies a day so that no practice session takes too long.

Help your child with his or her regular school assignments. Set up a quiet study area for homework. Supply this area with pencils, paper, markers, a calculator, a ruler, a dictionary, scissors, glue, and so on. Check your child's homework and offer to help if he or she gets stuck. But remember, it's your child's homework, not yours. If you help too much, your child will not benefit from the activity.

Keep in regular contact with your child's teacher. Attend parent-teacher conferences, school functions, PTA or PTO meetings, and school board meetings. This will help you get to know the educators in your district and the families of your child's classmates.

Learn to use computers as an educational resource. If you do not have a computer and Internet access at home, try your local library.

Remember—simply getting your child comfortable with testing procedures and helping him or her know what to expect can improve test scores!

© Carson-Dellosa • CD-704555

Getting Ready for the Big Day

There are lots of things you can do on or immediately before test day to improve your child's chances of testing success. What's more, these strategies will help your child prepare him- or herself for school tests, too, and promote general study skills that can last a lifetime.

Provide a good breakfast on test day. Instead of sugar cereal, which provides immediate but not long-term energy, have your child eat a breakfast with protein or complex carbohydrates, such as an egg, whole grain cereal or toast, or a banana-yogurt shake.

Promote a good night's sleep. A good night's sleep before the test is essential. Try not to overstress the importance of the test. This may cause your child to lose sleep because of anxiety. Doing some exercise after school and having a quiet evening routine will help your child sleep well the night before the test.

Assure your child that he or she is not expected to know all of the answers on the test. Explain that other children in higher grades may take the same test, and that the test may measure things your child has not yet learned in school. Help your child understand that you expect him or her to put forth a good effort—and that this is enough. Your child should not try to cram for these tests. Also avoid threats or bribes; these put undue pressure on children and may interfere with their best performance.

Keep the mood light and offer encouragement. To provide a break on test days, do something fun and special after school—take a walk around the neighborhood, play a game, read a favorite book, or prepare a special snack together. These activities keep your child's mood light—even if the testing sessions have been difficult—and show how much you appreciate your child's effort.

© Carson-Dellosa • CD-704555

Name _____

Mathematics Practice Test

Lesson 1 Mathematics Skills

SAMPLE A

Directions: Choose the longest bug.

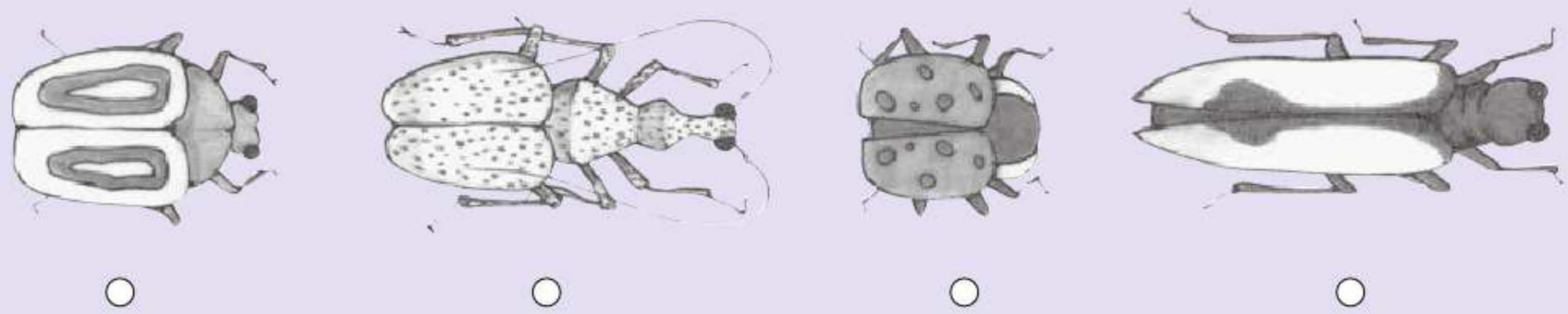

Listen carefully while you look at the problem and all the answer choices.

Listen for key words and numbers.

Mark the right answer as soon as you know which one it is. Then get ready for the next item.

GO 

© Carson-Dellosa • CD-704555

Name _____

Mathematics Practice Test

1 What number is shown on the place value chart?

36 ○ 360 ○ 306 ○ 63 ○

2 Find the shape that is one-third shaded.

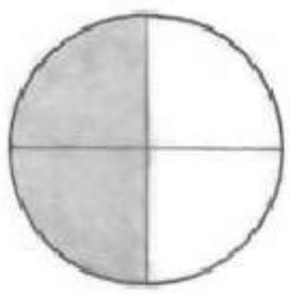

Shape 1 ○



Shape 2 ○

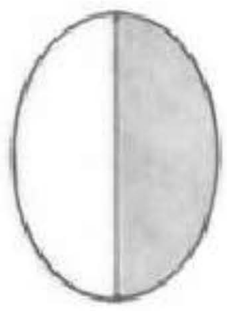

Shape 3 ○

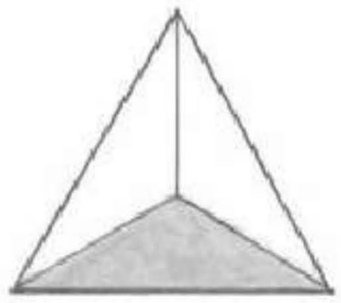

Shape 4 ○

3 Which number sentence can be used to show the total number of books?



○ 4 + 2 = □

○ 2 + 2 + 2 + 2 = □

○ 4 + 4 + 4 + 4 = □

○ 4 + 4 = □

GO

© Carson-Dellosa • CD-704555

Name _____

Mathematics Practice Test

4 Which tool would students use to measure a pint of water from the stream?



hanging scale ○



tape measure ○



measuring cup ○

thermometer ○

5 Pablo has two quarters, one dime, and three nickels. How much money does he have in all?

75¢ ○

65¢ ○

60¢ ○

70¢ ○

GO

© Carson-Dellosa • CD-704555

Mathematics Practice Test

6 Which child is third from the lifeguard?



Ann ○ Tom ○ Reg ○ Beth ○

7 Which squares contain numbers that are all less than 19?

○ 7 15 10 18

○ 18 6 23 65

○ 91 20 32 57

○ 12 81 17 44

8 Which answer choice names a shape not in the circle?

○ cone ○ box

○ can ○ ball

9 Which number is missing from the pattern?

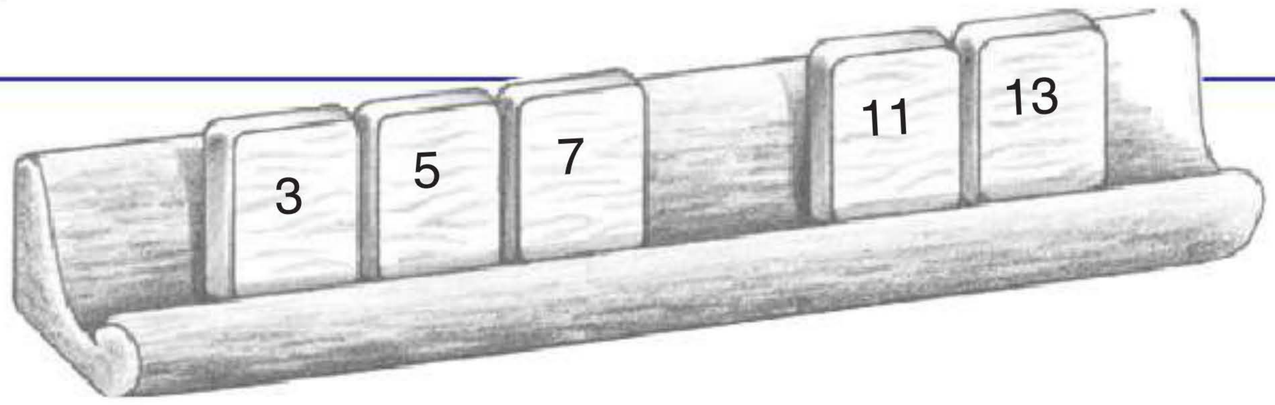

6 ○ 8 ○ 9 ○ 10 ○

GO

© Carson-Dellosa • CD-704555

Name _____

Mathematics Practice Test

Directions: The students in Mr. Naldo's class are having a Math Fair. One of the games is a number wheel. The chart shows how many times the spinner landed on each number after 20 spins. Use the chart to do numbers 10 and 11.



10 How many times did the spinner land on the number 3?

3 ○ 5 ○ 7 ○ 12 ○

11 Which spinner looks most like the one the students are using?

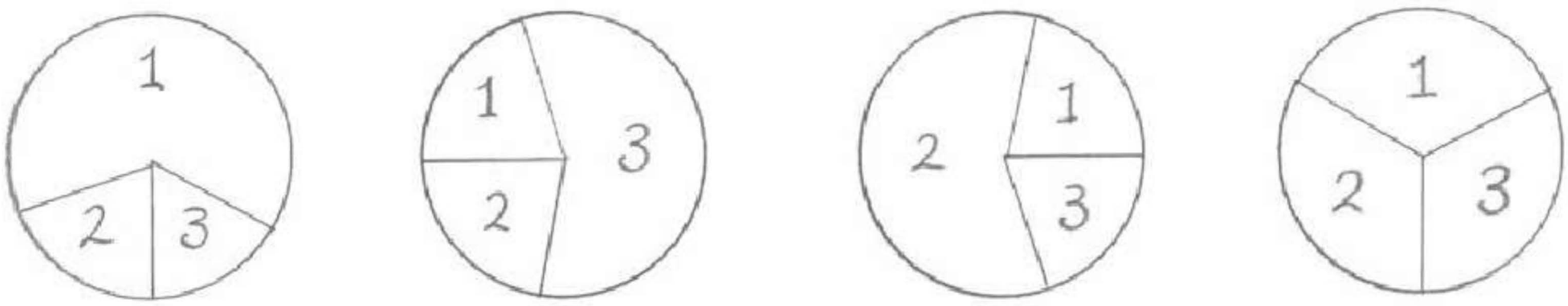

spinner 1 ○ spinner 2 ○ spinner 3 ○ spinner 4 ○

STOP

© Carson-Dellosa • CD-704555

Name _____

Mathematics Practice Test

Lesson 2 Review

SAMPLE A

Directions: A train left the station at 9:30. It arrived in Sharon Hill twenty minutes later. Which clock shows the time the train arrived?



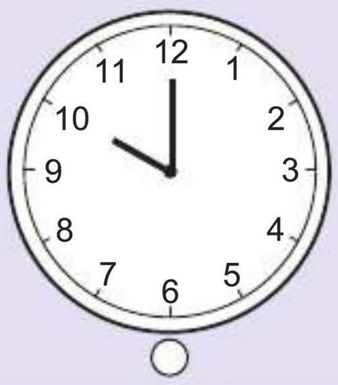





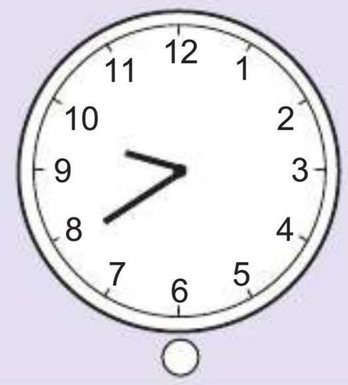

1 Four planes are on the ground at the airport. Two more planes land. How many planes are on the ground all together?

- ○ 8
- ○ 6
- ○ 7
- ○ 2



2 Find the calendar that has thirty-one days.

June

S	M	T	W	T	F	S
				1	2	3
4	5	6	7	8	9	10
11	12	13	14	15	16	17
18	19	20	21	22	23	24
25	26	27	28	29	30	

June ○

September

S	M	T	W	T	F	S
					1	2
3	4	5	6	7	8	9
10	11	12	13	14	15	16
17	18	19	20	21	22	23
24	25	26	27	28	29	30

September ○

October

S	M	T	W	T	F	S
1	2	3	4	5	6	7
8	9	10	11	12	13	14
15	16	17	18	19	20	21
22	23	24	25	26	27	28
29	30	31				

October ○

November

S	M	T	W	T	F	S
			1	2	3	4
5	6	7	8	9	10	11
12	13	14	15	16	17	18
19	20	21	22	23	24	25
26	27	28	29	30		

November ○

GO

© Carson-Dellosa • CD-704555

Name _____

Mathematics Practice Test

Directions: The bar graph shows how many fish are in a pond at a school's nature center. Use the graph to do numbers 3–5 on the next page.

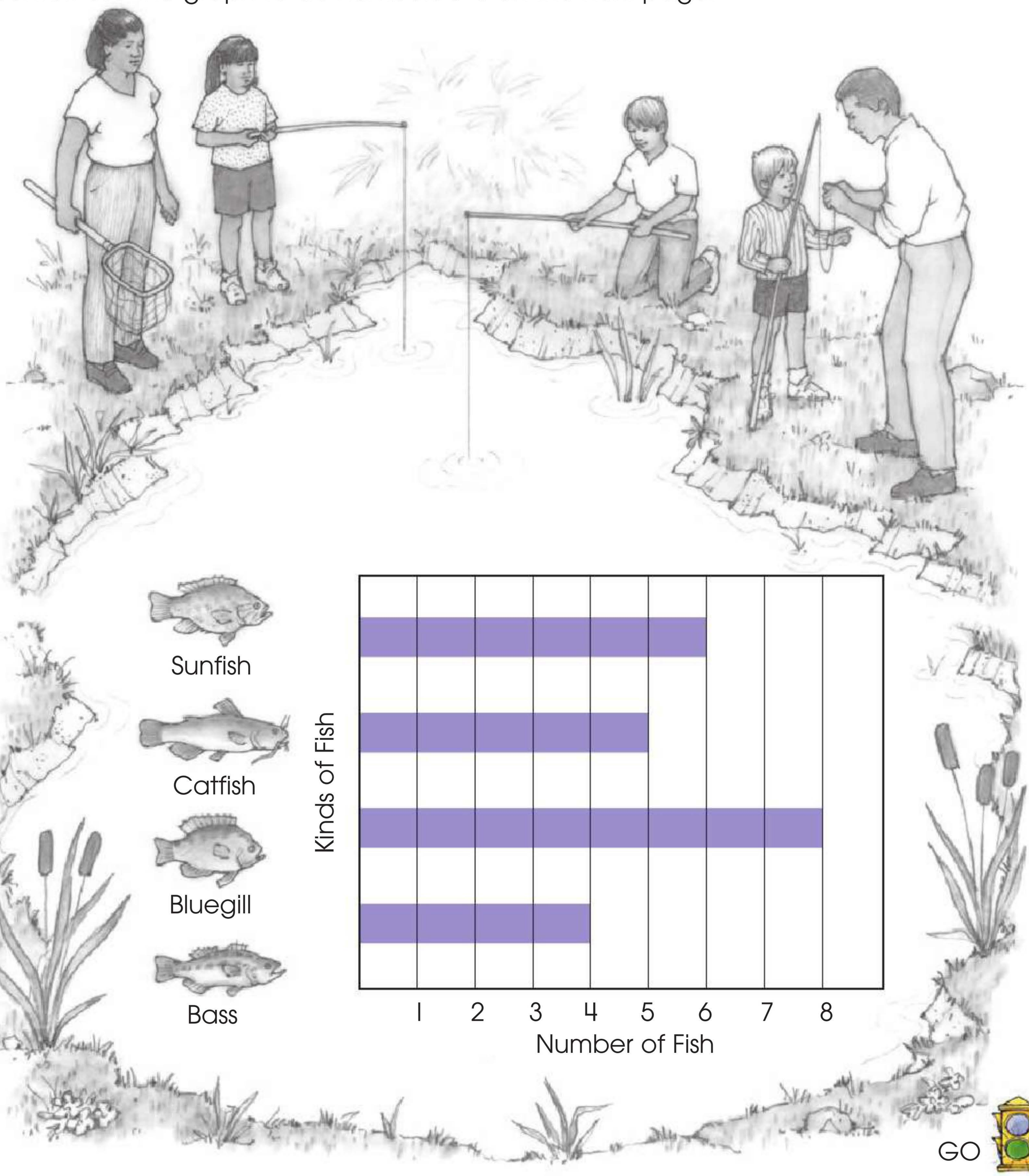

© Carson-Dellosa • CD-704555

Name _____

Mathematics Practice Test

3 Look at the graph. What kind of fish are there fewest of in the pond?



Bass

○



Bluegill

○



Catfish

○



Sunfish

○

4 The average weight of the sunfish in the pond is six ounces. How much do the sunfish in the pond weigh all together? One pound equals 16 ounces.



6 oz.

○

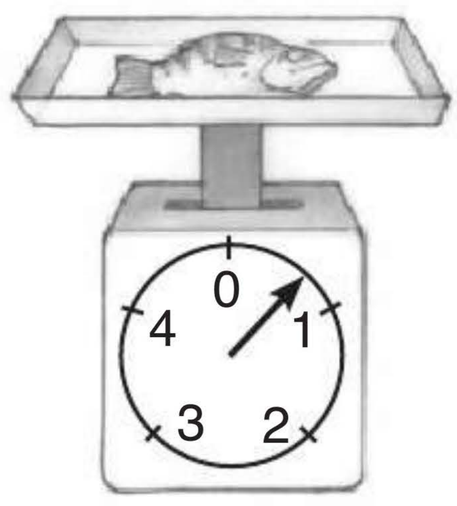

10 oz.

○

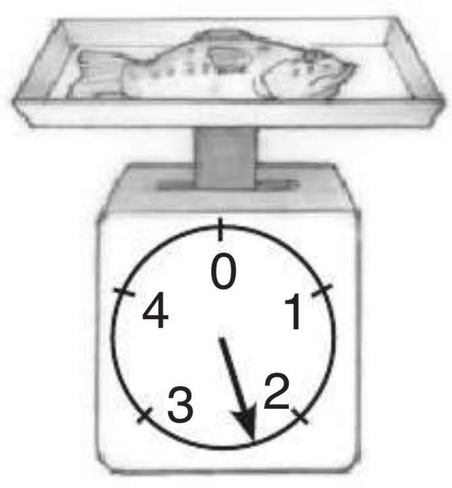

36 oz.

○

40 oz.

○

5 Nadia counted eight of this kind of fish in the pond. What kind of fish did she count?



Bass

○



Bluegill

○



Catfish

○



Sunfish

○

STOP

© Carson-Dellosa • CD-704555

Answer Key

Dapper Dog's Campout

Directions: Dapper Dog is going on a camping trip. Draw an **X** on the word in each row that does not belong.

1.	flashlight	candle	radio	fire
2.	shirt	pants	coat	bat
3.	cow	car	bus	train
4.	beans	hot dog	bail	bread
5.	gloves	hat	book	boots
6.	fork	butter	cup	plate
7.	book	ball	bat	milk
8.	dogs	bees	flies	ants

4

Classification Fun

Directions: Write each word in the correct row at the bottom of the page.

Things we ride in:
car boat airplane

Things we eat with:
fork plate spoon

Things we draw with:
pencil chalk crayon

Things we listen to:
radio friend drum

5

Where Does It Belong?

Directions: Read the words in the fish tank. Write each word in its correct place.

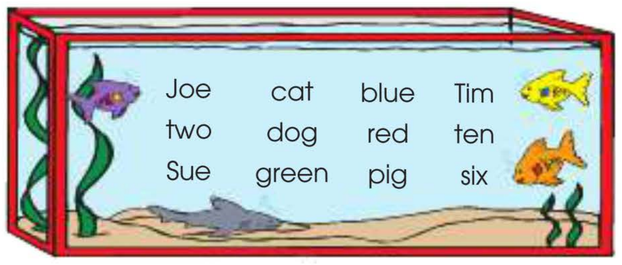

Name Words	Joe	Sue	Tim
Number Words	two	ten	six
Animal Words	cat	dog	pig
Color Words	green	blue	red

6

Classifying

Directions: The words in each list form a group. Choose the word from the box that describes each group and write it on the line.

clothes family colors flowers
fruits animals coins toys noises

rose buttercup tulip daisy	crash bang ring pop	mother father sister brother
flowers	noises	family
puzzle wagon blocks doll	green purple blue red	grapes orange apple plum
toys	colors	fruits
shirt socks dress coat	dime penny nickel quarter	dog horse elephant moose
clothes	coins	animals

7

Classifying: Foods

Darcy likes fruit and things made from fruit. She also likes bread.

Directions: Circle the things on the menu that Darcy will eat.

MENU

apple pie	corn
peas	rolls
beans	banana bread
oranges	grape drink
chicken	

8

Classifying: Animal Habitats

Directions: Read the story. Then, write each animal's name under **WATER** or **LAND** to tell where it lives.

Animals live in different habitats. A **habitat** is the place of an animal's natural home. Many animals live on land and others live in water. Most animals that live in water breathe with gills. Animals that live on land breathe with lungs.

fish	shrimp	giraffe	dog
cat	eel	whale	horse
bear	deer	shark	jellyfish

WATER

1. fish
2. shrimp
3. eel
4. whale
5. shark
6. jellyfish

LAND

1. cat
2. bear
3. deer
4. giraffe
5. dog
6. horse

9

© Carson-Dellosa • CD-704555

Answer Key

Happy Hikers

Directions: Trace a path through the maze by counting from **1** to **10** in the correct order. Color the picture.

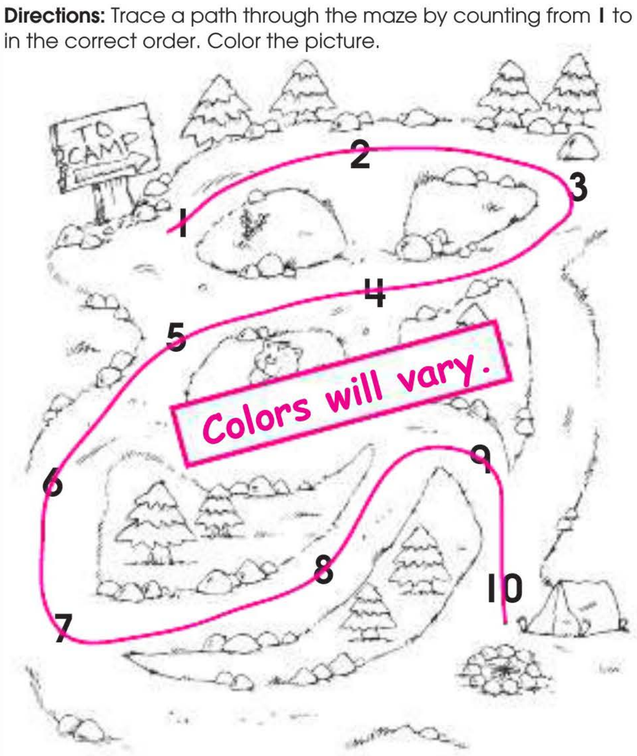

10

Zany Zoo

Directions: Count and color each group of animals. Cut out the numbers and glue them in the correct boxes.



11

Rainbow-Colored Numbers

Directions: Color the spaces: **1** = red, **2** = blue, **3** = yellow, **4** = green, and **5** = orange

13

Clown Capers

Directions: Count the number of each thing in the picture. Write the number on the line.



14

Take an Animal Count!

Directions: Count each group of zoo animals. Draw a line from the number to the correct number word. The first one shows you what to do.

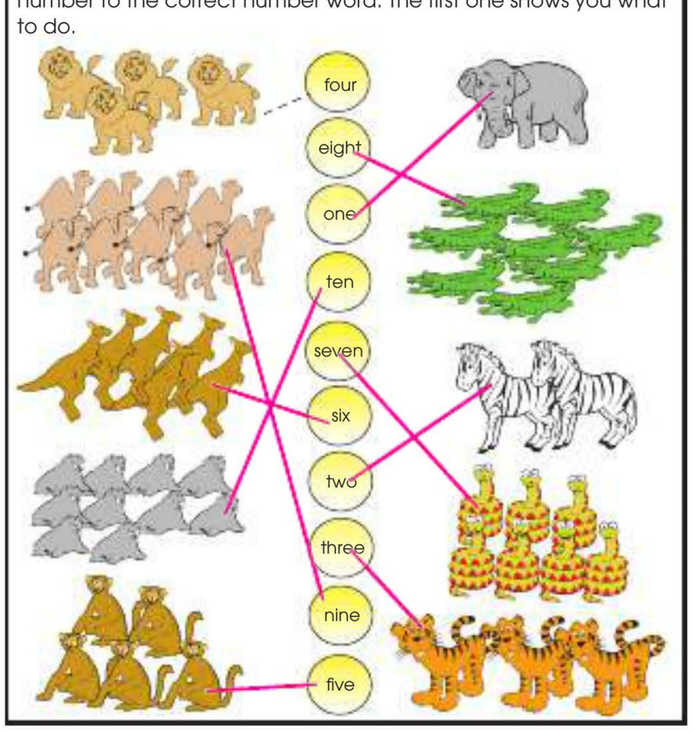

15

Number Words

Directions: Number the buildings from one to six.



Directions: Draw a line from the word to the number.

two	1
five	3
six	5
four	6
one	2
three	4

16

© Carson-Dellosa • CD-704555

Answer Key

Number Words

Directions: Number the buildings from five to ten.



Directions: Draw a line from the word to the number.

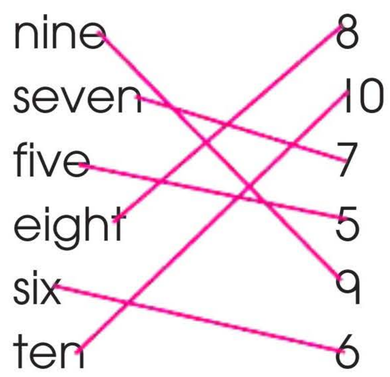

17

Sequencing Numbers

Sequencing is putting numbers in the correct order.

Directions: Write the missing numbers.

Example: 4, 5, 6

3, 4, 5	7, 8, 9	8, 9, 10
6, 7, 8	2, 3, 4	4, 5, 6
5, 6, 7	5, 6, 7	2, 3, 4
8, 9, 10	6, 7, 8	2, 3, 4
2, 3, 4	1, 2, 3	7, 8, 9
2, 3, 4	6, 7, 8	4, 5, 6
6, 7, 8	2, 3, 4	1, 2, 3
7, 8, 9	2, 3, 4	8, 9, 10

18

Counting

Directions: Write the numbers that are:

next in order	one less	one greater
22, 23, 24, 25	15, 16	6, 7
674, 675, 676	246, 247	125, 126
227, 228, 229	549, 550	499, 500
199, 200, 201	332, 333	750, 751
329, 330, 331	861, 862	933, 934

Directions: Write the missing numbers.

19

Note the Count

Directions: Count the number of notes on each page of music. Write the number on the line below it. In each box, circle the greater number of notes.

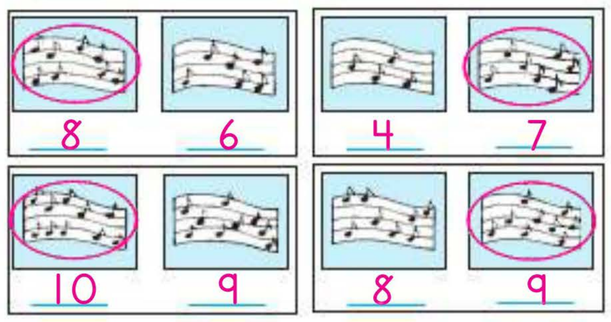

Directions: Color the note in each box that is greater.

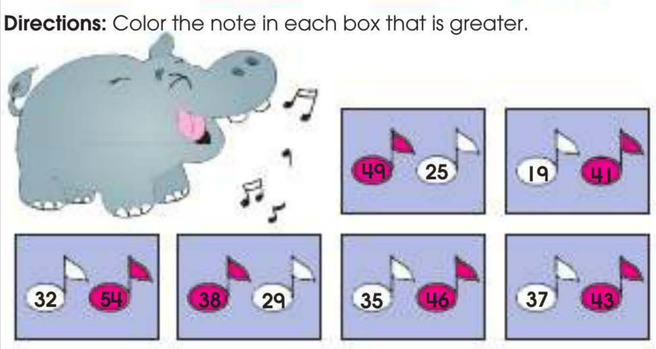

20

Teddy Bears in a Row

Directions: Cut out the bears at the bottom of the page. Glue them where they belong in number order.



21

Plump Piglets

Directions: Read the clues to find out how many ears of corn each pig ate. Write the number on the line below each pig.

Who ate the most? Pinky Who ate the least? Patsy

23

© Carson-Dellosa • CD-704555

Answer Key

Counting by Twos

Directions: Count by **2**s to draw the path to the store.

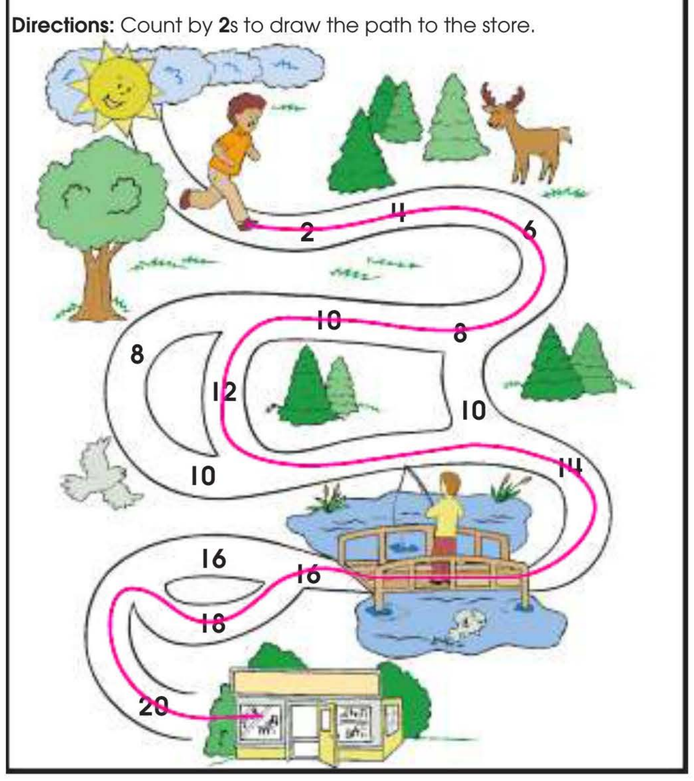

24

Two for the Pool

Directions: Count by **2**s. Write the numbers to **30** in the water drops. Begin at the top of the slide and go down.

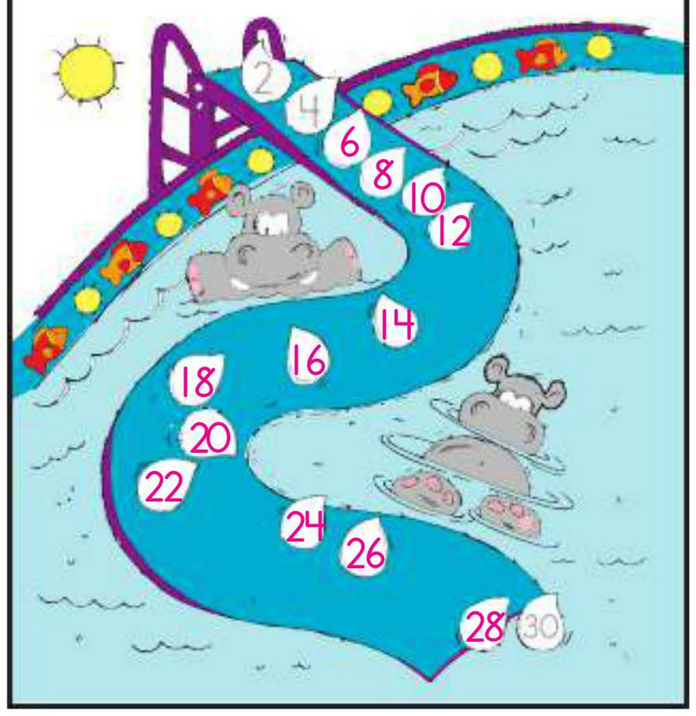

25

Counting by Fives

Directions: Count by **5**s to draw the path to the playground.

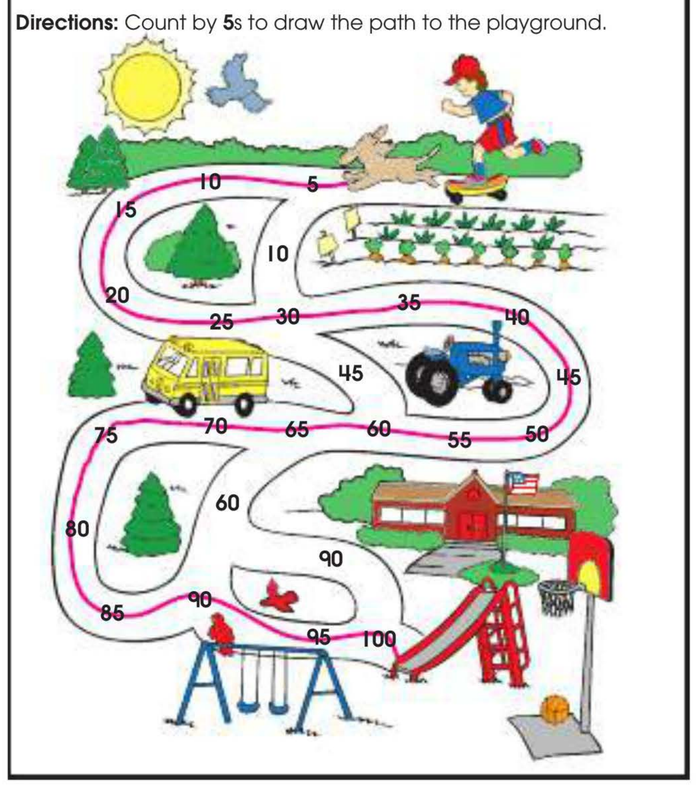

26

Cookie Clues

Directions: Find out what holds something good! Count by **5**s to connect the dots. Color the picture.

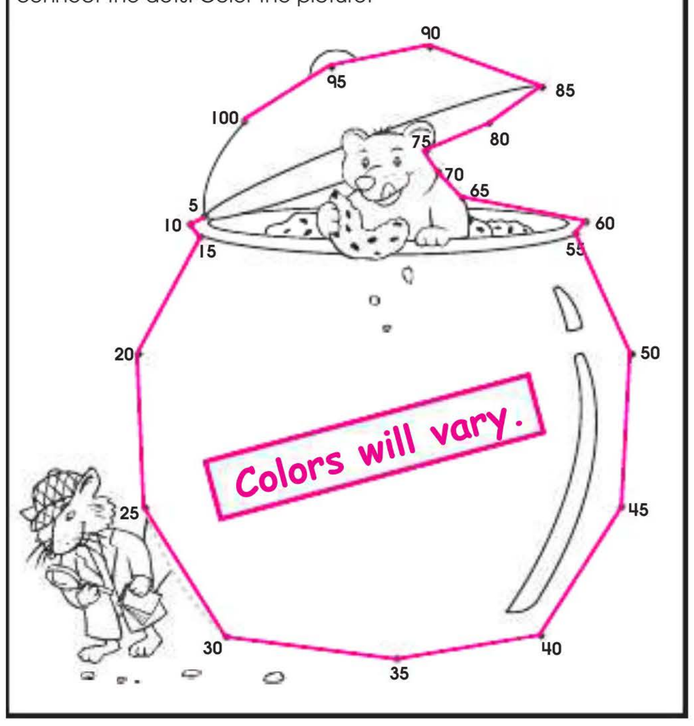

27

Desert Trek

Directions: Count by **10**s. Color each canteen with a **10** to lead the camel to the watering hole.



28

Caterpillar Count

Directions: Count by **5**s. Draw a triangle around each number as you count by **5**s.

1	2	3	4	5	6	7	8	9	10
11	12	13	14	15	16	17	18	19	20
21	22	23	24	25	26	27	28	29	30
31	32	33	34	35	36	37	38	39	40
41	42	43	44	45	46	47	48	49	50

Directions: Count by **5**s.

5 10 15 20 25 30 35 40 45 50

Directions: Count by **10**s. Draw a box around each number as you count by **10**s.

1	2	3	4	5	6	7	8	9	10
11	12	13	14	15	16	17	18	19	20
21	22	23	24	25	26	27	28	29	30
31	32	33	34	35	36	37	38	39	40
41	42	43	44	45	46	47	48	49	50

Directions: Count by **10**s. 10 20 30 40 50

29

© Carson-Dellosa • CD-704555

Answer Key

Counting by Twos, Fives, and Tens

Directions: Write the missing numbers.

Count by **2**s. 2 4 6 8 10 12 14 16 18 20

Count by **5**s. 5 10 15 20 25 30 35 40 45 50

Count by **10**s. 10 20 30 40 50 60 70 80 90 100

30

Critter Count

Directions: Count by **2**s, **5**s, and **10**s to find the "critter count."

Each worm = 2. Count by **2**s to find the total.

= 10

= 16

Each turtle = 5. Count by **5**s to find the total.

= 20

= 35

Each ladybug = 10. Count by **10**s to find the total.

= 50

= 60

31

Largest and Smallest

Directions: In each shape, circle the smallest number. Draw a square around the largest number.

3 8 4 10

2 9 7 5

7 12 5 20 3 16 6

11 10 14 9 18

15 9 36 10 13

34 23 38 42 28

25 11 42 33 18

26 46 19 32

22 35 45 42 25 11

33

Less Than, Greater Than

Directions: The open mouth points to the larger number. The small point goes to the smaller number. Draw the symbol < or > to the correct number.

Example: 5 > 3 This means that 5 is greater than 3, and 3 is less than 5.

12 > 2 16 > 6

16 > 15 1 < 2

7 > 1 19 > 5

9 > 6 11 < 13

34

Fishing for Answers

5 > 3

5 is greater than 3

3 < 5

3 is less than 5

Directions: Write the missing numbers in the number line.

1 2 3 4 5 6 7 8 9 10

3 > 2 3 < 4

Directions: Write > or <. Use the number line to help you.

5 > 2 1 < 7 1 < 9 8 > 5

3 < 4 9 > 3 8 > 7 2 < 4

6 > 5 5 > 3 5 < 7 3 < 5

7 > 3 7 > 6 2 < 8 4 > 2

35

Who Has the Most?

Directions: Circle the correct answer.

1. Traci has 3 s.
   Bob has 4 s.
   Bill has 5 s.
   Who has the most s?
   Traci Bob Bill

2. Pam has 7 s.
   Joe has 5 s.
   Jane has 6 s.
   Who has the most s?
   Pam Joe Jane

3. Jennifer has 23 s.
   Sandy has 19 s.
   Jack has 25 s.
   Who has the most s?
   Jennifer Sandy Jack

4. Ali has 19 s.
   Burt has 18 s.
   Brent has 17 s.
   Who has the most s?
   Ali Burt Brent

5. The boys have 14 s.
   The girls have 16 s.
   The teachers have 17 s.
   Who has the most s?
   boys girls teachers

6. Rose has 12 s.
   Betsy has 11 s.
   Leslie has 13 s.
   Who has the most s?
   Rose Betsy Leslie

36

© Carson-Dellosa • CD-704555

Answer Key

Who Has the Fewest?

Directions: Circle the correct answer.

1. Pat had 4 s.
   Charles had 3 s.
   Andrea had 5 s.
   Who had the fewest number of s?
   Pat **Charles** Andrea

2. Jeff has 5 s.
   John has 4 s.
   Bill has 6 s.
   Who has the fewest number of s?
   Jeff **John** Bill

3. Jane has 7 s.
   Susan has 9 s.
   Fred has 8 s.
   Who has the fewest number of s?
   Jane Susan Fred

4. Charles bought 12 s.
   Rose bought 6 s.
   Dawn bought 24 s.
   Who bought the fewest number of s?
   Charles **Rose** Dawn

5. John had 9 s.
   Jack had 8 s.
   Mark had 7 s.
   Who had the fewest number of s?
   John Jack **Mark**

6. Edith bought 12 s.
   Michelle bought 16 s.
   Marty bought 13 s.
   Who bought the fewest number of s?
   Edith Michelle Marty

37

Orderly Ordinals

Directions: Write each word on the correct line to put the words in order.

second	fifth	seventh	first	tenth
third	eighth	sixth	fourth	ninth

1. first
2. second
3. third
4. fourth
5. fifth
6. sixth
7. seventh
8. eighth
9. ninth
10. tenth

Directions: Which picture is circled in each row? Underline the word that tells the correct number.

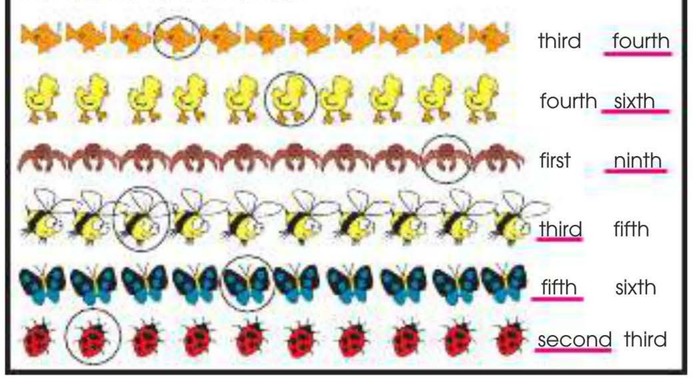

third **fourth**
fourth **sixth**
first **ninth**
third fifth
fifth sixth
second third

38

Which Place in the Race?

Directions: Write the correct word to tell each runner's place in the race.



fifth
first
fourth
third
seventh
second
sixth

39

Flags First

Directions:
Color the ninth flag **red.**
Write **O** on the second flag.
Color the eighth flag **blue.**
Write **D** on the first flag.
Color the sixth flag **yellow.**
Write **G** on the fourth flag.
Color the tenth flag **purple.**
Write **O** on the third flag.
Color the seventh flag **green.**
Color the fifth flag **orange.**
What word did you spell? Good



40

Swimming in Style!

Directions: Color the swimsuits. The first person is wearing a **yellow** mask.



Color the fourth suit **brown.**
Color the second suit **purple.**
Color the first suit **red.**
Color the seventh suit **pink.**
Color the third suit **blue.**
Color the eighth suit **green.**
Color the fifth suit **orange.**
Color the sixth suit **yellow.**

41

How Many Robots in All?

Directions: Look at the pictures. Complete the addition sentences.

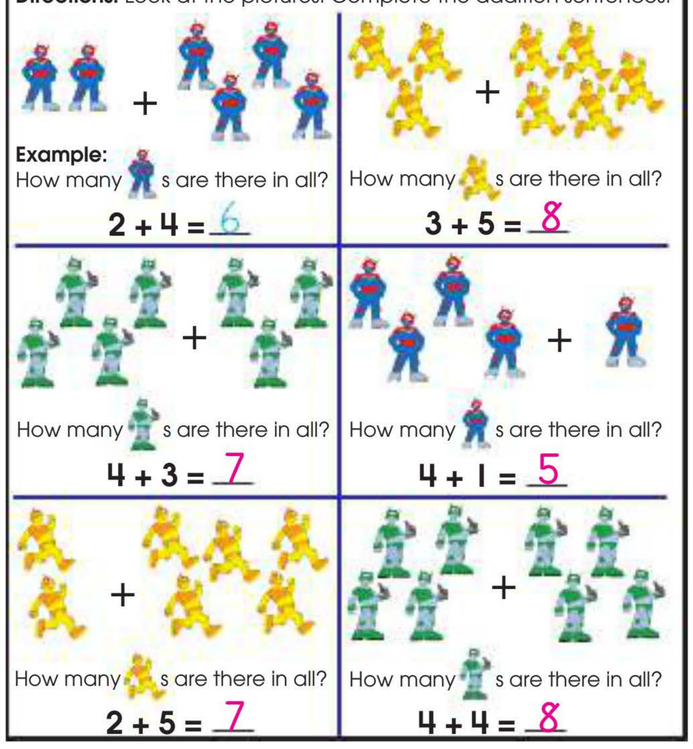

Example:
How many s are there in all?
2 + 4 = 6

How many s are there in all?
3 + 5 = 8

How many s are there in all?
4 + 3 = 7

How many s are there in all?
4 + 1 = 5

How many s are there in all?
2 + 5 = 7

How many s are there in all?
4 + 4 = 8

42

© Carson-Dellosa • CD-704555

Answer Key

How Many Rabbits?

Directions: Look at the pictures. Complete the addition sentences.

Example:
How many s are there in all?
1 + 1 = 2

How many s are there in all?
3 + 6 = 9

How many s are there in all?
6 + 1 = 7

How many s are there in all?
3 + 4 = 7

How many s are there in all?
4 + 5 = 9

How many s are there in all?
2 + 3 = 5

43

Signs of Gain

Directions: Roll a die. Write the addend from the die in the top box. Add to find the sum. Roll again to make each sentence different.

Answers will vary.

44

How Many in All?

Directions: Count the number in each group and write the number on the line. Then, add the groups together and write the sum.

8 strawberries
5 strawberries
How many in all? 13

5 cookies
6 cookies
How many in all? 11

7 shoes
6 shoes
How many in all? 13

3 balloons
9 balloons
How many in all? 12

8 balls
3 balls
How many in all? 11

7 flowers
7 flowers
How many in all? 14

45

Adding 1

Directions: Write a number in the top box of each problem. Complete the problem. Make each problem different.

Answers will vary.

46

Counting Up

Directions: Count up to get the sum. Write the missing addend in each blank.

3 + 3 = 6
4 + 1 = 5
7 + 2 = 9
2 + 2 = 4
3 + 5 = 8
5 + 0 = 5
8 + 2 = 10
7 + 1 = 8
6 + 3 = 9

8 + 1 = 9
4 + 2 = 6
6 + 0 = 6
5 + 2 = 7
4 + 3 = 7
9 + 1 = 10
5 + 3 = 8
7 + 3 = 10
6 + 2 = 8

47

Target Practice

Directions: Add the numbers from the inside out. The first one has been done for you.

48

© Carson-Dellosa • CD-704555

Answer Key

It's All the Same

Directions: Count the objects and fill in the blanks. Then, switch the addends and write another addition sentence.

Example:

If 3 + 8 = 11, so does 8 + 3.

If 8 + 9 = 17, so does 9 + 8.

If 7 + 8 = 15, so does 8 + 7.

If 4 + 6 = 10, so does 6 + 4.

If 6 + 7 = 13, so does 7 + 6.

49

Ride the Rapids

Directions: Write each problem on the life jacket with the correct answer.

8 + 5	8 + 6	7 + 5	8 + 4	4 + 9
6 + 6	9 + 7	9 + 5	6 + 7	5 + 9
7 + 8	7 + 9	8 + 9	8 + 8	
6 + 9	7 + 6	5 + 8	3 + 9	
9 + 3	5 + 7	8 + 7	7 + 7	
6 + 8	9 + 8	9 + 6	9 + 4	

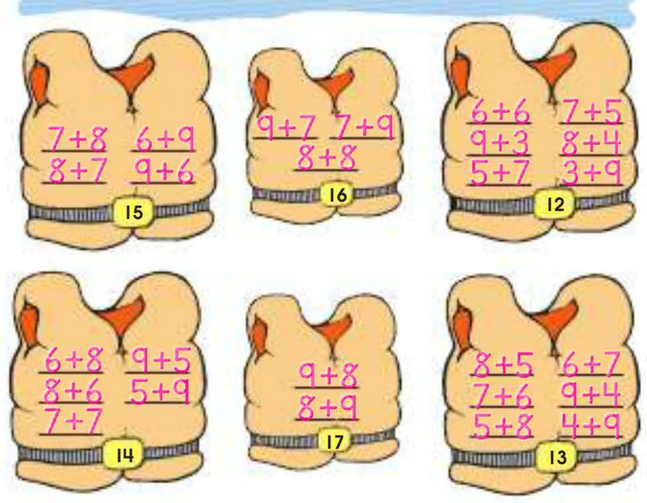

50

Math-Minded Mermaids

Directions: Look at each number. Then, look in each seashell. Circle each pair of numbers that can be added together to equal that number.

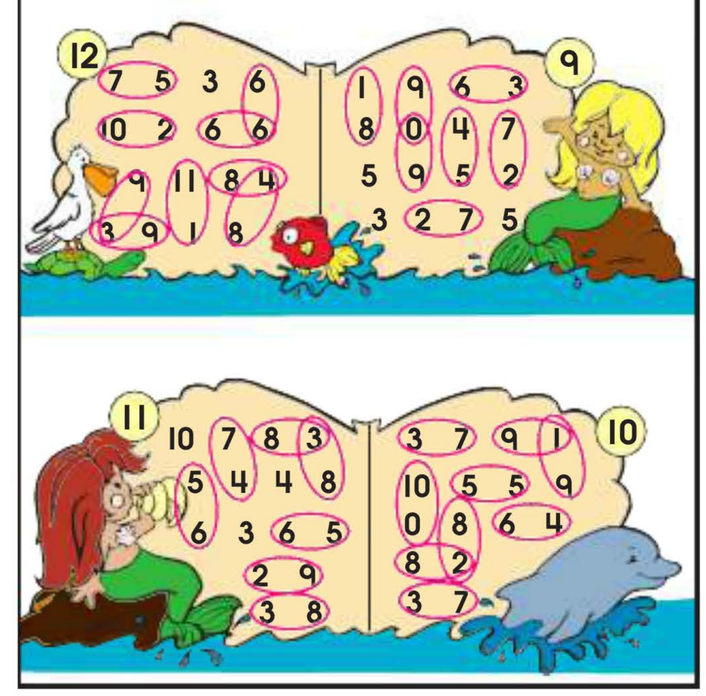

51

Lots of Number Partners

Directions: Connect as many pairs as you can to make each sum.

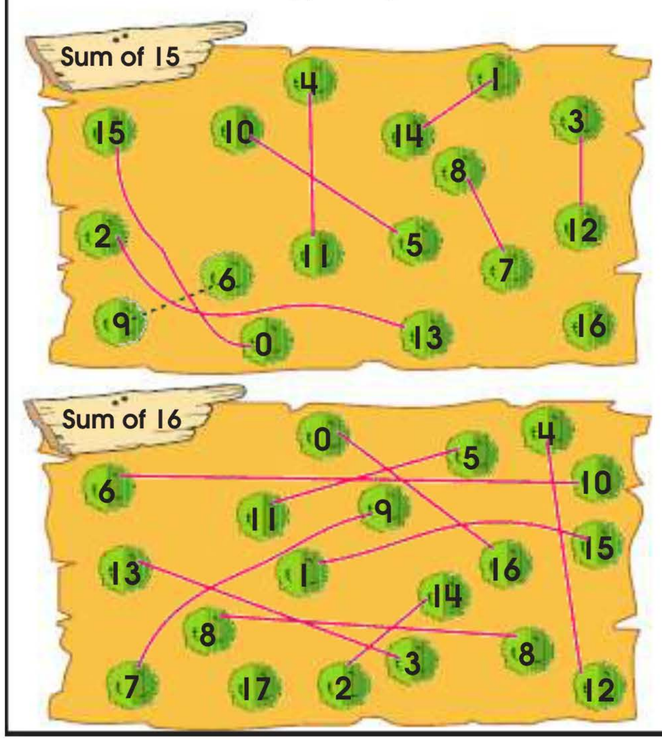

52

Snorkeling Solutions

Directions: Add the numbers in each mask. Write the sums in the bubbles. Color the bubbles of the four largest sums.

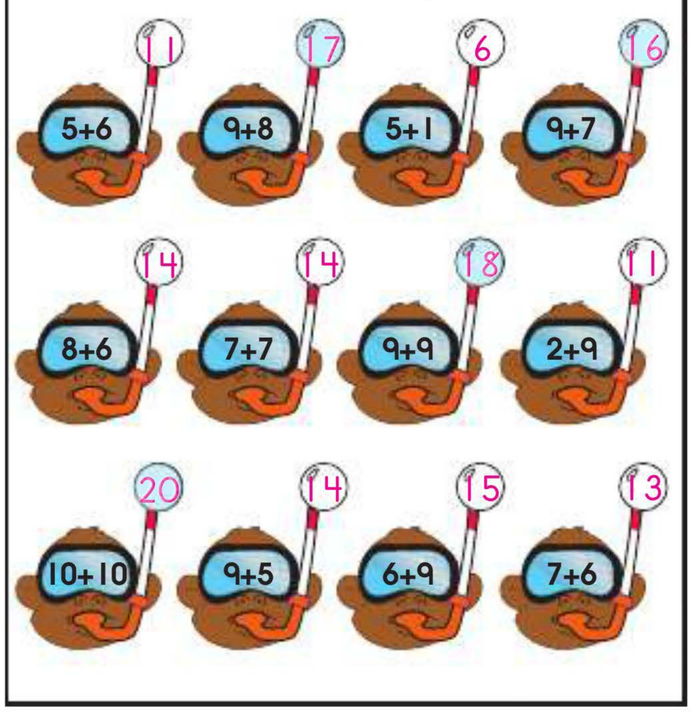

53

Solve the Riddle

Directions: Add to find the sums. Connect the dots in order. Use the sums and letters from the boxes to answer the riddle.

Row 1	G 5 + 3 = 8	A 6 + 6 = 12	T 2 + 2 = 4	W 7 + 6 = 13	C 3 + 2 = 5
Row 2	L 8 + 8 = 16	R 7 + 8 = 15	Y 5 + 5 = 10	U 4 + 3 = 7	E 9 + 9 = 18
Row 3	N 2 + 9 = 11	O 5 + 4 = 9	P 9 + 8 = 17	I 6 + 8 = 14	E 1 + 2 = 3

RIDDLE: What will you get when you cross an eel and a goat?

Y O U W I L L
10 9 7 13 14 16 16

G E T A N
8 18 4 12 11

E L E C T R I C
3 16 18 5 4 15 14 5

C A N
5 12 11

O P E N E R
9 17 18 11 18 15

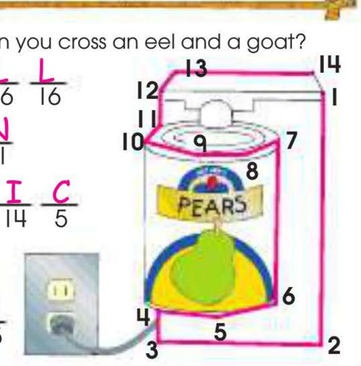

54

© Carson-Dellosa • CD-704555

Answer Key

Coloring by Number

Directions: Find each sum.
If the sum is **13**, color the space **brown**.
If the sum is **14**, color the space **yellow**.
If the sum is **16**, color the space **red**.
If the sum is **17**, color the space **blue**.

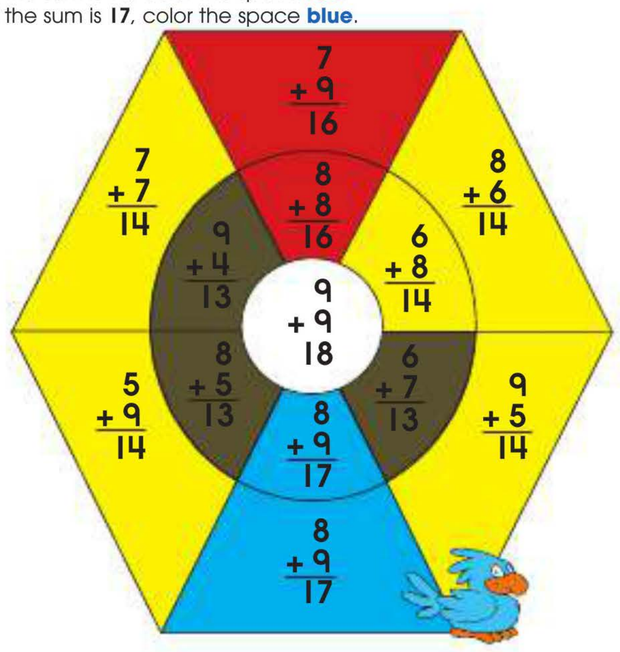

55

Counting Up the Coins

Directions: Solve the problem on each bag. Write the answer on the coin below it. Color the odd sums **yellow**.



56

Mys-sss-terious Music

Directions: Solve the problems. Color the spaces using the answers.

ANSWER COLOR KEY:

- = 0 – 2
- = 3 – 6
- = 7 – 9
- = 10 – 12
- = 13 – 16
- = 17 – 20

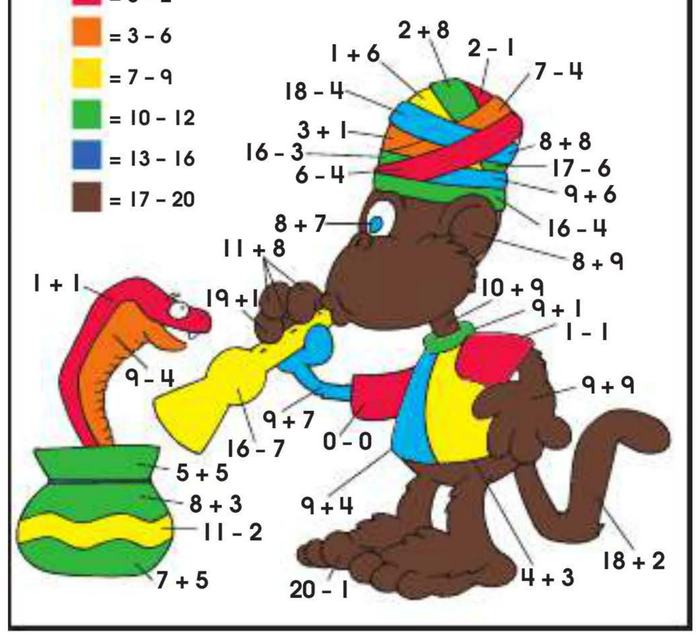

57

Problem Solving

Directions: Solve each problem.

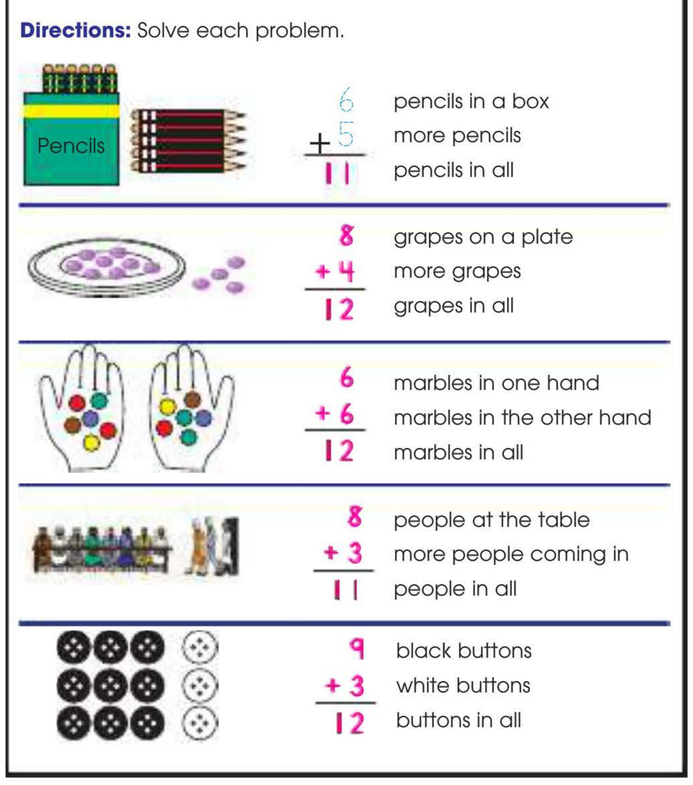

6 pencils in a box
+ 5 more pencils
11 pencils in all

8 grapes on a plate
+ 4 more grapes
12 grapes in all

6 marbles in one hand
+ 6 marbles in the other hand
12 marbles in all

8 people at the table
+ 3 more people coming in
11 people in all

9 black buttons
+ 3 white buttons
12 buttons in all

58

Problem Solving

Directions: Solve each problem.
Example:

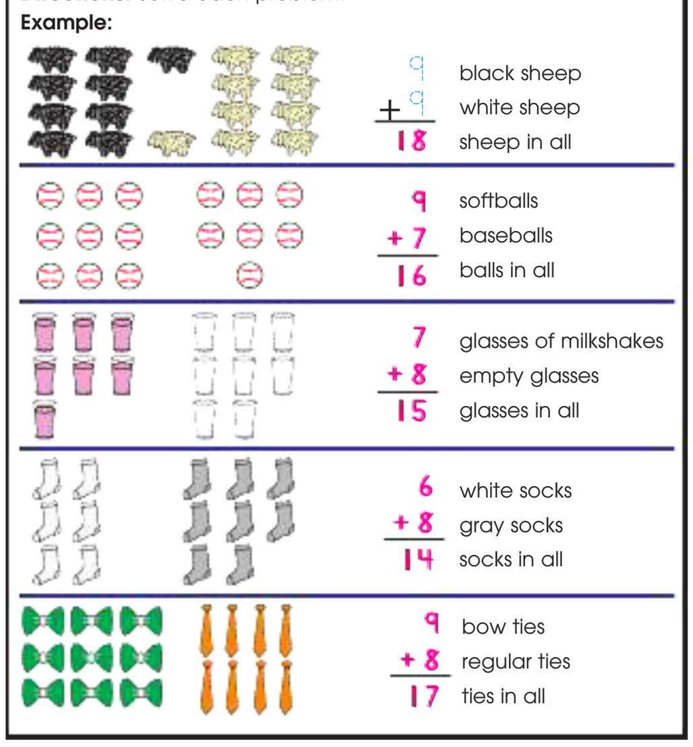

9 black sheep
+ 9 white sheep
18 sheep in all

9 softballs
+ 7 baseballs
16 balls in all

7 glasses of milkshakes
+ 8 empty glasses
15 glasses in all

6 white socks
+ 8 gray socks
14 socks in all

9 bow ties
+ 8 regular ties
17 ties in all

59

Hop Along Numbers

Directions: Use the number line to count back.

Example: 8, 7, 6

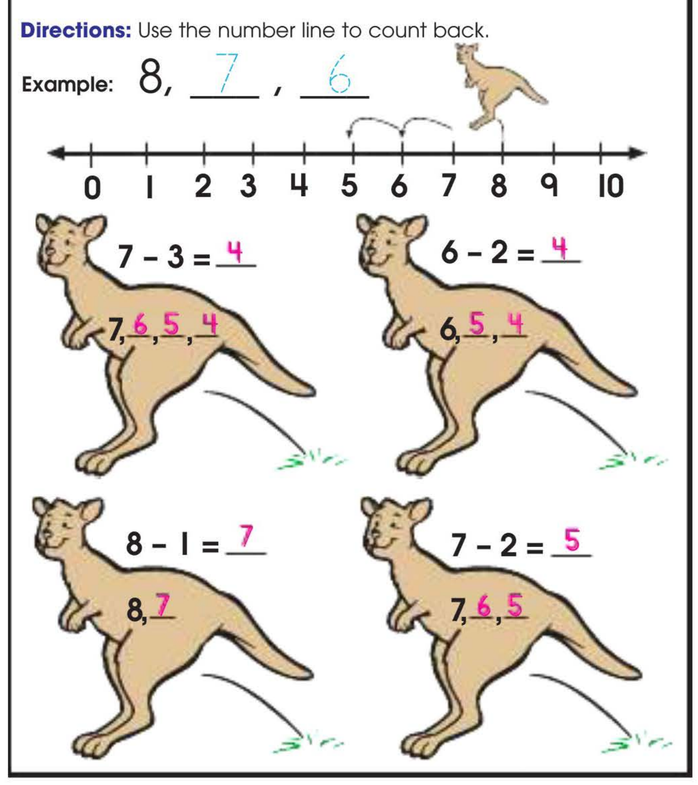

60

© Carson-Dellosa • CD-704555

Answer Key

Bubbly Baths

Directions: Solve the subtraction sentences below. Write each answer on a rubber duck.

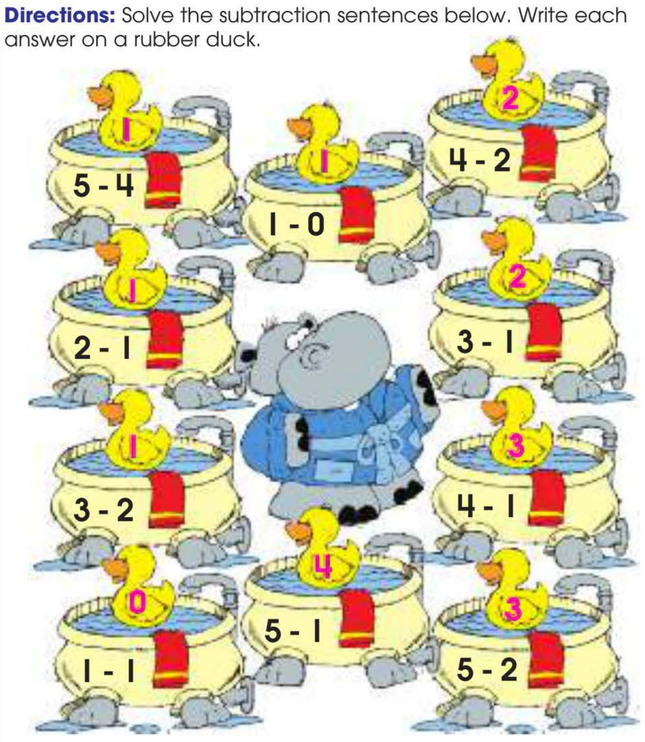

61

Leaves Leaving the Limb

Directions: Subtract to find the difference. Use the code to color the leaves. Code: **0 = green** **1 = red** **2 = yellow** **3 = brown**

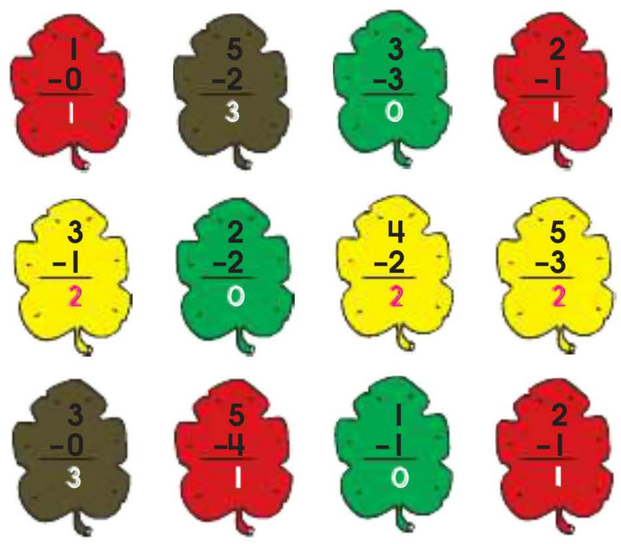

How many of each color?

3 ____ 4 ____ 3 ____ 2 ____

62

Differences in Boxes

Directions: Color the two numbers in each box that show the given difference.

Difference of 1

6	4	3	1	4	0
3	8	5	6	1	7

Difference of 1

3	7	2	3	6	3
1	8	5	7	9	7

Difference of 2

3	0	3	8	7	1
7	1	6	9	4	6

Difference of 2

3	4	7	4	10	8
8	2	10	5	5	4

Difference of 0

2	1	7	3	5	6
4	2	8	3	5	4

63

Subtraction Makes Al Tired

Directions: Write a different problem for each answer.

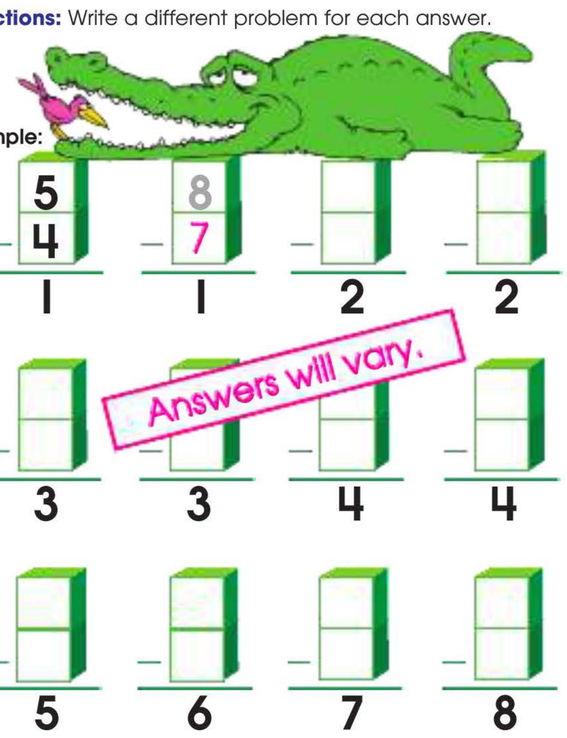

64

Looping Differences

Directions: Circle the two numbers next to each other that make the given difference. Find as many as you can in each row.

Difference of 1

2 3 0 8 7 2 9 10 6 5 1 4 4 3

Difference of 1

8 4 5 3 7 1 2 4 9 8 0 1 7 6

Difference of 2

5 4 2 3 1 0 3 5 8 9 3 6 8 5

Difference of 2

7 5 10 8 1 4 6 3 2 6 7 9 2 0

Difference of 3

1 6 3 2 8 4 7 6 10 0 3 9 5 2

65

Hidden Differences of 2

Directions: Circle the pairs that have a difference of **2**.

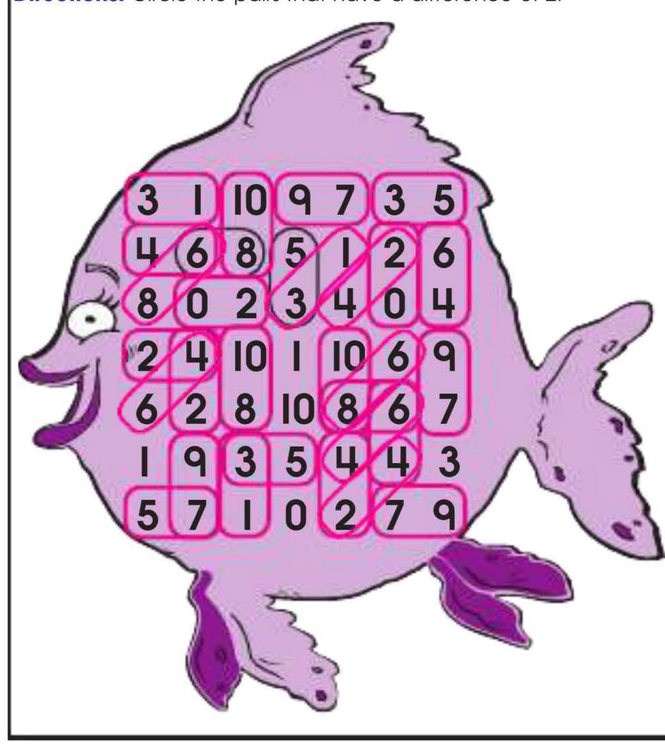

66

© Carson-Dellosa • CD-704555

Answer Key

Hidden Differences of 3

Directions: Circle the pairs that have a difference of **3**.



67

Gone Fishing

Directions: Complete the subtraction sentences to make each problem correct.

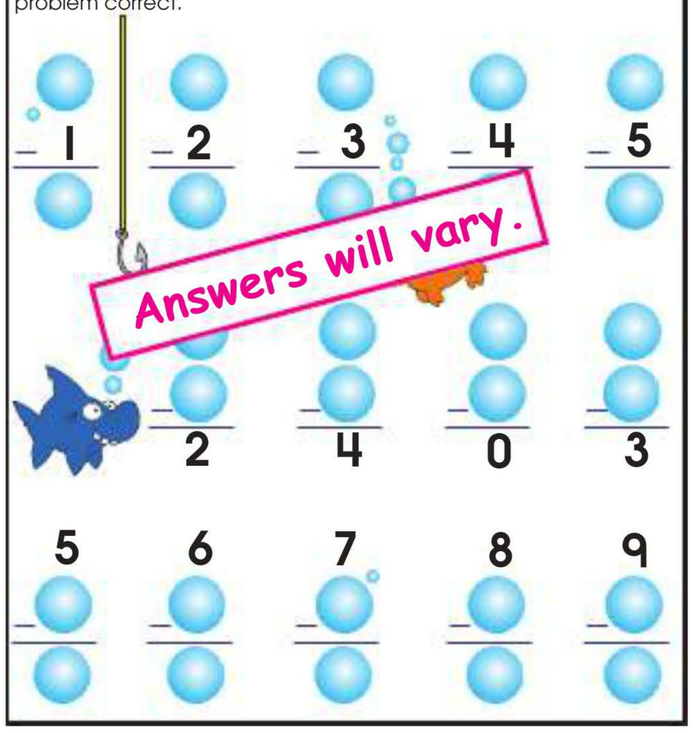

68

A Nose for Subtraction

Directions: Cut out the elephant heads at the bottom of the page. Glue each head on the body with the correct answer.



69

Crayon Count

Directions: Count the crayons. Write the number on the blank. Circle the problems that equal the answer.

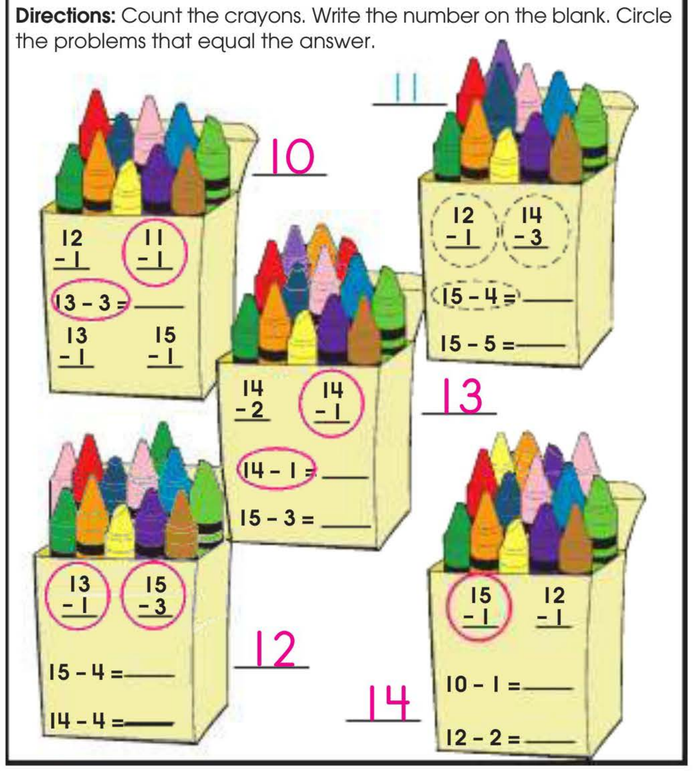

71

Subtraction Facts Through 12

Directions: Subtract.

11 − 9 = 2	11 − 2 = 9	11 − 8 = 3	11 − 3 = 8
11 − 6 = 5	11 − 5 = 6	11 − 7 = 4	11 − 4 = 7
12 − 8 = 4	12 − 4 = 8	12 − 7 = 5	12 − 5 = 7
12 − 9 = 3	12 − 3 = 9	12 − 6 = 6	

Directions: Subtract.

11 − 3 = 8	11 − 6 = 5	12 − 3 = 9	11 − 8 = 3	12 − 7 = 5	12 − 9 = 3
11 − 7 = 4	12 − 4 = 8	12 − 5 = 7	12 − 6 = 6	11 − 2 = 9	12 − 8 = 4

72

Subtraction Facts Through 18

Directions: Subtract.
Example:

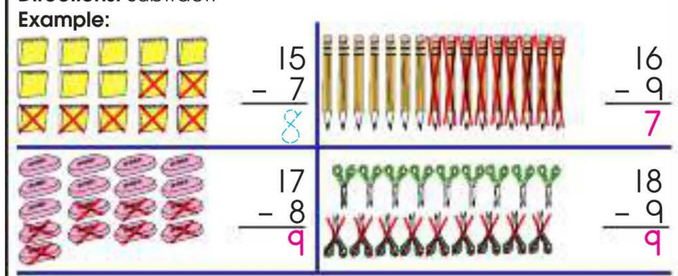

15 − 7 = 8	16 − 9 = 7
17 − 8 = 9	18 − 9 = 9

Directions: Subtract.

18 − 9 = 9	13 − 5 = 8	16 − 8 = 8	17 − 9 = 8	14 − 6 = 8	13 − 9 = 4
17 − 8 = 9	15 − 9 = 6	14 − 5 = 9	13 − 6 = 7	16 − 7 = 9	12 − 4 = 8
14 − 7 = 7	15 − 8 = 7	16 − 9 = 7	12 − 7 = 5	15 − 7 = 8	13 − 4 = 9
15 − 6 = 9	14 − 8 = 6	12 − 3 = 9	13 − 9 = 4	14 − 9 = 5	11 − 3 = 8

73

© Carson-Dellosa • CD-704555

Answer Key

"Grrreat" Picture

Directions: Subtract. Write the answer in the space. Then, color the spaces according to the answers.

1 = white 2 = purple 3 = black 4 = green 5 = yellow
6 = blue 7 = pink 8 = gray 9 = orange 10 = red

74

Connect the Facts

Directions: Solve the subtraction problems below.

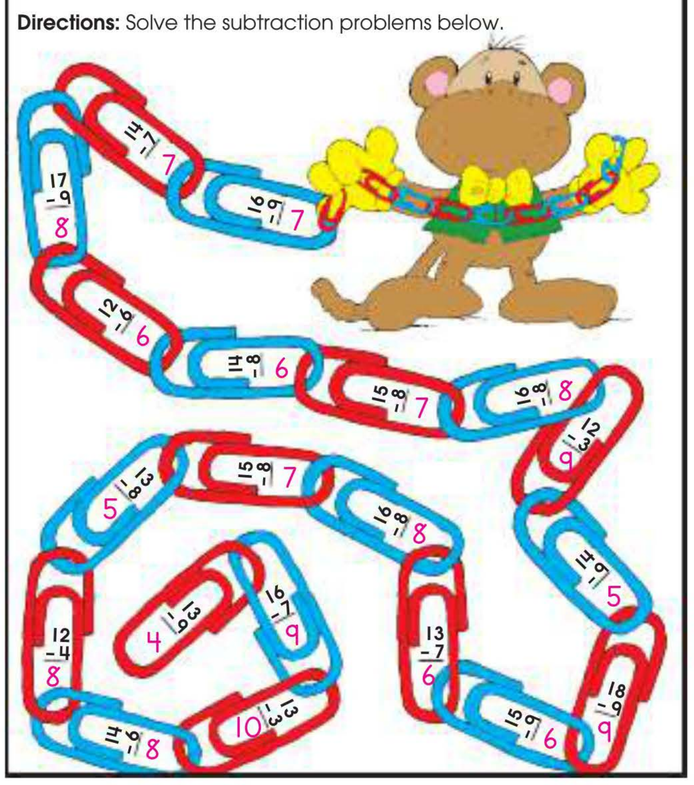

75

Swamp Stories

Directions: Read the story. Subtract to find the difference. Write the number in the box.

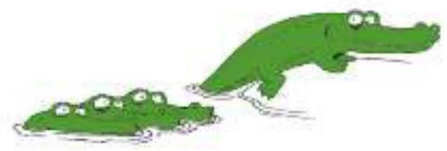

4 − 1 = 3

4 alligators were in the water. 1 got out. How many alligators were left in the water?

6 − 2 = 4

6 frogs were sitting on lily pads. 2 hopped away. How many frogs were left on the lily pads?

5 − 3 = 2

5 ducks were in the water. 3 flew away. How many ducks were left in the water?

76

More Animal Stories

Directions: Subtract to find the difference. Cut out the subtraction sentences and glue them in the correct boxes. Write the difference in each small box.

4 − 1 = 3

How many toucans were left?

3 − 1 = 2

How many lion cubs were left?

5 − 1 = 4

How many monkeys were left?

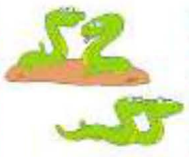

4 − 2 = 2

How many snakes were left?

3 − 1 = ☐ 4 − 2 = ☐ 5 − 1 = ☐ 4 − 1 = ☐

77

Facts Through 5

Directions: Add or subtract.

Examples:

1 + 1 = 2 2 − 1 = 1 2 + 1 = 3 1 + 2 = 3 3 − 1 = 2 3 − 2 = 1

3 + 1 = 4 4 − 1 = 3	1 + 3 = 4 4 − 3 = 1	2 + 2 = 4 4 − 2 = 2
4 + 0 = 4 4 − 0 = 4	0 + 4 = 4 4 − 4 = 0	
3 + 2 = 5 5 − 2 = 3	2 + 3 = 5 5 − 3 = 2	4 + 1 = 5 5 − 1 = 4
1 + 4 = 5 5 − 4 = 1	5 + 0 = 5 5 − 0 = 5	0 + 5 = 5 5 − 5 = 0

79

Facts for 6 and 7

Directions: Add or subtract.

Examples:



5 + 1 = 6 1 + 5 = 6 6 − 1 = 5 6 − 5 = 1

3 + 3 = 6 6 − 3 = 3	4 + 2 = 6 2 + 4 = 6 6 − 2 = 4 6 − 4 = 2	
4 + 3 = 7 3 + 4 = 7	5 + 2 = 7 2 + 5 = 7	6 + 1 = 7 1 + 6 = 7
7 − 3 = 4 7 − 4 = 3	7 − 2 = 5 7 − 5 = 2	7 − 1 = 6 7 − 6 = 1
3 + 3 = 6 5 + 2 = 7	6 + 0 = 6 7 − 7 = 0	7 − 4 = 3 6 − 2 = 4

80

© Carson-Dellosa • CD-704555

Answer Key

Facts for 8

Directions: Add or subtract.

Examples:

5 + 3 = 8 ; 3 + 5 = 8 ; 8 − 3 = 5 ; 8 − 5 = 3

4 + 4 = 8	6 + 2 = 8	2 + 6 = 8	7 + 1 = 8	1 + 7 = 8
8 − 4 = 4	8 − 2 = 6	8 − 6 = 2	8 − 1 = 7	8 − 7 = 1
2 + 6 = 8	4 + 3 = 7	5 + 1 = 6	3 + 5 = 8	7 + 1 = 8	0 + 8 = 8
8 − 1 = 7	7 − 6 = 1	8 − 5 = 3	6 − 3 = 3	8 − 0 = 8	8 − 2 = 6

81

Facts for 9

Directions: Add or subtract.

Examples:

5 + 4 = 9 ; 4 + 5 = 9 ; 9 − 4 = 5 ; 9 − 5 = 4

6 + 3 = 9	3 + 6 = 9	7 + 2 = 9	2 + 7 = 9	8 + 1 = 9	1 + 8 = 9
9 − 3 = 6	9 − 6 = 3	9 − 2 = 7	9 − 7 = 2	9 − 1 = 8	9 − 8 = 1
5 + 4 = 9	2 + 7 = 9	6 + 1 = 7	9 + 0 = 9	1 + 8 = 9	4 + 4 = 8
9 − 5 = 4	7 − 3 = 4	9 − 8 = 1	9 − 3 = 6	9 − 9 = 0	9 − 0 = 9

82

Facts for 10

Directions: Add or subtract.

Examples:

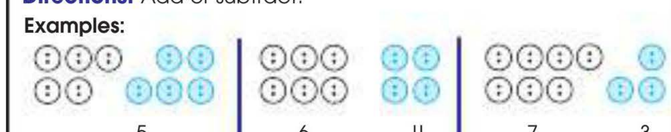

5 + 5 = 10 ; 6 + 4 = 10 ; 4 + 6 = 10 ; 7 + 3 = 10 ; 3 + 7 = 10

10 − 5 = 5 ; 10 − 4 = 6 ; 10 − 6 = 4 ; 10 − 3 = 7 ; 10 − 7 = 3

8 + 2 = 10	2 + 8 = 10	9 + 1 = 10	1 + 9 = 10
10 − 2 = 8	10 − 8 = 2	10 − 1 = 9	10 − 9 = 1
4 + 6 = 10	5 + 5 = 10	9 + 1 = 10	10 − 8 = 2	10 − 3 = 7	10 − 0 = 10

83

Problem Solving

Directions: Solve each problem.

Example:

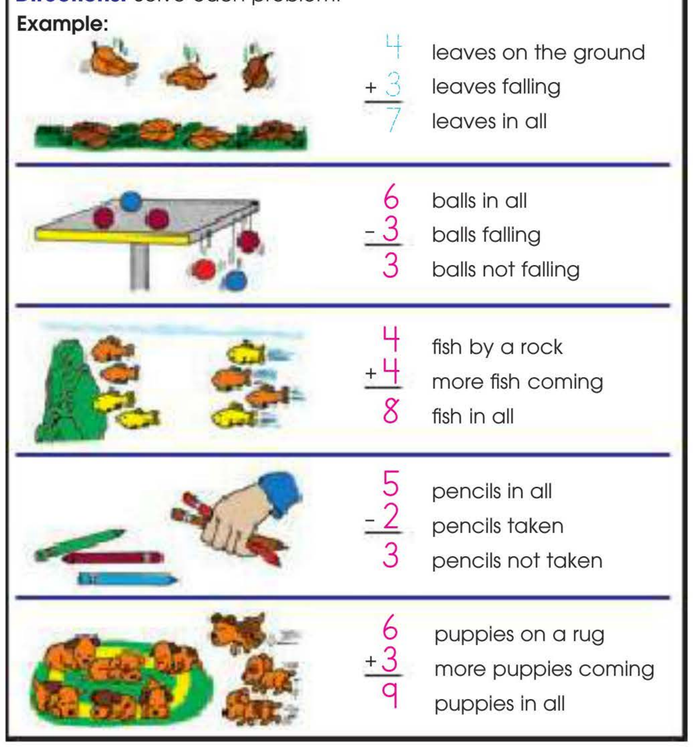

4 + 3 = 7
4 leaves on the ground
3 leaves falling
7 leaves in all

6 − 3 = 3
6 balls in all
3 balls falling
3 balls not falling

4 + 4 = 8
4 fish by a rock
4 more fish coming
8 fish in all

5 − 2 = 3
5 pencils in all
2 pencils taken
3 pencils not taken

6 + 3 = 9
6 puppies on a rug
3 more puppies coming
9 puppies in all

84

Checkup

Directions: Add.

2 + 4 = 6	7 + 3 = 10	4 + 5 = 9	6 + 2 = 8	2 + 3 = 5	4 + 0 = 4
4 + 3 = 7	1 + 5 = 6	2 + 8 = 10	3 + 3 = 6	6 + 4 = 10	2 + 1 = 3
3 + 1 = 4	7 + 0 = 7	8 + 1 = 9	5 + 2 = 7	3 + 6 = 9	5 + 5 = 10

Directions: Subtract.

3 − 3 = 0	5 − 2 = 3	10 − 6 = 4	9 − 2 = 7	7 − 3 = 4	10 − 5 = 5
9 − 1 = 8	8 − 7 = 1	1 − 0 = 1	6 − 4 = 2	8 − 5 = 3	10 − 8 = 2
9 − 6 = 3	4 − 3 = 1	6 − 3 = 3	7 − 5 = 2	10 − 9 = 1	8 − 4 = 4

85

Addition and Subtraction

Directions: Solve the number problem under each picture. Write + or − to show if you should add or subtract.

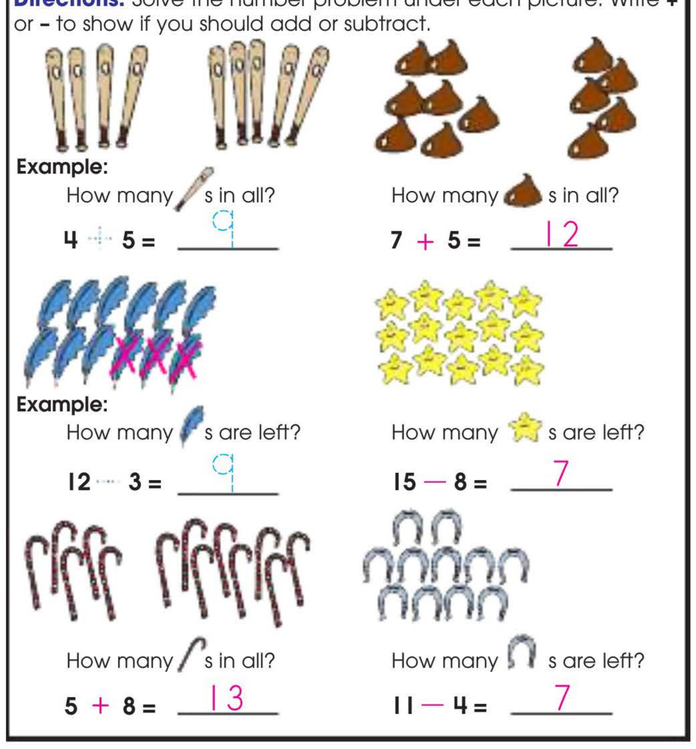

Example:

How many s in all?
4 + 5 = 9

How many s in all?
7 + 5 = 12

Example:

How many s are left?
12 − 3 = 9

How many s are left?
15 − 8 = 7

How many s in all?
5 + 8 = 13

How many s are left?
11 − 4 = 7

86

© Carson-Dellosa • CD-704555

Answer Key

Addition and Subtraction

Directions: Solve the number problem under each picture. Write + or – to show if you should add or subtract.

Example:
How many s in all?
7 + 5 = 12

How many s in all?
8 + 3 = 11

Example:
How many s are left?
9 – 4 = 5

How many s are left?
14 – 1 = 13

How many s in all?
15 + 6 = 21

How many s are left?
9 – 5 = 4

87

Hopping Around

Directions: Write the number sentence on the line below each number line.

Example:
3 + 2 = 5

8 - 4 = 4

6 + 3 = 9

9 - 2 = 7

88

Sums and Differences

Directions: Color two numbers in each box to show the given sum or difference.

Sum of 8: 3 7 | 3 6 | 6 5 | 3 8 | 1 4 | 7 2 | 4 4 | 1 5

Difference of 1: 6 3 | 5 9 | 8 5 | 5 2 | 1 5 | 10 7 | 3 2 | 4 0

Sum of 9: 0 5 | 4 3 | 8 3 | 5 5 | 6 4 | 6 2 | 1 2 | 7 2

Difference of 2: 6 9 | 4 10 | 5 8 | 0 2 | 1 4 | 7 5 | 1 10 | 7 3

89

Big Families

Directions: Complete each number sentence in each number family.

2
0 + 2 = 2
2 + 0 = 2
2 – 0 = 2
2 – 2 = 0

3
1 + 2 = 3
2 + 1 = 3
3 – 1 = 2
3 – 2 = 1

4
1 + 3 = 4
3 + 1 = 4
4 – 1 = 3
4 – 3 = 1

5
2 + 3 = 5
3 + 2 = 5
5 – 2 = 3
5 – 3 = 2

6
2 + 4 = 6
4 + 2 = 6
6 – 2 = 4
6 – 4 = 2

6
5 + 1 = 6
1 + 5 = 6
6 – 1 = 5
6 – 5 = 1

90

Help the Hippo

Directions: Use the numbers in each thought bubble to write the number family.

Example:
2 + 1 = 3
1 + 2 = 3
3 – 1 = 2
3 – 2 = 1
2, 1, 3

2 + 4 = 6
4 + 2 = 6
6 – 2 = 4
6 – 4 = 2
2, 4, 6

4 + 1 = 5
1 + 4 = 5
5 – 1 = 4
5 – 4 = 1
1, 4, 5

2 + 5 = 7
5 + 2 = 7
7 – 5 = 2
5 – 2 = 3
2, 5, 7

3 + 4 = 7
4 + 3 = 7
7 – 4 = 3
7 – 3 = 4
3, 4, 7

2 + 3 = 5
3 + 2 = 5
5 – 3 = 2
5 – 2 = 3
2, 3, 5

91

Place Value: Ones, Tens

The **place value** of a digit or numeral is shown by where it is in the number. For example, in the number **23, 2** has the place value of **tens**, and **3** is **ones**.

Directions: Add the tens and ones and write your answers in the blanks.

Example:
3 tens + 3 ones = 33

	tens	ones		tens	ones
7 tens + 5 ones =	7	5	4 tens + 0 ones =	4	0
2 tens + 3 ones =	2	3	8 tens + 1 one =	8	1
5 tens + 2 ones =	5	2	1 ten + 1 one =	1	1
5 tens + 4 ones =	5	4	6 tens + 3 ones =	6	3
9 tens + 5 ones =	9	5			

Directions: Draw a line to the correct number.

6 tens + 7 ones — 73
4 tens + 2 ones — 67
8 tens + 0 ones — 51
7 tens + 3 ones — 80
5 tens + 1 one — 42

92

© Carson-Dellosa • CD-704555

Answer Key

Finding Place Value: Ones and Tens

Directions: Write the numbers for the tens and ones. Then add.

Example:

2 tens + 7 ones
20 + 7
27

6 tens + 2 ones
60 + 2
62

3 tens + 4 ones
30 + 4
34

8 tens + 3 ones
80 + 3
83

5 tens + 0 ones
50 + 0
50

93

Numbers 11 Through 18

1¢ 10¢ 10¢

Directions: Complete the problems.

Example:

1 ten 1 one = 11
1 ten 2 ones = 12
1 ten 3 ones = 13
1 ten 4 ones = 14
1 ten 5 ones = 15
1 ten 6 ones = 16
1 ten 7 ones = 17
1 ten 8 ones = 18

94

Numbers 19 Through 39

Directions: Complete the problems.

Example:

2 tens = 20
2 tens 5 ones = 25
1 tens 9 ones = 19
2 tens 8 ones = 28
3 tens = 30
3 tens 2 ones = 32
2 tens 6 ones = 26
3 tens 8 ones = 38

95

Numbers 40 Through 99

Directions: Complete the problems.

Example:

4 tens = 40
4 tens 2 ones = 42
5 tens 6 ones = 56
6 tens 5 ones = 65
7 tens = 70
7 tens 9 ones = 79
8 tens 7 ones = 87
9 tens 3 ones = 93

96

Numbers Through 99

Directions: Complete the problems.

Example:

4 tens 6 ones = 46
1 ten 2 ones = 12
3 tens 7 ones = 37
2 tens 4 ones = 24
9 tens = 90
6 tens = 60
5 tens 3 ones = 53
7 tens 8 ones = 78
1 ten 1 one = 11
8 tens 4 ones = 84
3 tens 5 ones = 35
4 tens 9 ones = 49
9 tens 6 ones = 96
2 tens 1 one = 21
5 tens 7 ones = 57
1 ten 9 ones = 19
8 tens 8 ones = 88
6 tens 7 ones = 67
7 tens 2 ones = 72
9 tens 5 ones = 95
4 tens 1 one = 41
3 tens 4 ones = 34
6 tens 6 ones = 66
8 tens 9 ones = 89
2 tens = 20
5 tens = 50

97

Hundreds, Tens, and Ones

Directions: Count the groups of crayons. Write the number of hundreds, tens, and ones.

Example:

Hundreds Tens Ones
1 1 3

1 Hundred + 1 Ten + 3 Ones

1 2 4

1 3 6

98

© Carson-Dellosa • CD-704555

Answer Key

What Big Numbers!

Directions: Write each number.

Example:

Hundreds	Tens	Ones
■	III	●●

1 hundreds
3 tens
2 ones = 132

Hundreds	Tens	Ones
■	IIII	●●●●●●●●

1 hundreds
4 tens
7 ones = 147

Hundreds	Tens	Ones
■■■	III	●●●●●●●●●

3 hundreds
3 tens
9 ones = 339

Hundreds	Tens	Ones
■■	I	●

5 hundreds
1 tens
1 ones = 511

Hundreds	Tens	Ones
■■		●●●●●●●●●

2 hundreds
0 tens
9 ones = 209

Hundreds	Tens	Ones
■■■■■■	IIIII I	●●●

6 hundreds
6 tens
3 ones = 663

Hundreds	Tens	Ones
■■■	IIII	●●●●●

3 hundreds
4 tens
5 ones = 345

Hundreds	Tens	Ones
■■	IIIII III	●●●●●●●●

2 hundreds
8 tens
7 ones = 287

99

Count 'Em Up!

Directions: Look at the example. Then, write the missing numbers in the blanks.

Example:

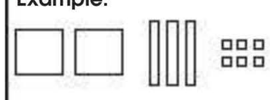

2 hundreds + 3 tens + 6 ones =

hundreds	tens	ones	
2	3	6	= 236

	hundreds	tens	ones	
3 hundreds + 4 tens + 8 ones =	3	4	8	= 348
2 hundreds + 1 ten + 7 ones =	2	1	7	= 217
6 hundreds + 3 tens + 5 ones =	6	3	5	= 635
4 hundreds + 7 tens + 9 ones =	4	7	9	= 479
2 hundreds + 9 tens + 4 ones =	2	9	4	= 294
4 hundreds + 2 tens + 0 ones =	4	2	0	= 420
3 hundreds + 1 ten + 3 ones =	3	1	3	= 313
3 hundreds + 5 tens + 7 ones =	3	5	7	= 357
6 hundreds + 2 tens + 8 ones =	6	2	8	= 628

100

Up, Up, and Away

Directions: Use the code to color the balloons. If the answer has:

7 hundreds, color it **red.**
6 hundreds, color it **green.**
5 hundreds, color it **orange.**
8 tens, color it **yellow.**
3 ones, color it **brown.**



101

Place Value: Thousands

Directions: Study the example. Write the missing numbers.

Example:

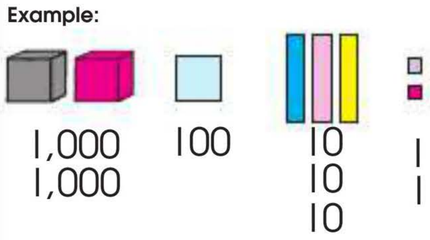

2 thousands + 1 hundred + 3 tens + 2 ones = 2,132

5,286 = 5 thousands + 2 hundreds + 8 tens + 6 ones
1,831 = 1 thousand + 8 hundreds + 3 tens + 1 one
8,972 = 8 thousands + 9 hundreds + 7 tens + 2 ones
4,528 = 4 thousands + 5 hundreds + 2 tens + 8 ones
3,177 = 3 thousands + 1 hundred + 7 tens + 7 ones

Directions: Draw a line to the number that has:

8 hundreds	7,103
5 ones	2,862
9 tens	5,996
7 thousands	1,485

102

Place Value: Thousands

6,431

thousands	hundreds	tens	ones

Directions: Tell which number is in each place.

★ Thousands place:

2,456	4,621	3,456
2	4	3

★ Tens place:

4,286	1,234	5,678
8	3	7

★ Hundreds place:

6,321	3,210	7,871
3	2	8

★ Ones place:

5,432	6,531	9,980
2	1	0

103

Two-Digit Addition

Directions: Study the example. Follow the steps to add.

Example:

33
+41

Step 1: Add the ones.

tens	ones
3	3
+4	1
	4

Step 2: Add the tens.

tens	ones
3	3
+4	1
7	4

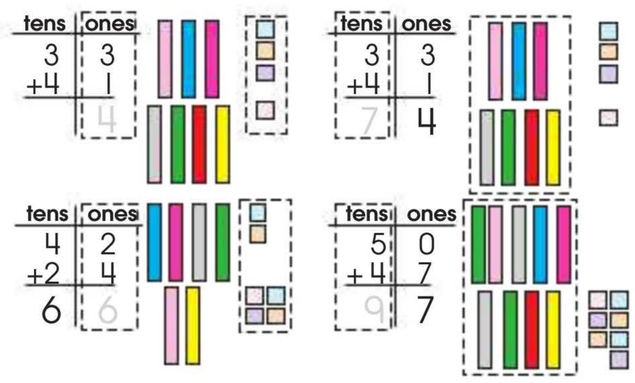

tens	ones
4	2
+2	4
6	6

tens	ones
5	0
+4	7
9	7

24	15	38	11	37	72	33	10
+62	+23	+61	+26	+42	+11	+51	+30
86	38	99	37	79	83	84	40
25	62	32	25	82	91	16	55
+42	+14	+44	+13	+ 6	+ 5	+71	+ 3
67	76	76	38	88	96	87	58

104

© Carson-Dellosa • CD-704555

Answer Key

Two-Digit Addition

Directions: Add the total points scored in each game. Remember to add **ones** first and **tens** second.

Example:

Total 39

Total 58

Total 76

Total 47

Total 37

Total 78

Total 89

Total 50

Total 59

Total 69

105

Adding Tens

3 tens	30		6 tens	60
+ 4 tens	+40		+ 2 tens	+20
7 tens	70		8 tens	80

Directions: Add.

2 tens	20		6 tens	60
+ 4 tens	+40		+ 2 tens	+20
6 tens	60		8 tens	80
20	10	40	30	50
+20	+50	+20	+40	+30
40	60	60	70	80
30	60	20	70	10
+20	+10	+50	+10	+10
50	70	70	80	20
10	40	80	60	20
+20	+40	+10	+30	+60
30	80	90	90	80
70	40	30	50	30
+20	+10	+10	+40	+30
90	50	40	90	60

106

Problem Solving

Directions: Solve each problem.

Example:

There are 20 men in the plane.
30 women get in the plane.
How many men and women are in the plane?

20
+ 30
50

Jill buys 10 apples.
Carol buys 20 apples.
How many apples in all?

10
+ 20
30

There are 30 ears of corn in one pile.
There are 50 ears of corn in another pile.
How many ears of corn in all?

30
+ 50
80

Henry cut 40 pieces of wood.
Art cut 20 pieces of wood.
How many pieces of wood were cut?

40
+ 20
60

Adolpho had 60 baseball cards.
Maria had 30 baseball cards.
How many baseball cards in all?

60
+ 30
90

107

Digital Addition

Add the ones. **Then, add the tens.**

tens	ones	tens	ones
2	4	2	4
+3	2	+3	2
	6	5	6

Directions: Solve the addition problems below.

tens	ones	tens	ones	tens	ones	tens	ones
1	7	3	4		5		6
+2	1	+5	2	+6	2	+5	2
3	8	8	6	6	7	5	8
2	0	5	1	7	2	4	7
+4	0	+	8	+1	7	+2	1
6	0	5	9	8	9	6	8
2	5	4	2	8	3	3	2
+6	2	+2	4	+1	4	+2	5
8	7	6	6	9	7	5	7

108

Circus Fun

Directions: Add to solve the problems. Add the ones first. Then, add the tens.

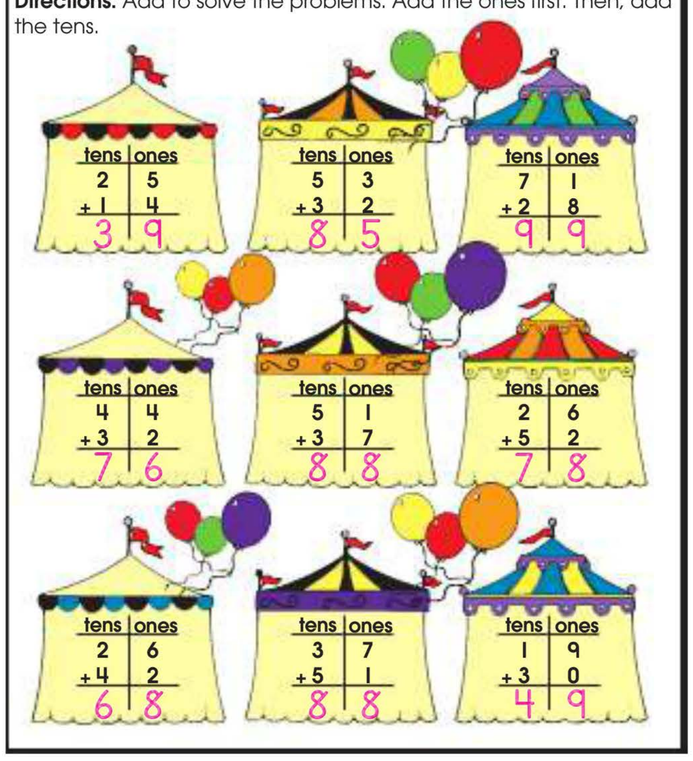

109

Scoreboard Sums

Directions: Add the total points scored in each game. Remember to add the ones first, then the tens.

Example:

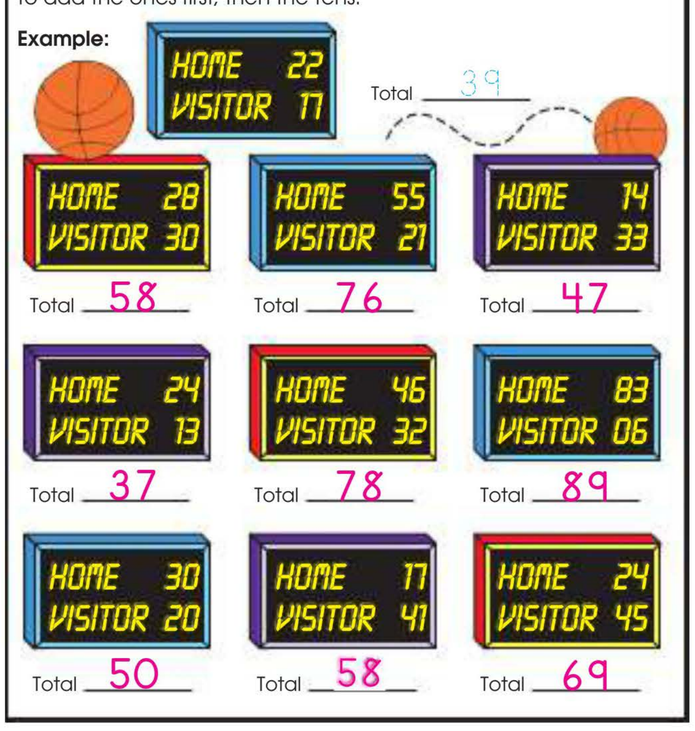

110

© Carson-Dellosa • CD-704555

Answer Key

Anchors Away

Directions: Solve the addition problems. Use the code to find the answer to this riddle:

What did the pirate have to do before every trip out to sea?

48	36	58	96	69	75	89	29
O	H	G	B	T	E	N	A

Example:

42 +16	34 +41	60 + 9
58	75	69
G	E	T

17 +31	55 +34
48	89
O	N

26 +43	14 +22	52 +23
69	36	75
T	H	E

83 +13	24 +24	5 +24	52 +17
96	48	29	69
B	O	A	T!

111

Two-Digit Subtraction

Directions: Look at the example. Follow the steps to subtract.

Examples: 28 − 14   24 − 12

Step 1: Subtract the ones.

tens	ones
2	8
-1	4
	4

Step 2: Subtract the tens.

tens	ones
2	8
-1	4
1	4

Step 1: Subtract the ones.

tens	ones
2	4
-1	2
	2

Step 2: Subtract the tens.

tens	ones
2	4
-1	2
1	2

24	61	77	85	57	87
− 12	− 30	− 44	− 24	− 23	− 33
12	31	33	61	34	54

112

Subtracting Tens

Examples:

6 tens	60	8 tens	80
− 3 tens	−30	− 2 tens	−20
3 tens	30	6 tens	60

Directions: Subtract.

7 tens	70	4 tens	40
− 5 tens	−50	− 2 tens	−20
2 tens	20	2 tens	20

50	60	20	80	40
−30	−20	−10	−40	−40
20	40	10	40	0

90	80	70	30	50
−50	−20	−30	−20	−40
40	60	40	10	10

60	40	80	90	70
−30	−10	−30	−20	−50
30	30	50	70	20

80	90	70	60	50
−70	−80	−40	−40	−20
10	10	30	20	30

113

Problem Solving

Directions: Solve each problem.

Example:

Mr. Cobb counts 70 s.
He sells 30 s.
How many s are left?

70 − 30 = 40

Keith has 20 s.
Leon has 10 s.
How many more s does Keith have than Leon?

20 − 10 = 10

Tina plants 60 s.
Melody plants 30 s.
How many more s did Tina plant than Melody?

60 − 30 = 30

Link has 80 s.
Jessica has 50 s.
How many more s does Link have than Jessica?

80 − 50 = 30

Maranda hits 40 s.
Harold hits 30 s.
How many more s does Maranda hit than Harold?

40 − 30 = 10

114

All Aboard

Directions: Count the tens and ones and write the numbers. Then, subtract to solve the problems.

tens	ones
4	2
− 2	1
2	1

tens	ones
5	5
− 3	3
2	2

tens	ones
7	3
− 4	1
3	2

tens	ones
7	5
− 4	0
3	5

tens	ones
6	7
− 4	2
2	5

tens	ones
8	5
− 5	1
3	4

115

Cookie Mania

There are 46 cookies.
Bill eats 22 cookies.
How many are left?

46
− 22

1. Subtract the ones.

tens	ones
4	6
− 2	2
	4

2. Subtract the tens.

tens	ones
4	6
− 2	2
2	4

Directions: Subtract the ones first. Then, subtract the tens.

tens	ones	tens	ones	tens	ones	tens	ones
7	8	5	9	8	3	6	7
− 2	5	− 3	6	− 6	1	− 4	3
5	3	2	3	2	2	2	4

tens	ones	tens	ones	tens	ones	tens	ones
9	7	5	4	4	2	2	8
− 1	4	− 3	0	− 3	1	− 1	8
8	3	2	4	1	1	1	0

116

© Carson-Dellosa • CD-704555

Answer Key

Cookie Craze!

Directions: Subtract to solve the problems. Circle the answers. Color the cookies with answers greater than 30.

49 − 23 = 26 — 16 (26) 25
67 − 41 = 26 — (26) 15 62
58 − 37 = 21 — 81 11 (21)
75 − 50 = 25 — 20 (25) 35
86 − 21 = 65 — 67 86 (65)
64 − 52 = 12 — (12) 26 16
97 − 65 = 32 — 31 33 (32)
77 − 43 = 34 — (34) 43 39
49 − 13 = 36 — 56 (36) 37

117

How's Your Pitch?

Directions: Solve the subtraction problems. Write each answer.

u: 95 − 14 = 81
n: 68 − 47 = 21
t: 80 − 20 = 60
r: 79 − 38 = 41
a: 83 − 52 = 31
h: 84 − 23 = 61
y: 75 − 31 = 44
i: 99 − 29 = 70
c: 98 − 36 = 62
o: 84 − 30 = 54
e: 98 − 16 = 82
g: 74 − 42 = 32
s: 58 − 38 = 20
p: 82 − 40 = 42

Use the answers and the letters on the baseballs to solve the code.

YOUR PITCH IS RIGHT ON TARGET!
44 54 81 41 42 70 60 62 61 70 20 41 70 32 61 60 54 21 60 31 41 32 82 60

118

Prehistoric Problems

Directions: Solve the subtraction problems. Use the code to color the picture.

Code: 25 = blue, 31 = yellow, 21 = brown, 57 = green, 14 = orange, 11 = red

47 − 22 = 25
52 − 21 = 31
25 − 11 = 14
62 − 31 = 31
77 − 20 = 57
51 − 40 = 11
69 − 12 = 57
98 − 41 = 57
55 − 34 = 21

119

Two-Digit Addition: Regrouping

Addition is "putting together" or adding two or more numbers to find the sum. Regrouping is using **ten ones** to form **one ten**, **ten tens** to form **one 100**, **fifteen ones** to form **one ten** and **five ones,** and so on.

Directions: Study the examples. Follow the steps to add.

Example: 14 + 8

Step 1: Add the ones.
tens | ones: 1 | 4 + 8 = 12

Step 2: Regroup the tens.
tens | ones: 1 | 4 + 8 = 2

Step 3: Add the tens.
tens | ones: 1 | 4 + 8 = 2 | 2

tens | ones: 1 | 6 + 3 | 7 = 5 | 3
tens | ones: 3 | 8 + 5 | 3 = 9 | 1
tens | ones: 2 | 4 + 4 | 7 = 7 | 1

28 +17 = 45
32 +38 = 70
54 +25 = 79
19 +55 = 74
44 +48 = 92
25 +64 = 89
29 +33 = 62
79 +15 = 94

120

Two-Digit Addition: Regrouping

Directions: Add the total points scored in the game. Remember to add the ones, regroup, and then add the tens.

Example: HOME 47, VISITOR 38 — Total 85

HOME 33, VISITOR 57 — Total 90
HOME 43, VISITOR 49 — Total 92
HOME 57, VISITOR 34 — Total 91
HOME 29, VISITOR 22 — Total 51
HOME 36, VISITOR 58 — Total 94
HOME 45, VISITOR 39 — Total 84
HOME 66, VISITOR 26 — Total 92
HOME 72, VISITOR 19 — Total 91
HOME 54, VISITOR 26 — Total 80

121

Two-Digit Addition

Directions: Add the ones. Rename 15 as 10 + 5. Add the tens.

56 + 29 — 6 + 9 = 15 or 10 + 5 — 1, 56 + 29, 5 — 1, 56 + 29 = 85

Directions: Add the ones. Rename 12 as 10 + 2. Add the tens.

47 + 35 — 7 + 5 = 12 or 10 + 2 — 1, 47 + 35, 2 — 1, 47 + 35 = 82

Directions: Add.

Examples:

45 +28 = 73
13 +19 = 32
48 +35 = 83
69 +18 = 87
54 +39 = 93
44 +17 = 61
37 +18 = 55
28 +36 = 64
73 +18 = 91
66 +29 = 95
52 +39 = 91
38 +47 = 85
64 +18 = 82
29 +45 = 74
75 +17 = 92

122

© Carson-Dellosa • CD-704555

Answer Key

Two-Digit Addition

Directions: Add the ones. Rename 11 as 10 + 1. Add the tens.

38 + 43 → 8 + 3 = 11 or 10 + 1 → 38 + 43 → 38 + 43 = 81

Directions: Add.

Example:

17 + 34 = 51	26 + 47 = 73	47 + 35 = 82	68 + 24 = 92	37 + 28 = 65
29 + 48 = 77	58 + 27 = 85	69 + 17 = 86	78 + 13 = 91	19 + 44 = 63
55 + 28 = 83	27 + 35 = 62	39 + 52 = 91	57 + 27 = 84	38 + 36 = 74
49 + 43 = 92	65 + 18 = 83	23 + 18 = 41	64 + 18 = 82	46 + 39 = 85
54 + 27 = 81	38 + 44 = 82	66 + 26 = 92	28 + 34 = 62	19 + 56 = 75

Two-Digit Subtraction: Regrouping

Subtraction is "taking away" or subtracting one number from another to find the difference. Regrouping is using **one ten** to form **ten ones, one 100** to form **ten tens,** and so on.

Directions: Study the examples. Follow the steps to subtract.

Example: 37 − 19

Step 1: Regroup. **Step 2:** Subtract the ones. **Step 3:** Subtract the tens.

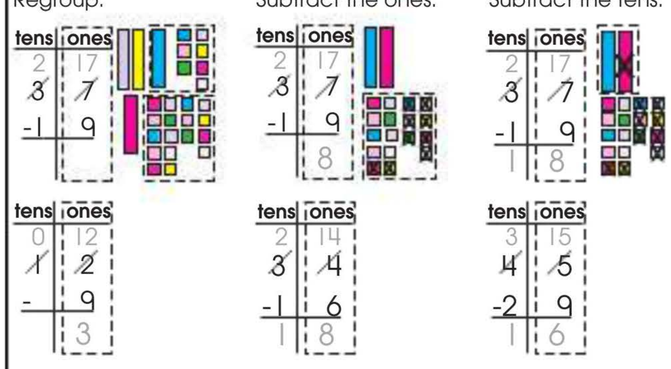

28 − 19 = 9	46 − 18 = 28	12 − 8 = 4	30 − 12 = 18	52 − 25 = 27	47 − 35 = 12	21 − 13 = 8	45 − 25 = 20

Two-Digit Subtraction: Regrouping

Directions: Study the steps for subtracting. Solve the problems using the steps.

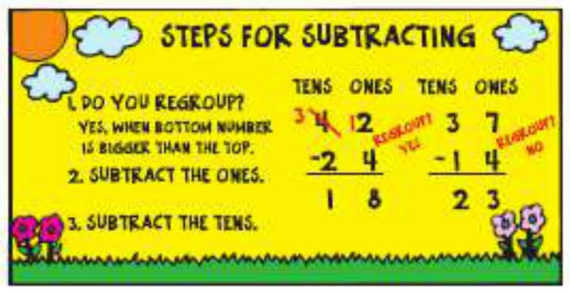

tens ones	tens ones	tens ones		
4 7 − 2 8 = 1 9	6 4 − 3 4 = 3 0	5 3 − 3 9 = 1 4		
56 − 27 = 29	83 − 47 = 36	43 − 39 = 4	75 − 53 = 22	91 − 18 = 73
73 − 66 = 7	35 − 14 = 21	67 − 58 = 9	26 − 7 = 19	68 − 45 = 23

Subtraction With Regrouping

Directions: Use manipulatives to find the difference.

Example:

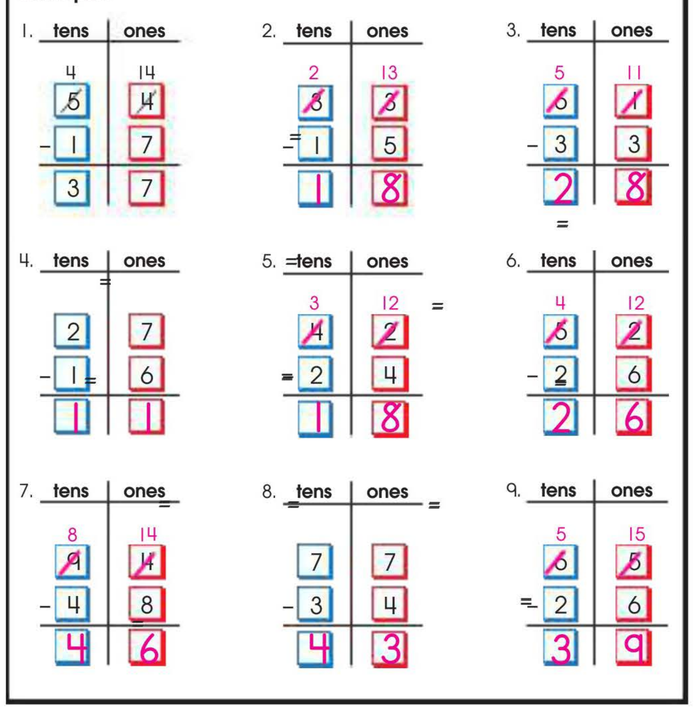

Two-Digit Subtraction

Directions: Rename 53 as 4 tens and 13 ones. Subtract the ones. Subtract the tens.

53 − 26 → 4 13 / 53 − 26 → 4 13 / 53 − 26 → 4 13 / 53 − 26 = 27

Rename 45 as 3 tens and 15 ones. 45 − 18 → 3 15 / 45 − 18 → 3 15 / 45 − 18 → 3 15 / 45 − 18 = 27

Directions: Subtract.

Examples:

53 − 28 = 35	64 − 39 = 35	47 − 28 = 19	52 − 26 = 26	64 − 36 = 28
84 − 47 = 37	93 − 56 = 37	71 − 23 = 48	26 − 18 = 8	67 − 48 = 19
44 − 28 = 16	53 − 37 = 16	82 − 46 = 36	94 − 66 = 28	55 − 39 = 16
86 − 58 = 28	34 − 18 = 16	54 − 29 = 25	73 − 59 = 14	86 − 69 = 17

Two-Digit Subtraction

Directions: Rename 73 as 6 tens and 13 ones. Subtract the ones. Subtract the tens.

73 − 48 → 6 13 / 73 − 48 → 6 13 / 73 − 48 = 5 → 6 13 / 73 − 48 = 25

Directions: Subtract.

Example:

53 − 48 = 15	83 − 45 = 38	74 − 29 = 45	94 − 48 = 46	62 − 25 = 37
45 − 27 = 18	33 − 24 = 9	24 − 8 = 6	86 − 37 = 49	72 − 48 = 24
36 − 17 = 19	26 − 18 = 8	43 − 19 = 24	63 − 48 = 15	93 − 18 = 75
82 − 26 = 56	73 − 28 = 45	95 − 69 = 26	57 − 38 = 19	41 − 25 = 16
54 − 18 = 36	61 − 34 = 27	91 − 37 = 54	81 − 44 = 37	32 − 15 = 17

© Carson-Dellosa • CD-704555

Answer Key

Problem Solving

Directions: Solve each problem.

Example:

Dad cooks 23 potatoes.
He uses 19 potatoes in the potato salad.
How many potatoes are left?

1 13
~~2~~3
− 19
4

Susan draws 32 butterflies.
She colored 15 of them brown.
How many butterflies does she have left to color?

32
− 15
17

A book has 66 pages.
Pedro reads 39 pages.
How many pages are left to read?

66
− 39
27

Jerry picks up 34 seashells.
He puts 15 of them in a box.
How many does he have left?

34
− 15
19

Beth buys 72 sheets of paper.
She uses 44 sheets for her school work.
How many sheets of paper are left?

72
− 44
28

130

Addition and Subtraction Review

Directions: Add.

4 + 9 = 13	8 + 6 = 14	9 + 8 = 17	7 + 6 = 13	5 + 7 = 12	6 + 5 = 11
9 + 6 = 15	5 + 8 = 13	7 + 4 = 11	9 + 9 = 18	8 + 7 = 15	7 + 9 = 16
30 + 40 = 70	20 + 30 = 50	45 + 23 = 68	52 + 23 = 75	60 + 25 = 85	83 + 15 = 98

Directions: Subtract.

16 − 7 = 9	15 − 9 = 6	13 − 4 = 9	12 − 7 = 5	11 − 9 = 2	17 − 8 = 9
18 − 9 = 9	17 − 9 = 8	16 − 8 = 8	15 − 8 = 7	14 − 7 = 7	16 − 9 = 7
40 − 30 = 10	60 − 10 = 50	85 − 23 = 62	73 − 41 = 32	96 − 43 = 53	54 − 44 = 10

131

Review Two-Digit Addition

Directions: Add the ones. Rename 12 as 10 + 2. Add the tens.

64 + 28 → 4 + 8 = 12 or 10 + 2 → 1, 64 + 28, 2 → 1, 64 + 28, 92

Directions: Add.

Example:

28 + 19 = 47	34 + 49 = 83	25 + 16 = 41	46 + 29 = 75	54 + 39 = 93
16 + 39 = 55	64 + 28 = 92	58 + 24 = 82	39 + 17 = 56	34 + 19 = 53
57 + 39 = 96	14 + 48 = 62	37 + 39 = 76	61 + 19 = 80	29 + 44 = 73
17 + 35 = 52	39 + 14 = 53	44 + 37 = 81	25 + 49 = 74	18 + 18 = 36
26 + 48 = 74	39 + 27 = 66	14 + 27 = 41	65 + 25 = 90	59 + 18 = 77

132

Keep on Truckin'

Directions: Write each sum. Connect the sums of 83 to make a road for the truck.

			17 +66 = 83	48 +26 = 74	42 +19 = 61
28 +38 = 66	64 +19 = 83	26 +57 = 83	58 +25 = 83	17 +75 = 92	65 +29 = 94
37 +39 = 76	48 +35 = 83	58 +37 = 95	65 +16 = 81	38 +25 = 63	39 +59 = 98
59 +27 = 86	55 +28 = 83	39 +44 = 83			

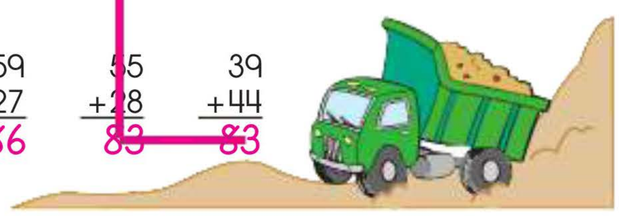

133

Review Two-Digit Subtraction

Directions: Rename 61 as 5 tens and 11 ones. Subtract the ones. Subtract the tens.

61 − 43 → 5 11, ~~6~~1 − 43 → 5 11, ~~6~~1 − 43 8 → 5 11, ~~6~~1 − 43, 18

Directions: Subtract.

Example:

3 17, ~~4~~7 − 28 = 19	73 − 48 = 25	84 − 66 = 18	95 − 18 = 77	64 − 29 = 35
56 − 38 = 18	31 − 15 = 16	25 − 17 = 8	33 − 19 = 14	46 − 29 = 17
93 − 64 = 29	82 − 55 = 27	72 − 14 = 58	45 − 28 = 17	61 − 23 = 38
51 − 44 = 7	62 − 48 = 14	37 − 19 = 18	50 − 32 = 18	83 − 47 = 36
92 − 73 = 19	82 − 75 = 7	76 − 38 = 38	47 − 29 = 18	74 − 39 = 35

134

Review Two-Digit Subtraction

Directions: Subtract.

85 − 16 = 69	93 − 48 = 45	72 − 35 = 37	63 − 27 = 36	43 − 38 = 5
56 − 29 = 27	75 − 49 = 26	84 − 38 = 46	91 − 65 = 26	37 − 18 = 19
21 − 14 = 7	35 − 18 = 17	42 − 29 = 13	72 − 47 = 25	81 − 54 = 27
64 − 38 = 26	53 − 28 = 25	94 − 57 = 37	48 − 39 = 9	23 − 18 = 5
74 − 58 = 16	83 − 36 = 47	62 − 26 = 36	54 − 28 = 26	32 − 17 = 15

135

© Carson-Dellosa • CD-704555

Answer Key

Go "Fore" It!

Directions: Add or subtract using regrouping.

tens	ones
2	15
~~3~~	5
-2	7
	8

56 − 27 = 29
40 − 16 = 24
35 + 27 = 62
42 − 14 = 28
44 + 28 = 72
93 − 39 = 54
97 − 48 = 49
73 − 24 = 49
33 + 18 = 51
56 − 17 = 39
68 − 49 = 19
49 + 32 = 81
77 − 68 = 9
27 + 19 = 46

136

Monster Math

Directions: Add or subtract using regrouping.

84 − 56 = 28
41 − 17 = 24
52 − 28 = 24
84 − 27 = 57
57 − 39 = 18
72 − 19 = 53
33 − 15 = 18
64 + 17 = 81
36 − 19 = 17
65 − 28 = 37
48 − 30 = 18
33 + 18 = 51
25 + 35 = 60



137

Adding Hundreds

Examples:

5 hundreds + 3 hundreds = 8 hundreds
500 + 300 = 800
4 hundreds + 5 hundreds = 9 hundreds
400 + 500 = 900

Directions: Add.

3 hundreds + 1 hundreds = 4 hundreds
300 + 100 = 400
6 hundreds + 2 hundreds = 8 hundreds
600 + 200 = 800
200 + 200 = 400
100 + 700 = 800
600 + 300 = 900
400 + 500 = 900
300 + 400 = 700
800 + 100 = 900
400 + 400 = 800
700 + 200 = 900
500 + 100 = 600
100 + 600 = 700
500 + 200 = 700
300 + 200 = 500
300 + 300 = 600
400 + 200 = 600
300 + 500 = 800
200 + 100 = 300

138

Problem Solving

Directions: Solve each problem.

Example:

Ria packed 300 boxes.
Melvin packed 200 boxes.
How many boxes did Ria and Melvin pack?
300 + 200 = 500

Santo typed 500 letters.
Hale typed 400 letters.
How many letters did they type?
500 + 400 = 900

Paula used 100 paper clips.
Milton used 600 paper clips.
How many paper clips did they use?
100 + 600 = 700

The grocery store sold 400 red apples.
The grocery store also sold 100 yellow apples.
How many apples did the grocery store sell in all?
400 + 100 = 500

Miles worked 200 days.
Julia worked 500 days.
How many days did they work?
200 + 500 = 700

139

Three-Digit Addition

245 + 253 = 8 → 245 + 253 = 98 → 245 + 253 = 498

Directions: Add.

Example:

745 + 23 = 768
Add the ones.
Add the tens.
Add the hundreds.

623 + 156 = 779
Add the ones.
Add the tens.
Add the hundreds.

415 + 342 = 757
566 + 33 = 599
373 + 221 = 594
160 + 334 = 494
835 + 42 = 877
642 + 251 = 893
287 + 412 = 699
723 + 45 = 768
133 + 522 = 655
454 + 324 = 778
314 + 602 = 916
654 + 235 = 889

140

Problem Solving

Directions: Solve each problem.

Example:

Gene collected 342 rocks.
Lester collected 201 rocks.
How many rocks did they collect?
342 + 201 = 543

Tina jumped the rope 403 times.
Henry jumped the rope 426 times.
How many times did they jump?
403 + 426 = 829

There are 210 people wearing blue hats.
There are 432 people wearing red hats.
How many hats in all?
210 + 432 = 642

Asta used 135 paper plates.
Clyde used 143 paper plates.
How many paper plates did they use in all?
135 + 143 = 278

Aunt Mary had 536 dollars.
Uncle Lewis had 423 dollars.
How many dollars did they have in all?
536 + 423 = 959

141

© Carson-Dellosa • CD-704555

Answer Key

Subtracting Hundreds

8 hundreds − 3 hundreds = 5 hundreds	8 0 0 − 3 0 0 = 5 0 0	6 hundreds − 2 hundreds = 4 hundreds	6 0 0 − 2 0 0 = 400

Directions: Subtract.

Example:

9 hundreds − 7 hundreds = 2 hundreds	9 0 0 − 7 0 0 = 200	3 hundreds − 1 hundreds = 2 hundreds	3 0 0 − 1 0 0 = 200
7 0 0 − 3 0 0 = 400	5 0 0 − 4 0 0 = 100	9 0 0 − 4 0 0 = 500	8 0 0 − 5 0 0 = 300
6 0 0 − 5 0 0 = 100	3 0 0 − 2 0 0 = 100	5 0 0 − 1 0 0 = 400	4 0 0 − 2 0 0 = 200
9 0 0 − 1 0 0 = 800	8 0 0 − 4 0 0 = 400	6 0 0 − 2 0 0 = 400	5 0 0 − 3 0 0 = 200
4 0 0 − 1 0 0 = 300	7 0 0 − 6 0 0 = 100	8 0 0 − 2 0 0 = 600	9 0 0 − 6 0 0 = 300

142

Problem Solving

Directions: Solve each problem.

Example:

There were 400 apples in a box.
Jesse took 100 apples from the box.
How many apples are still in the box?
400 − 100 = 300

Tommy bought 300 golf balls.
He gave Irene 200 golf balls.
How many golf balls does he have left?
300 − 200 = 100

The black horse ran 900 feet.
The brown horse ran 700 feet.
How many more feet did the black horse run?
900 − 700 = 200

The paint store has 800 gallons of paint.
It sells 300 gallons of paint.
How many gallons of paint are left?
800 − 300 = 500

There are 700 children.
There are 200 boys.
How many girls are there?
700 − 200 = 500

143

Three-Digit Subtraction

Directions: Subtract the ones. → Subtract the tens. → Subtract the hundreds.

7 4 6 − 4 2 4 = 2 → 7 4 6 − 4 2 4 = 2 2 → 7 4 6 − 4 2 4 = 3 2 2

Directions: Add.

Example:

8 7 9 − 4 6 = 833
Subtract the ones.
Subtract the tens.
Subtract the hundreds.

5 8 6 − 1 4 2 = 444
Subtract the ones.
Subtract the tens.
Subtract the hundreds.

6 3 5 − 4 2 3 = 212	4 7 8 − 2 4 1 = 237	3 3 8 − 2 7 = 311	9 5 7 − 7 3 4 = 223
2 9 7 − 1 4 5 = 152	8 4 6 − 3 2 5 = 521	7 6 9 − 5 1 4 = 255	6 5 3 − 1 4 2 = 511
5 6 9 − 3 3 3 = 236	3 6 5 − 2 1 3 = 152	8 1 8 − 6 1 8 = 200	9 3 6 − 4 2 4 = 512

144

Problem Solving

Directions: Solve each problem.

Example:

There were 787 bales of hay.
Glenda fed the cows 535 bales.
How many bales of hay are left?
787 − 535 = 252

There are 673 bolts in a box.
Maria took 341 bolts out of the box.
How many bolts are left in the box?
673 − 341 = 332

The secretary types 459 letters.
138 of the letters were mailed.
How many letters are left?
459 − 138 = 321

Mr. Jones had 569 dollars.
He spent 203 dollars.
How many dollars does he have left?
569 − 203 = 366

There are 342 riding horses in the rodeo.
There are 132 bucking horses in the rodeo.
How many more riding horses are there?
342 − 132 = 210

145

Review: Three-Digit Addition

Directions: Add.

Examples:

3 4 0 + 2 2 5 = 565	7 5 4 + 3 2 = 786	8 2 6 + 3 = 829	6 3 2 + 3 2 2 = 954
1 9 8 + 2 0 0 = 398	4 5 6 + 3 1 = 487	5 4 1 + 3 3 3 = 874	2 7 3 + 4 1 5 = 688
9 0 0 + 3 4 = 934	8 4 7 + 1 3 1 = 978	7 2 1 + 1 7 6 = 897	4 0 2 + 3 8 3 = 785
1 5 6 + 4 2 3 = 579	6 4 4 + 2 5 1 = 895	2 1 5 + 5 4 2 = 757	3 7 2 + 4 1 7 = 789
5 1 8 + 3 5 1 = 869	7 8 3 + 5 = 788	6 8 4 + 1 4 = 698	7 1 0 + 2 6 0 = 970

146

Review: Three-Digit Subtraction

Directions: Subtract.

Example:

8 5 6 − 3 5 2 = 504	4 3 2 − 2 1 = 411	5 9 8 − 4 1 6 = 182	7 6 9 − 3 4 5 = 424
3 1 9 − 6 = 313	9 5 4 − 7 3 1 = 223	2 7 5 − 3 = 272	6 4 3 − 3 1 3 = 330
7 7 5 − 2 6 1 = 514	8 3 4 − 1 2 = 822	9 4 2 − 1 1 1 = 831	4 7 8 − 3 2 4 = 154
5 6 2 − 4 3 1 = 131	4 4 4 − 2 1 2 = 232	3 8 5 − 1 5 2 = 233	7 5 4 − 3 = 751
8 6 8 − 2 3 4 = 634	9 4 3 − 8 4 3 = 100	6 8 9 − 4 1 7 = 272	5 7 7 − 3 7 = 540

147

© Carson-Dellosa • CD-704555

Answer Key

Multiplication

Multiplication is a short way to find the sum of adding the same number a certain amount of times. For example, 7 x 4 = 28 instead of 7 + 7 + 7 + 7 = 28.

Directions: Study the example. Solve the problems.

Example:
3 + 3 + 3 = 9
3 threes = 9
3 x 3 = 9

7 + 7 = 14
2 sevens = 14
2 x 7 = 14

4 + 4 + 4 + 4 = 16
4 fours = 16
4 x 4 = 16

5 + 5 = 10
2 fives = 10
2 x 5 = 10

2 + 2 + 2 + 2 = 8
4 twos = 8
4 x 2 = 8

6 + 6 = 12
2 sixes = 12
2 x 6 = 12

148

Multiplication

Multiplication is repeated addition.

Directions: Draw a picture for each problem. Then, write the missing numbers.

Example:
Draw 2 groups of three apples.

3 + 3 = 6
or 2 x 3 = 6

Draw 3 groups of four hearts.

4 + 4 + 4 = 12
or 3 x 4 = 12

Draw 2 groups of five boxes.

5 + 5 = 10
or 2 x 5 = 10

Draw 6 groups of two circles.

2 + 2 + 2 + 2 + 2 + 2 = 12
or 6 x 2 = 12

Draw 7 groups of three triangles.

3 + 3 + 3 + 3 + 3 + 3 + 3 = 21
or 7 x 3 = 21

149

Multiplication

Directions: Study the example. Draw the groups and write the total.

Example: 3x2
2+2+2 = 6

3x4
4 + 4 + 4 = 12

2x5
5 + 5 = 10

5x3
3 + 3 + 3 + 3 + 3 = 15

150

Multiplication

Directions: Solve the problems.

9 + 9 = 18
2 nines = 18
2 x 9 = 18

7 + 7 = 14
2 sevens = 14
2 x 7 = 14

4 + 4 + 4 + 4 = 16
4 fours = 16
4 x 4 = 16

8 + 8 + 8 + 8 + 8 = 40
5 eights = 40
5 x 8 = 40

5 + 5 + 5 = 15
3 fives = 15
3 x 5 = 15

9 + 9 = 18
2 nines = 18
2 x 9 = 18

6 + 6 + 6 = 18
3 sixes = 18
3 x 6 = 18

3 + 3 = 6
2 threes = 6
2 x 3 = 6

7 + 7 + 7 + 7 = 28
4 sevens = 28
4 x 7 = 28

2 + 2 = 4
2 twos = 4
2 x 2 = 4

151

Multiplication

Directions: Use the code to color the fish.

If the answer is:

6, color it **red.**
12, color it **orange.**
16, color it **blue.**
27, color it **brown.**
8, color it **yellow.**
15, color it **green.**
18, color it **purple.**

4 x 2 = 8
5 x 3 = 15
3 x 2 = 6
3 x 6 = 18
4 x 3 = 12
2 x 8 = 16
9 x 3 = 27

152

Problem Solving

Directions: Tell if you add, subtract, or multiply. Then, write the answers.

There were 12 frogs sitting on a log by a pond, but 3 frogs hopped away. How many frogs were left?

subtract 9 frogs

There are 9 flowers growing by the pond. Each flower has 2 leaves. How many leaves are there?

multiply 18 leaves

A tree had 7 squirrels playing in it. Then, 8 more came along. How many squirrels are there in all?

add 15 squirrels

There were 27 birds living in the trees around the pond, but 9 flew away. How many birds are left?

subtract 18 birds

153

© Carson-Dellosa • CD-704555

Answer Key

Circle

A **circle** is a shape that is round. This is a circle: ◯

Directions: Find the circles and draw squares around them.

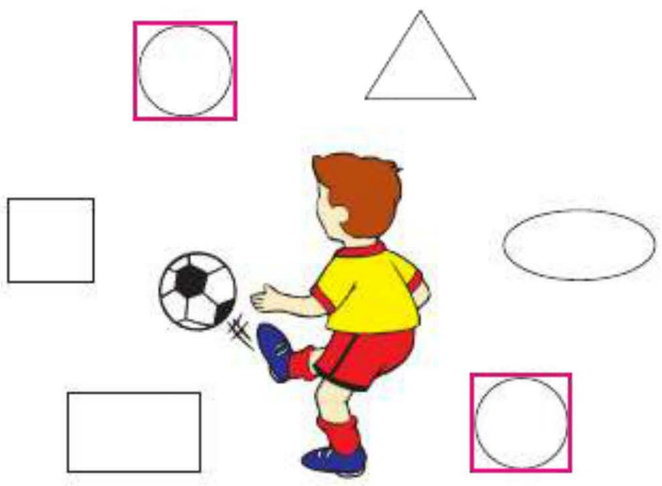

Directions: Trace the word. Then, write the word.

circle circle

154

Square

A **square** is a shape with four corners and four sides of the same length. This is a square: □

Directions: Find the squares and draw circles around them.

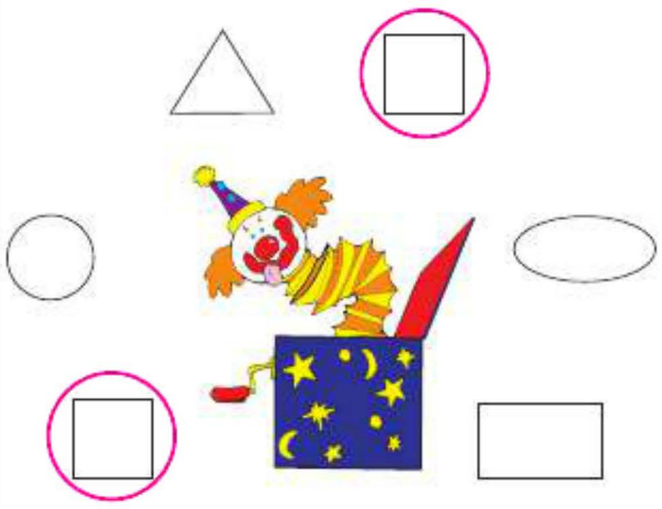

Directions: Trace the word. Then, write the word.

square square

155

Rectangle

A **rectangle** is a shape with four corners and four sides. The sides opposite each other are the same length. This is a rectangle: ▭

Directions: Find the rectangles and draw circles around them.

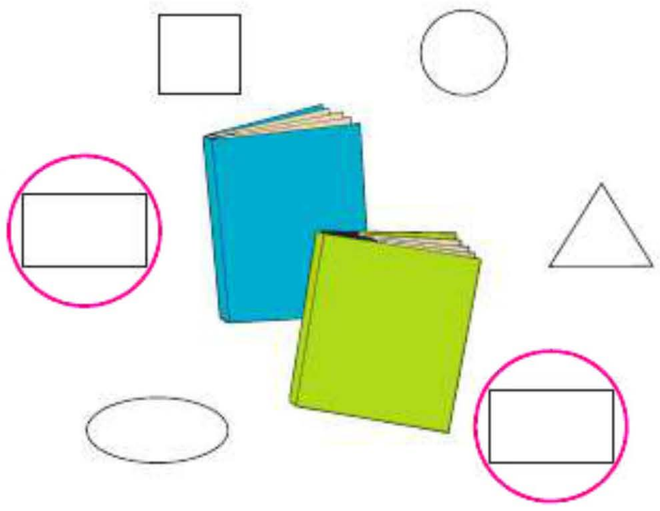

Directions: Trace the word. Then, write the word.

rectangle rectangle

156

Triangle

A **triangle** is a shape with three corners and three sides. This is a triangle: △

Directions: Find the triangles and draw circles around them.

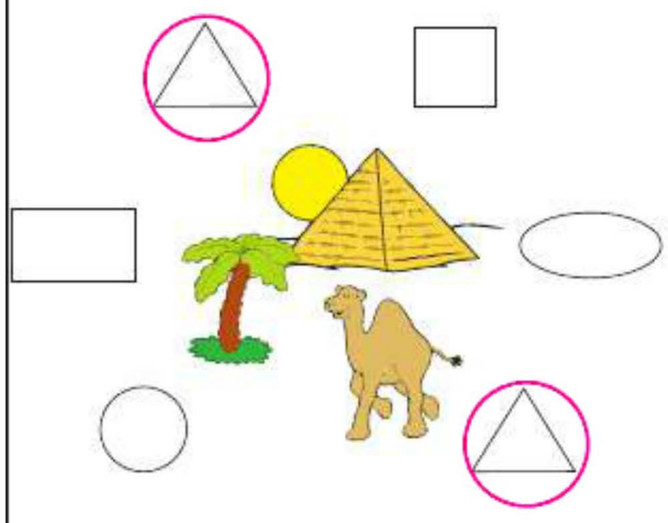

Directions: Trace the word. Then, write the word.

triangle triangle

157

Oval and Rhombus

An **oval** is egg-shaped. This is an oval: ⬭

A **rhombus** is a shape with four sides of the same length. Its corners form points at the top, sides, and bottom. This is a rhombus: ◇

Directions: Find the ovals. Color them **red.**
Find the rhombuses. Color them **blue.**

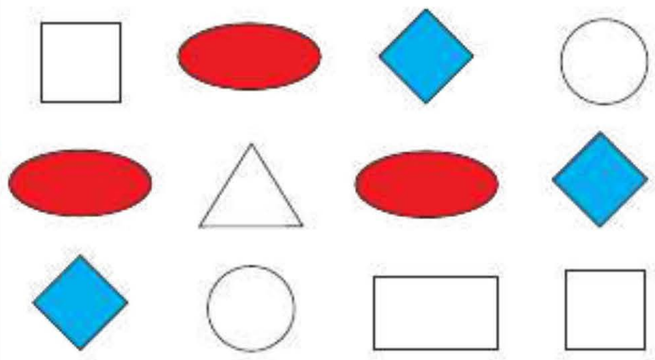

Directions: Trace the words. Then, write the words.

oval oval

rhombus rhombus

158

Geometry

Geometry is mathematics that has to do with lines and shapes.

Directions: Color the shapes.

Color the triangles **blue.**
Color the circles **red.**
Color the squares **green.**
Color the rectangles pink.

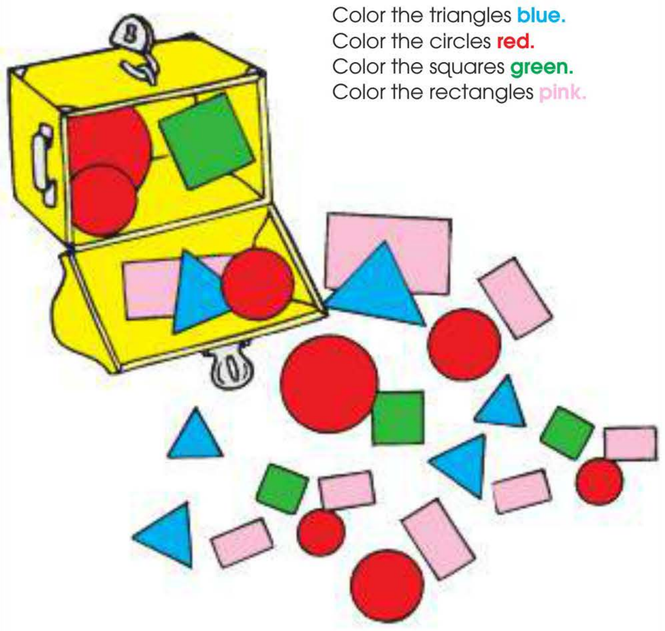

159

© Carson-Dellosa • CD-704555

Answer Key

Shapes

Directions: Some shapes have sides. How many sides does each shape below have? Write the number of sides inside each shape.

4 square — 4 rectangle — 3 triangle

Directions: Help Robbie get to his space car by tracing the path that has only squares, rectangles, and triangles.

Hint: You may want to draw an **X** on all the other shapes. This will help you see the path more clearly.

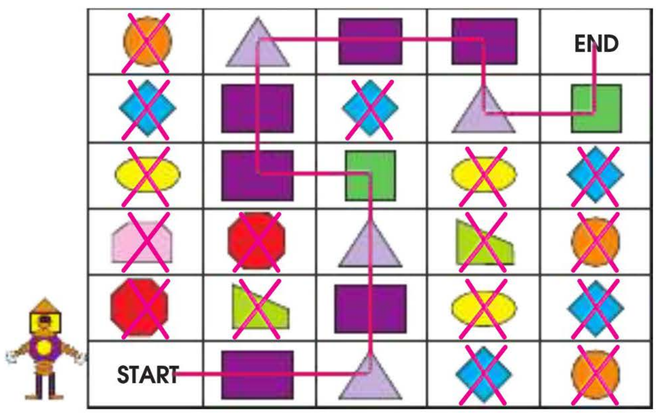

160

Shapes

Directions: Look at the grid below. All the shapes have straight sides, like a square.

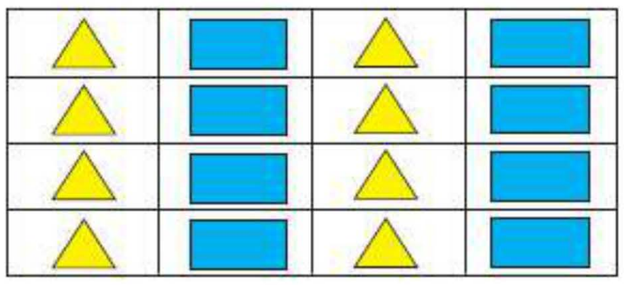

Directions: Now, make your own pattern grid. Use only shapes with straight sides like the grid above. The grid has been started for you.

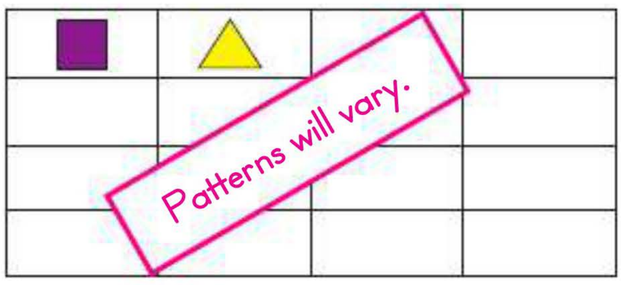

161

How Big Are You?

Directions: How big are you? **Estimate,** or guess, how long some of your body parts are. Write your estimates below. Then, have a friend use an inch ruler to measure you. Write the numbers below. How close were your estimates?

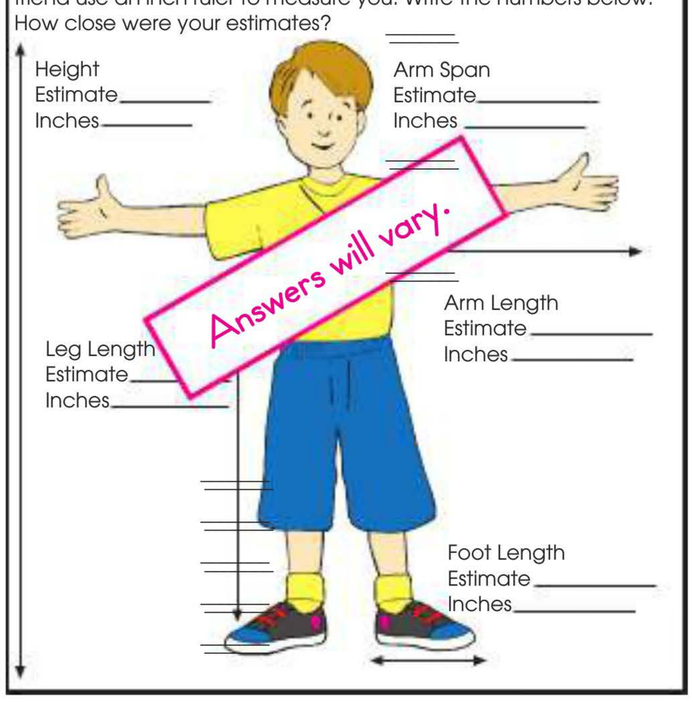

162

Measurement: Inches

Directions: Cut out the ruler. Measure each object to the nearest inch.

2 inches

3 inches

1 inch

Directions: Measure objects around your house. Write the measurement to the nearest inch.

can of soup _____ inches

pen _____

toothbrush

paper clip _____ inches

small toy _____ inches

Answers will vary.

cut out

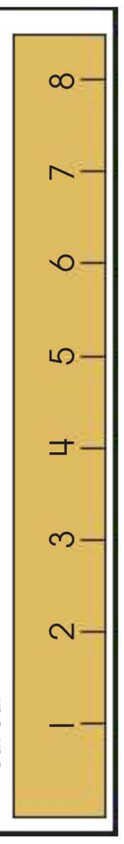

163

Measurement: Inches

Directions: Use the ruler from pg. 163 to measure the fish to the nearest inch.

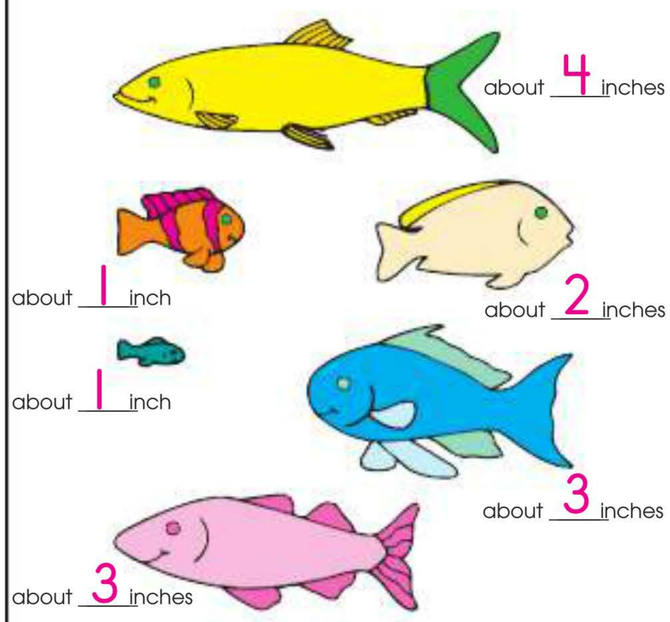

about 4 inches

about 1 inch

about 2 inches

about 1 inch

about 3 inches

about 3 inches

165

Measurement: Inches

An **inch** is a unit of length in the standard measurement system.

Directions: Use the ruler on pg. 163 to measure each object to the nearest inch.

Example: The paper clip is about 1 inch long.

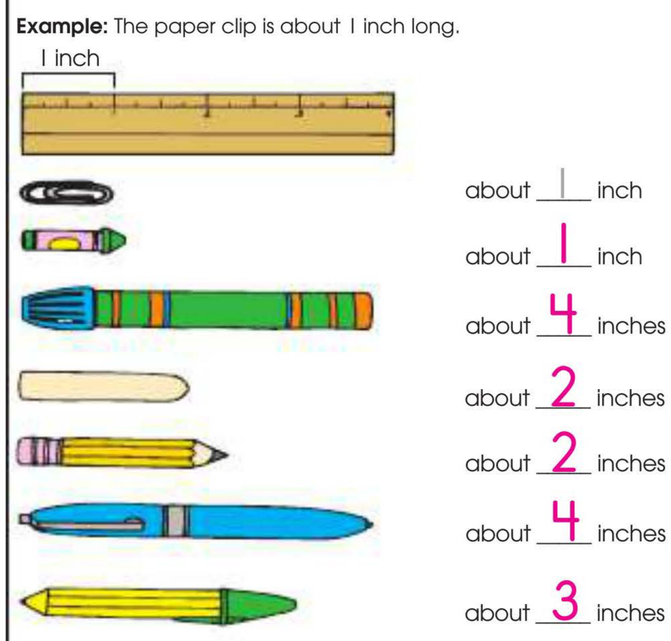

about 1 inch

about 1 inch

about 4 inches

about 2 inches

about 2 inches

about 4 inches

about 3 inches

166

© Carson-Dellosa • CD-704555

Answer Key

Measuring Monkeys

Directions: Use the inch ruler on pg. 163 to measure the length of each rope. Write the answer in each blank.



167

Measurement: Centimeters

A **centimeter** is a unit of length in the metric system. There are 2.54 centimeters in an inch.

Directions: Use a centimeter ruler to measure the crayons to the nearest centimeter.

Example: The first crayon is about 7 centimeters long.

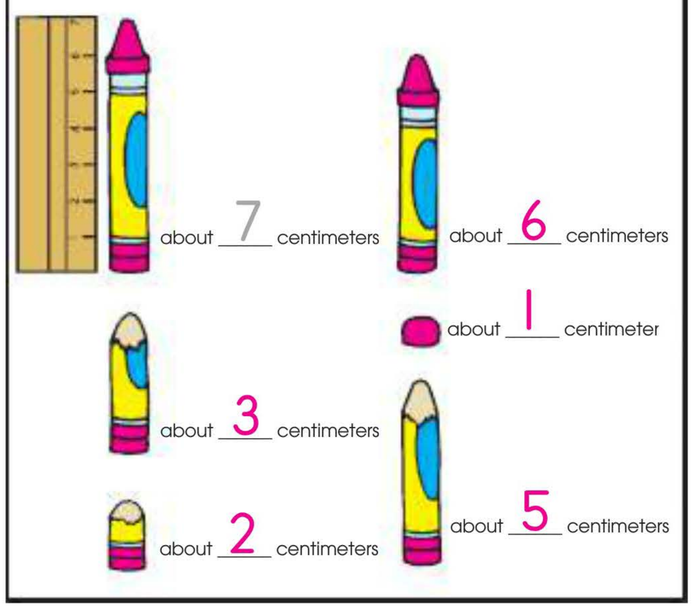

168

Measurement: Centimeters

Directions: The giraffe is about 8 centimeters high. How many centimeters (cm) high are the trees? Write your answers in the blanks.

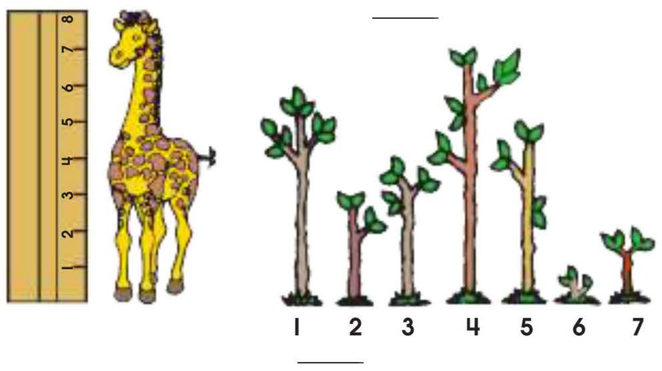

1. 6 cm 2. 3 cm 3. 4 cm
4. 7 cm 5. 5 cm 6. 1 cm 7. 2 cm

169

Trip to the Watering Hole

Directions: Use a centimeter ruler to measure the distance each animal has to travel to reach the watering hole. Write the answer in each blank.

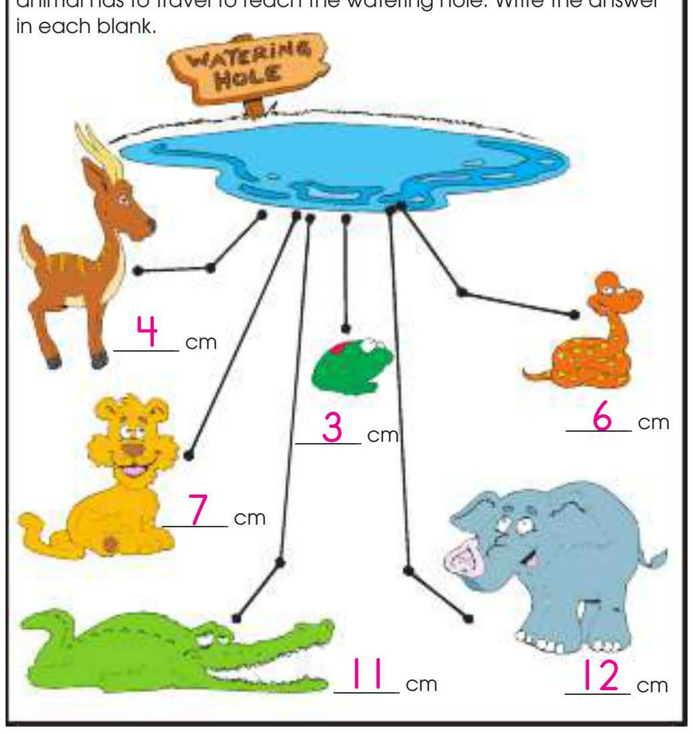

170

Centimeter Sharpening

Directions: Use a centimeter ruler to measure each pencil. Subtract to find how many centimeters were lost when sharpening each pencil.

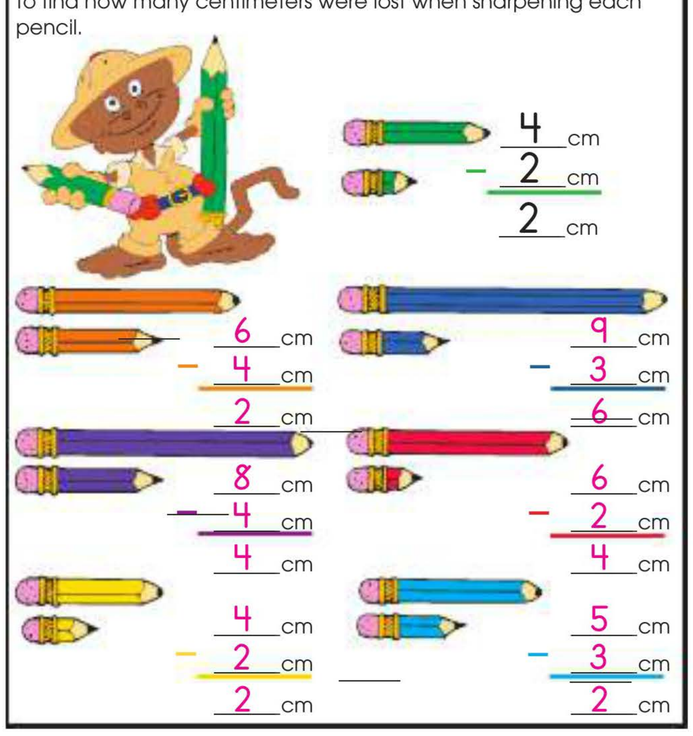

171

Good Morning

Directions: Make your own bar graph. List 5 kinds of cereal on the graph below. Ask 5 people to vote for one cereal. Record the votes on the graph by coloring in 1 space for each vote. Use the information to answer the questions.

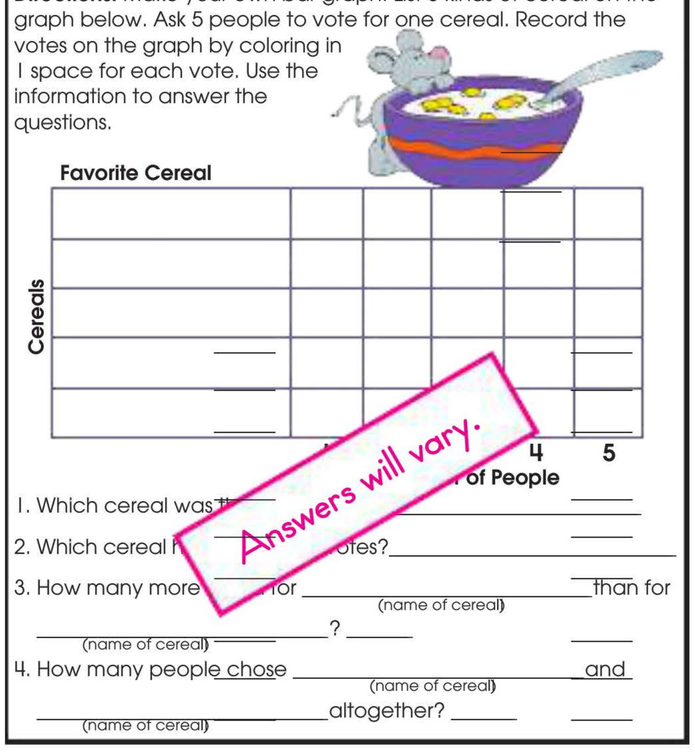

Answers will vary.

1. Which cereal was the
2. Which cereal h votes?
3. How many more for _____ (name of cereal) than for _____ (name of cereal)?
4. How many people chose _____ (name of cereal) and _____ (name of cereal) altogether?

172

© Carson-Dellosa • CD-704555

Answer Key

Jungle Weather

Directions: The pictures show the weather for one month. Count the number of sunny, cloudy, and rainy days.



Directions: Complete the pictograph using the tallies above.

Weather for 1 Month

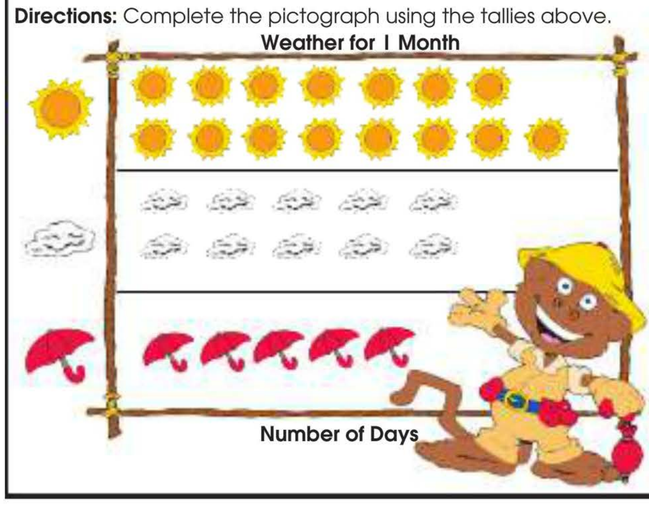

173

What a Meal!

Directions: Use the pictograph to complete each sentence below.

= 2 worms

Grace Goldfish	
Willie Walleye	
Calvin Catfish	
Benny Bluegill	
Beth Bass	
Patty Perch	

1. Benny got the fewest worms.
2. Beth got the most worms.
3. Grace and Calvin got the same number of worms.
4. Benny and Patty together caught the same number of worms as Willie.
5. Write the number of worms that each fish ate.

Grace	Willie	Calvin	Benny	Beth	Patty
8	10	8	4	12	6

174

"Play Ball"

Directions: Eight baseball teams have just completed their season. Each team played eight games. Use this pictograph to answer the questions below.

= 1 win

Washington Wiggle Worms	
Jersey Jaguars	
Pittsburgh Pandas	
Tampa Toucans	
Kansas City Centipedes	
Lansing Lightning Bugs	
Houston Hornets	
Memphis Monkeys	

1. How many games did the Memphis Monkeys lose? 7
2. Which teams tied for last place? Lansing Lightning Bugs and Memphis Monkeys
3. Which team won the most games? Jersey Jaguars
4. How many more games did the Washington Wiggle Worms win than the Tampa Toucans? 4
5. Which four teams' total number of games won equal the Jersey Jaguars' number of games won? Kansas City Centipedes, Lansing Lightning Bugs, Houston Hornets, Memphis Monkeys

175

Graphs

A **graph** is a drawing that shows information about numbers.

Directions: Count the apples in each row. Color the boxes to show how many apples have bites taken out of them.

Example:

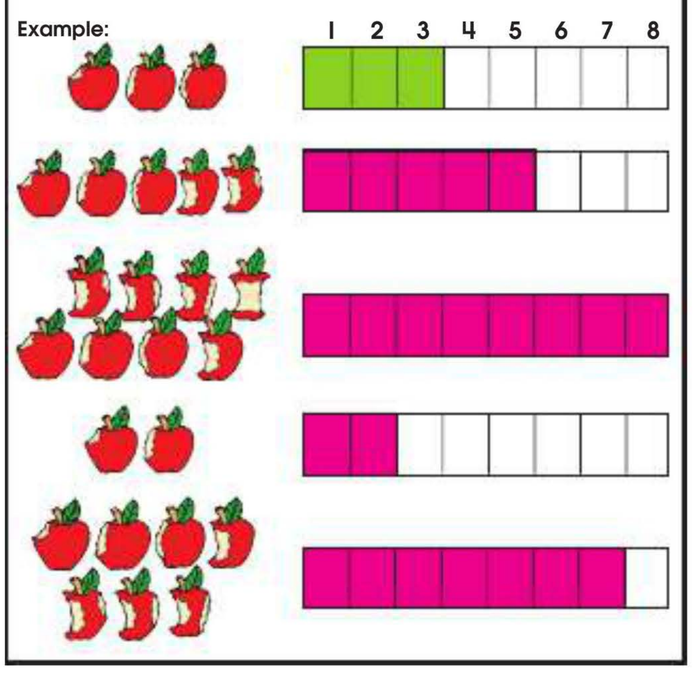

176

Graphs

Directions: Count the banana peels in each column. Color the boxes to show how many bananas have been eaten by the monkeys.

Example:

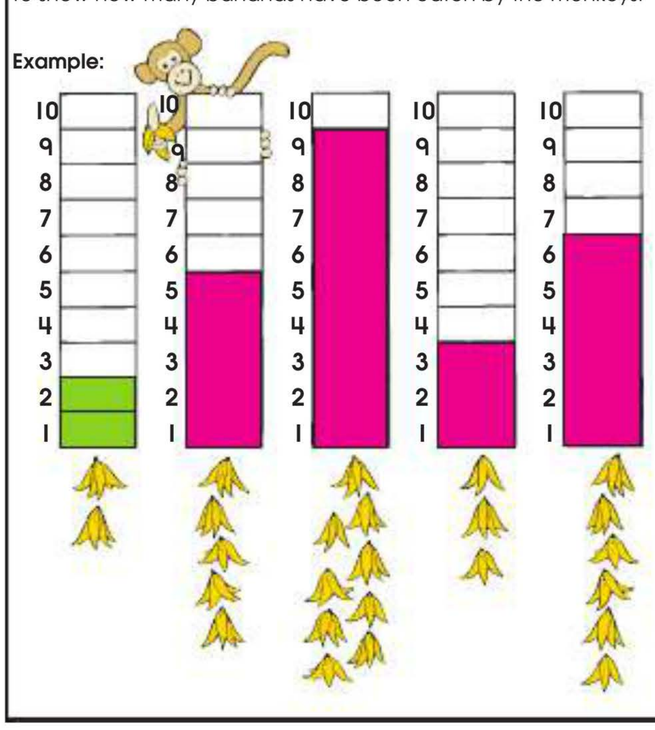

177

Treasure Quest

Directions: Read the directions. Draw the pictures where they belong on the grid. Start at 0 and go . . .

over 2, up 5. Draw a
over 9, up 3. Draw a
over 8, up 6. Draw a
over 5, up 2. Draw a
over 1, up 7. Draw a
over 7, up 1. Draw a
over 6, up 4. Draw a
over 2, up 3. Draw a
over 3, up 1. Draw a
over 4, up 6. Draw a

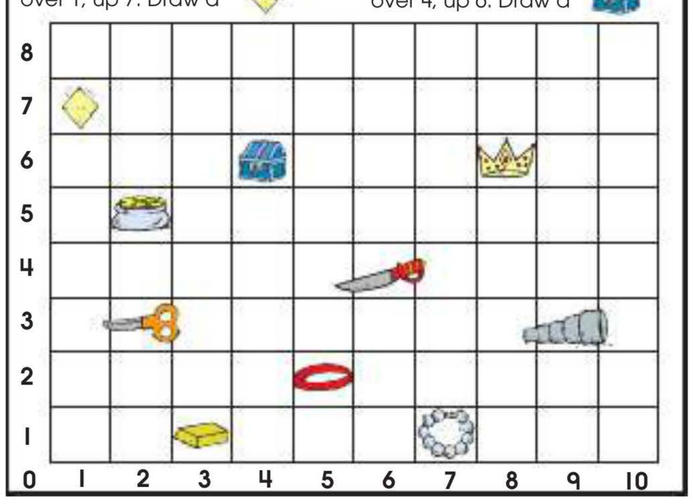

178

© Carson-Dellosa • CD-704555

Answer Key

Let's Get Things in Order!

Directions: Help Mrs. Brown pick flowers in her garden. The flowers she wants are listed in the chart. Use the descriptions to color the flowers in her garden.

↓	→	Color it:
1st row	6th flower	red
2nd row	4th flower	blue
3rd row	1st flower	yellow
4th row	9th flower	pink
5th row	10th flower	orange
6th row	2nd flower	green
7th row	5th flower	black
8th row	7th flower	grey
9th row	8th flower	purple
10th row	3rd flower	brown



179

Whole and Half

A **fraction** is a number that names part of a whole, such as $\frac{1}{2}$.

Directions: Color half of each thing.

Example: whole apple half an apple



180

One Third

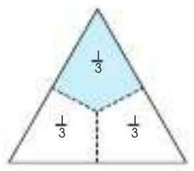

1 part is blue.
The 3 parts are the same size.
1/3 of the inside is blue.

Directions: Complete the fraction statements.

Example:



1 part is blue.
3 parts are the same size.
1/3 of the inside is blue.

1 part is blue.
3 parts are the same size.
1/3 of the inside is blue.

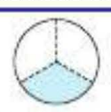

1 part is blue.
3 parts are the same size.
1/3 of the inside is blue.

1 part is blue.
3 parts are the same size.
1/3 of the inside is blue.

1/3 of the inside is blue.

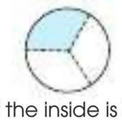

1/3 of the inside is blue.

181

One Fourth

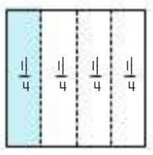

1 part is blue.
The 4 parts are the same size.
1/4 of the inside is blue.

Directions: Complete the fraction statements.

Example:

1 part is blue.
4 parts are the same size.
1/4 of the inside is blue.

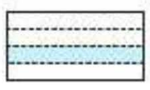

1 part is blue.
4 parts are the same size.
1/4 of the inside is blue.

1 part is blue.
4 parts are the same size.
1/4 of the inside is blue.

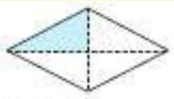

1 part is blue.
4 parts are the same size.
1/4 of the inside is blue.

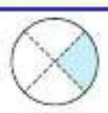

1/4 of the inside is blue.

1/4 of the inside is blue.

182

Fractions: Half, Third, Fourth

Directions: Study the examples. Circle the fraction that shows the shaded part. Then, circle the fraction that shows the white part.

Examples:



shaded white
$\frac{1}{4}$ $\frac{1}{3}$ $\frac{1}{2}$ $\frac{1}{3}$ $\frac{1}{2}$ $\frac{1}{4}$

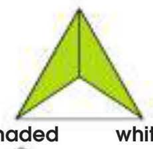

shaded white
$\frac{1}{2}$ $\frac{2}{3}$ $\frac{3}{4}$ $\frac{2}{3}$ $\frac{1}{2}$ $\frac{1}{3}$

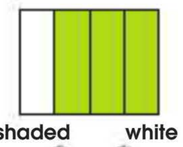

shaded white
$\frac{1}{4}$ $\frac{1}{2}$ $\frac{3}{4}$ $\frac{1}{4}$ $\frac{2}{3}$ $\frac{1}{2}$

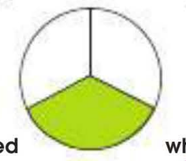

shaded white
$\frac{1}{4}$ $\frac{1}{3}$ $\frac{1}{2}$ $\frac{2}{4}$ $\frac{2}{3}$ $\frac{2}{2}$



shaded white
$\frac{3}{4}$ $\frac{1}{3}$ $\frac{3}{2}$ $\frac{1}{2}$ $\frac{1}{4}$ $\frac{1}{3}$

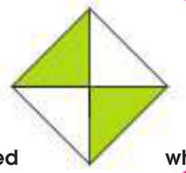

shaded white
$\frac{2}{3}$ $\frac{2}{4}$ $\frac{2}{2}$ $\frac{1}{3}$ $\frac{2}{4}$ $\frac{2}{2}$

shaded white
$\frac{1}{3}$ $\frac{2}{3}$ $\frac{2}{2}$ $\frac{1}{2}$ $\frac{1}{4}$ $\frac{1}{3}$

183

Shaded Shapes

Directions: Draw a line to match each fraction with its correct shape.

$\frac{1}{3}$ shaded

$\frac{2}{4}$ shaded

$\frac{1}{4}$ shaded

$\frac{1}{2}$ shaded

$\frac{3}{4}$ shaded

$\frac{2}{3}$ shaded

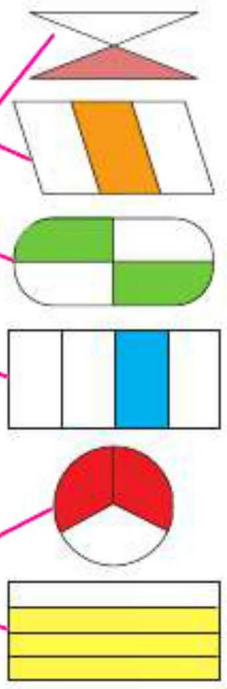

184

© Carson-Dellosa • CD-704555

Answer Key

Fraction Food

Directions: Count the equal parts. Circle the fraction that names one of the parts.

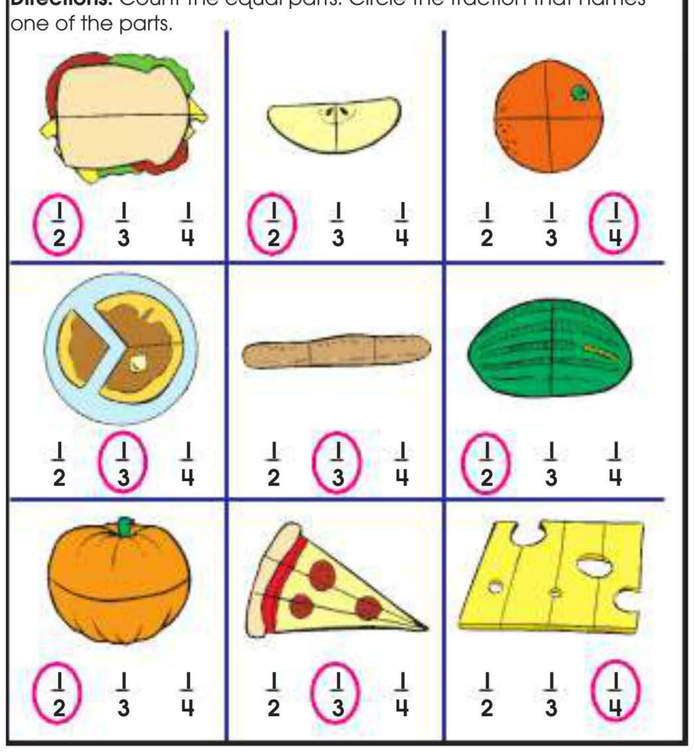

185

Mean Monster's Diet

Directions: Help Mean Monster choose the right piece of food.

1. Mean Monster may have $\frac{1}{4}$ of this chocolate pie. Color in $\frac{1}{4}$ of the pie.

2. For a snack, he wants $\frac{1}{3}$ of this chocolate cake. Color in $\frac{1}{3}$ of the cake.

3. For an evening snack, he can have $\frac{1}{4}$ of the candy bar. Color in $\frac{1}{4}$ of the candy bar.

4. Mean Monster may eat $\frac{1}{3}$ of this pizza. Color in $\frac{1}{3}$ of the pizza.

5. For lunch, Mean Monster gets $\frac{1}{2}$ of the sandwich. Color in $\frac{1}{2}$ of the sandwich.

6. He ate $\frac{1}{2}$ of the apple for lunch. Color in $\frac{1}{2}$ of the apple.



186

Fractions

One morning, Mrs. Murky asks her class:

"Which would you rather have, $\frac{1}{2}$ of a candy bar or $\frac{2}{4}$ of a candy bar?"

Directions: Which would you rather have? Explain your answer.

$\frac{1}{2}$ and $\frac{2}{4}$ are the same amount.

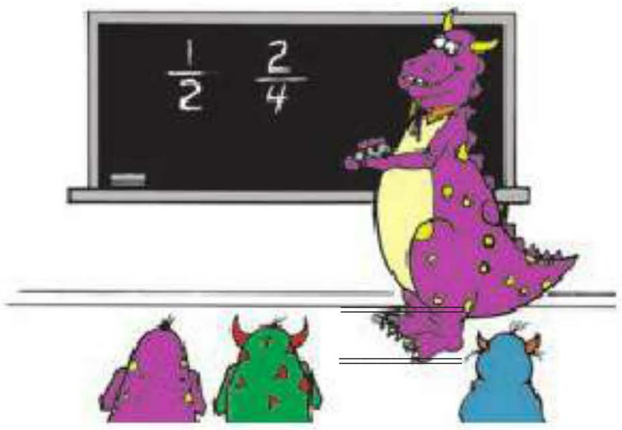

187

Writing the Time

Directions: Color the little hour hand **red**. Fill in the blanks.

The **BIG HAND** is on 12.
The **little hand** is on 3.
It is 3 o'clock.

The **BIG HAND** is on 12.
The **little hand** is on 6.
It is 6 o'clock.

The **BIG HAND** is on 12.
The **little hand** is on 1.
It is 1 o'clock.

The **BIG HAND** is on 12.
The **little hand** is on 10.
It is 10 o'clock.

189

Practice

Directions: What is the time?

2 o'clock

12 o'clock

9 o'clock

4 o'clock

11 o'clock

6 o'clock

3 o'clock

5 o'clock

10 o'clock

1 o'clock

8 o'clock

7 o'clock

190

Matching Digital and Face Clocks

Long ago, there were only wind-up clocks. Today, we also have electric and battery clocks. We may soon have solar clocks!

Directions: Match the digital and face clocks that show the same time.

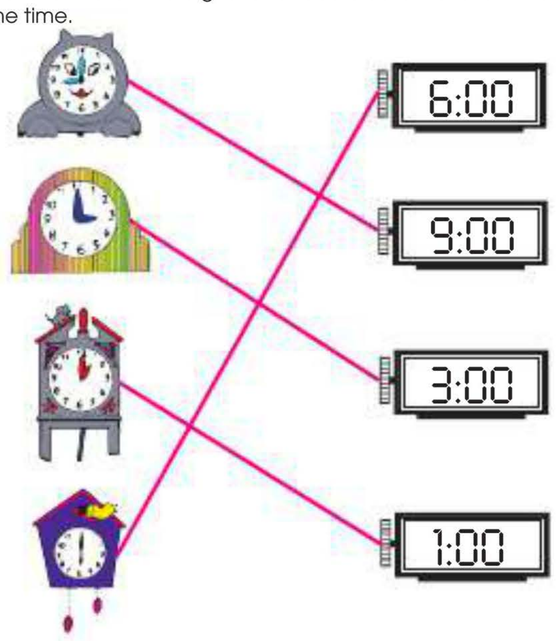

191

© Carson-Dellosa • CD-704555

Answer Key

Writing Time on the Half-Hour

Directions: Write the times.

11:00

30 minutes past

Half-hour later

11:30

11 o'clock

1:00

30 minutes past

Half-hour later

1:30

1 o'clock

What is your dinner time?

Directions: Circle the time you eat.

192

Writing Time on the Half-Hour

Directions: What time is it?

2:30

9:30

4:30

12:30

11:30

1:30

193

Writing Time on the Quarter-Hour

Directions: Draw the hands. Write the times.

5:15

15 minutes after

5 o'clock

10:15

15 minutes after

10 o'clock

2:15

15 minutes after

2 o'clock

9:15

15 minutes after

9 o'clock

195

Time to the Minute Intervals: Introduction

Each **number** on the clock face stands for **5** minutes.

Directions: Count by **5s** beginning at the **12**.
Write the numbers here:

00 05 10 15 20 25

It is 25 minutes after 8 o'clock. It is written 8:25.

Directions: Count by **5s.**

00 05 10 15 20 25 30 35

It is 35 minutes after 8 o'clock.

8 : 35

196

Drawing the Minute Hand

Directions: Draw the hands on these fish clocks.

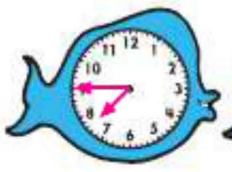

7:45

8:05

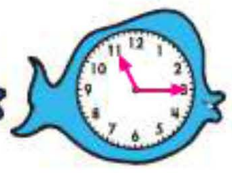

11:15

3:20

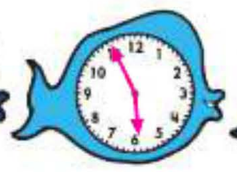

5:55

1:50

12:10

10:25

4:40

197

Counting Pennies

Directions: Count the pennies.
How many cents?

Example:

= 4¢

= 8¢

= 5¢

= 9¢

= 3¢

= 6¢

= 7¢

= 2¢

= 10¢

198

© Carson-Dellosa • CD-704555

Answer Key

Counting Pennies

Directions: Count the pennies in each triangle.

3 ¢ 6 ¢

10 ¢

199

Nickels: Introduction

Directions: Look at the two sides of a nickel. Color the nickels silver.

front back

1 nickel = 5 pennies

1 nickel = 5 cents

1 nickel = 5 ¢

Directions: ~~Write the~~ number of cents in ~~a nickel.~~

5¢ = 1 ¢ + 1 ¢ + 1 ¢ + 1 ¢ + 1 ¢

200

Nickels: Counting by Fives

Directions: Count the nickels by 5s. Write the amount.

Example:

5 cents = 1 nickel

15 ¢

Count 5, 10, 15.

10 ¢

Count 5, 10.

25 ¢

Count 5, 10, 15, 20, 25.

35 ¢

Count 5, 10, 15, 20, 25, 30, 35.

20 ¢

Count 5, 10, 15, 20.

30 ¢

Count 5, 10, 15, 20, 25, 30.

201

Dimes: Introduction

A dime is small, but quite strong. It can buy more than a penny or a nickel.

front back

Directions: Each side of a dime is different. It has ridges on its edge. Color the dime silver.



Directions: Write the number of cents in a dime.

1 dime = 10 pennies

1 dime = 10 cents

1 dime = 10 ¢

202

Dimes: Counting by Tens

Directions: Count by 10s. Write the number. Circle the group with more.

30 ¢ or

10 ¢

40 ¢ or

30 ¢

50 ¢ or

90 ¢

203

Quarters: Introduction

Our first president, George Washington, is on the front. The American eagle is on the back.

front back

Directions: Write the number of cents in a quarter.

1 quarter = 25 pennies

1 quarter = 25 cents

1 quarter = 25 ¢

Directions: Count these nickels by 5s. Is this another way to make 25¢?

yes no

204

© Carson-Dellosa • CD-704555

Answer Key

Counting With Quarters

These are some machines that use quarters.

Directions: Color each machine you have to put quarters into. Circle the number of quarters you need.

I need 3 quarters to wash clothes.

I need 1 quarter(s) to make a phone call.

205

Counting With Quarters, Dimes, Nickels, and Pennies

Directions: Match the money with the amount.

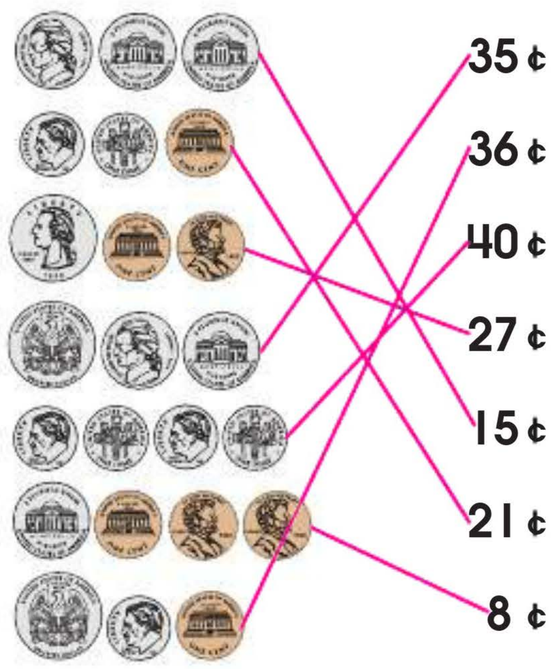

206

Counting With Quarters, Dimes, Nickels, and Pennies

Here are things to buy for your hair.

Directions: How many of each coin do you need? Write 1, 2, 3, or 4.

	Quarters	Dimes	Nickels	Pennies
	1		1	2
	1	1		
	1			4
		1		3
		2		

207

Subtracting for Change

Adam wanted to know how much change he would have left when he bought things. He made this picture to help him subtract.

4 dimes
− 1 dime
3 dimes

40 ¢
− 10 ¢
30 ¢

Directions: Cross out and subtract.



6 dimes
− 4 dimes
2 dimes

60 ¢
− 40 ¢
20¢

208

Problem-Solving with Money

Directions: Draw the coins you use. Write the number of coins on each blank.

1.

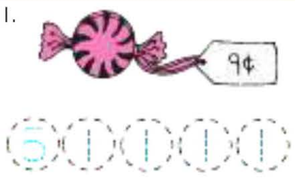

5 1 1 1 1

____ dimes
1 nickels
4 pennies

2.

10 1

1 dimes
____ nickels
1 pennies

3.



10 1 1 1 1

1 dimes
____ nickels
4 pennies

4. Find another way to pay for the

5 5 1 1 1 1

____ dimes
2 nickels
4 pennies

209

Making Exact Amounts of Money: Two Ways to Pay

Directions: Find two ways to pay. Show what coins you use.

1. 25 25

2 quarters
____ dimes
____ nickels
____ pennies

2. 10 10 10 10 10

____ quarters
5 dimes
____ nickels
____ pennies

3. 25 25 10 5

2 quarters
1 dimes
1 nickels
____ pennies

4. 10 10 10 10 10 10 1 1 1 1 1

____ quarters
6 dimes
____ nickels
5 pennies

210

© Carson-Dellosa • CD-704555

Answer Key

Making Exact Amounts of Money: How Much More?

Directions: Count the coins. Find out how much more money you need to pay the exact amount.

How much money do you have? 25 ¢

How much more money do you need? 25 ¢

How much money do you have? 11 ¢

How much more money do you need? 49 ¢

Solve this puzzle.

How much more money does Monkey need?

10 ¢

I have 1 quarter and 4 dimes. I need one more coin to pay for the banana-van.

75¢

211

Mathematics Practice Test

Lesson 1 Mathematics Skills

SAMPLE A **Directions:** Choose the longest bug.

Listen carefully while you look at the problem and all the answer choices.

Listen for key words and numbers.

Mark the right answer as soon as you know which one it is. Then get ready for the next item.

GO

214

Mathematics Practice Test

1 What number is shown on the place value chart?

Math Whiz Club

36 ○ 360 ● 306 ○ 63 ○

2 Find the shape that is one-third shaded.

Shape 1 ○ Shape 2 ○ Shape 3 ○ Shape 4 ●

3 Which number sentence can be used to show the total number of books?

○ 4 + 2 = □ ● 2 + 2 + 2 + 2 = □

○ 4 + 4 + 4 + 4 = □ ○ 4 + 4 = □

GO

215

Mathematics Practice Test

4 Which tool would students use to measure a pint of water from the stream?

hanging scale ○ tape measure ○ measuring cup ● thermometer ○

5 Pablo has two quarters, one dime, and three nickels. How much money does he have in all?

75¢ ● 65¢ ○ 60¢ ○ 70¢ ○

GO

216

Mathematics Practice Test

6 Which child is third from the lifeguard?

Ann ○ Tom ○ Reg ○ Beth ●

7 Which squares contain numbers that are all less than 19?

● 7 15 10 18 ○ 18 6 23 65

○ 91 20 32 57 ○ 12 81 17 44

8 Which answer choice names a shape not in the circle?

○ cone ● box

○ can ○ ball

9 Which number is missing from the pattern?

3 5 7 11 13

6 ○ 8 ○ 9 ● 10 ○

GO

217

Mathematics Practice Test

Directions: The students in Mr. Naldo's class are having a Math Fair. One of the games is a number wheel. The chart shows how many times the spinner landed on each number after 20 spins. Use the chart to do numbers 10 and 11.

Number	1	2	3
Spins	IIII	III	IIII IIII II

10 How many times did the spinner land on the number 3?

3 ○ 5 ○ 7 ○ 12 ●

11 Which spinner looks most like the one the students are using?

spinner 1 ○ spinner 2 ● spinner 3 ○ spinner 4 ○

STOP

218

© Carson-Dellosa • CD-704555

Answer Key

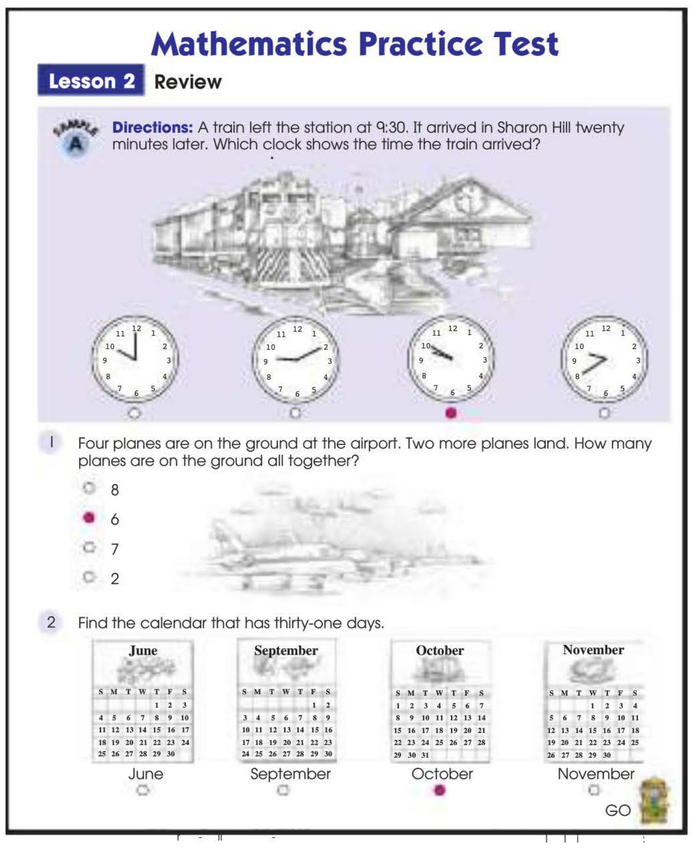

Mathematics Practice Test

Lesson 2 Review

SAMPLE A **Directions:** A train left the station at 9:30. It arrived in Sharon Hill twenty minutes later. Which clock shows the time the train arrived?

1 Four planes are on the ground at the airport. Two more planes land. How many planes are on the ground all together?

- 8
- 6
- 7
- 2

2 Find the calendar that has thirty-one days.

June — September — October — November

GO

219



Mathematics Practice Test

Directions: The bar graph shows how many fish are in a pond at a school's nature center. Use the graph to do numbers 3–5 on the next page.

Sunfish
Catfish
Bluegill
Bass

Kinds of Fish

1 2 3 4 5 6 7 8

Number of Fish

GO

220

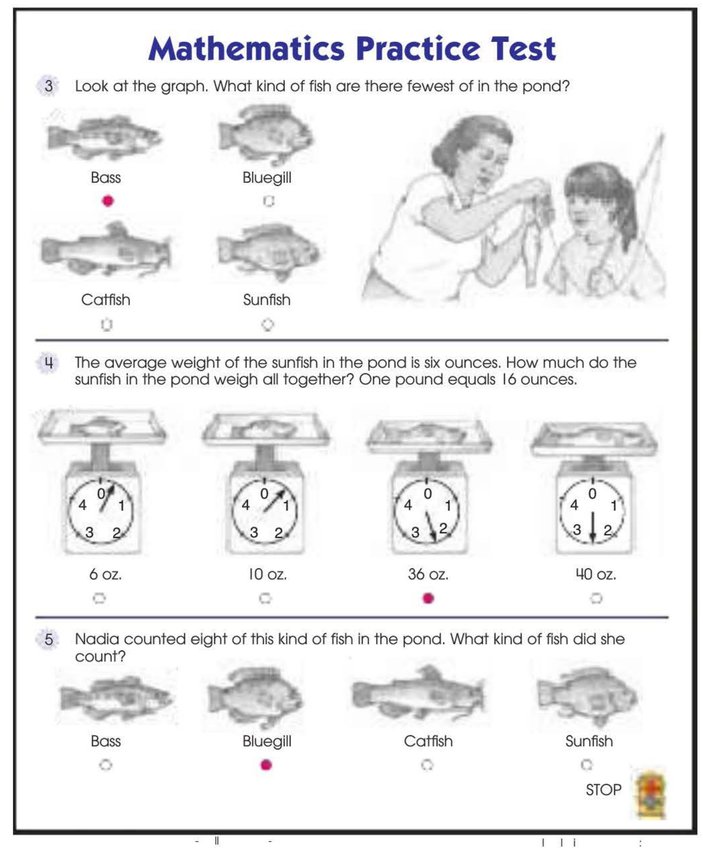

Mathematics Practice Test

3 Look at the graph. What kind of fish are there fewest of in the pond?

Bass — Bluegill — Catfish — Sunfish

4 The average weight of the sunfish in the pond is six ounces. How much do the sunfish in the pond weigh all together? One pound equals 16 ounces.

6 oz. — 10 oz. — 36 oz. — 40 oz.

5 Nadia counted eight of this kind of fish in the pond. What kind of fish did she count?

Bass — Bluegill — Catfish — Sunfish

STOP

221

© Carson-Dellosa • CD-704555