






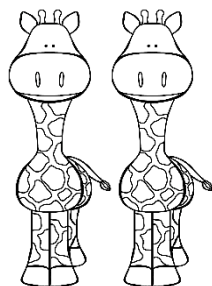
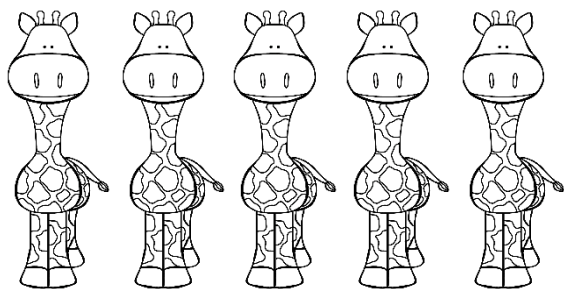
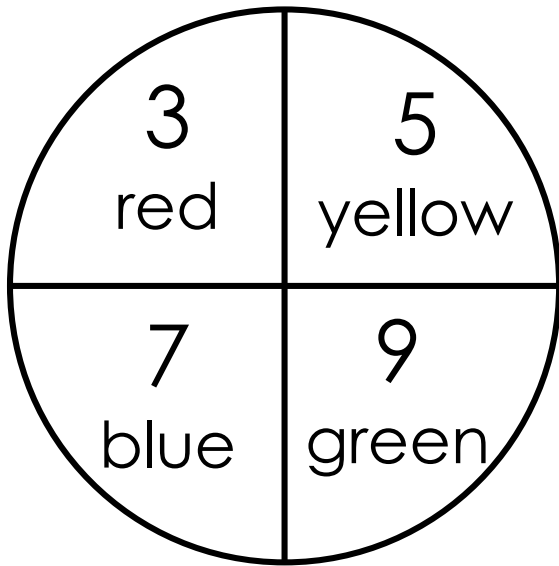


# Let's Count!













Name: \_\_\_\_\_










Name: \_\_\_\_\_


# Spin and Color!




# Color, Count, and Write the Number.

Color the pictures and count them. Then color in the amount in the 10 frame. Then write the number on the dotted line.


	<table border="1"><tbody><tr><td></td><td></td><td></td><td></td><td></td></tr><tr><td></td><td></td><td></td><td></td><td></td></tr></tbody></table>											<hr/> <hr/> <hr/>
	<table border="1"><tbody><tr><td></td><td></td><td></td><td></td><td></td></tr><tr><td></td><td></td><td></td><td></td><td></td></tr></tbody></table>											<hr/> <hr/> <hr/>
	<table border="1"><tbody><tr><td></td><td></td><td></td><td></td><td></td></tr><tr><td></td><td></td><td></td><td></td><td></td></tr></tbody></table>											<hr/> <hr/> <hr/>
	<table border="1"><tbody><tr><td></td><td></td><td></td><td></td><td></td></tr><tr><td></td><td></td><td></td><td></td><td></td></tr></tbody></table>											<hr/> <hr/> <hr/>
	<table border="1"><tbody><tr><td></td><td></td><td></td><td></td><td></td></tr><tr><td></td><td></td><td></td><td></td><td></td></tr></tbody></table>											<hr/> <hr/> <hr/>





+




+




+



+



+



Teachatdaycare.com












7

3

5

1

9



Teachatdaycare.com

1

4


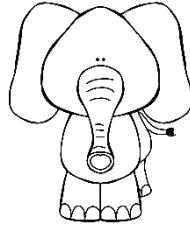
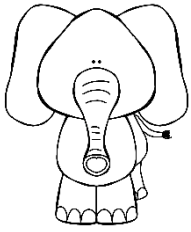
3

0





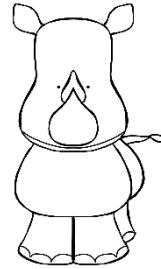






2

# What Comes Next?





Cut out the pictures below to finish each pattern.



Created by Annette@booksandbubblesfamilycare.com



Teachatdaycare.com

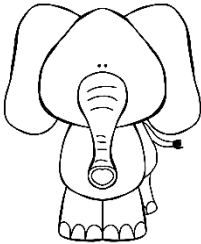


# Add the Pictures.



Write your answer in the box.




+




+



+




+





+

# Subtract the Pictures.



Write your answer in the box.




—




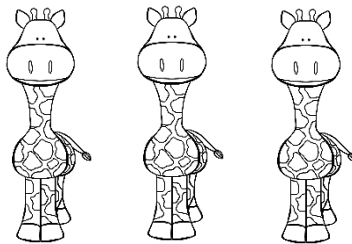
—




—



—



—



# Adding and Tracing.

$1 + 3 = 4$

$1 + 3 =$

$1 + 5 = 6$

$1 + 5 =$

$1 + 1 = 2$

$1 + 1 =$

$1 + 6 = 7$

$1 + 6 =$

$1 + 2 = 3$

$1 + 2 =$

$1 + 4 = 5$

$1 + 2 =$

# Adding and Tracing.

$2+3=5$        $2+3=$

$2+5=7$        $2+5=$

$2+1=3$        $2+1=$

$2+6=8$        $2+6=$

$2+2=4$        $2+2=$

$2+4=6$        $2+2=$

# Adding and Tracing.

$3+3=6$

$3+3=$

$3+5=8$

$3+5=$

$3+1=4$

$3+1=$

$3+6=9$

$3+6=$

$3+2=5$

$3+2=$

$3+4=7$

$3+2=$

# Adding and Tracing.

$4+3=7$

$4+3=$

$4+5=9$

$4+5=$

$4+1=5$

$4+1=$

$4+6=10$

$4+6=$

$4+2=6$

$4+2=$

$4+4=8$

$4+2=$

# Adding and Tracing.

$5+3=8$        $5+3=$

$5+5=10$        $5+5=$

$5+1=6$        $5+1=$

$5+6=11$        $5+6=$

$5+2=7$        $5+2=$

$5+4=9$        $5+2=$

# Tens and Ones!

Say the number, then glue on the correct amount.

Write the number in the space at the end.

Say It

Build It

Write It


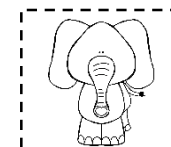











13

11

15

14

Teachatdaycare.com



# Say It-Tally It-Write It!

Say the number, then make the correct tally marks.  
Write the number in the space at the end.

Say It

Tally It

Write It

13		
11		
15		
14		
10		
12		

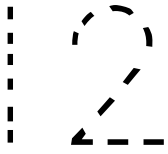

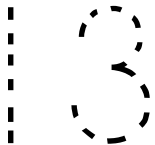
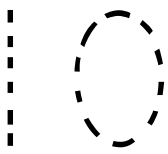
# Trace It-Build It-Write It!

Say the number. Cut and glue the correct number of dice.  
Write the number in the space at the end.

Trace It

Build It

Write It

Teachatdaycare.com

