




Grade 1


Valentine Math


Add the numbers. Use the chocolate kisses to help you count!


1.
$$\begin{array}{r} 3 \\ + 6 \\ \hline \end{array}$$
 


2.
$$\begin{array}{r} 7 \\ + 1 \\ \hline \end{array}$$
 


3.
$$\begin{array}{r} 1 \\ + 8 \\ \hline \end{array}$$
 


4.
$$\begin{array}{r} 5 \\ + 3 \\ \hline \end{array}$$
 


5.
$$\begin{array}{r} 1 \\ + 3 \\ \hline \end{array}$$
 


6.
$$\begin{array}{r} 4 \\ + 3 \\ \hline \end{array}$$
 


7.
$$\begin{array}{r} 3 \\ + 3 \\ \hline \end{array}$$
 

8.
$$\begin{array}{r} 5 \\ + 2 \\ \hline \end{array}$$
 


9.
$$\begin{array}{r} 2 \\ + 3 \\ \hline \end{array}$$
 

10.
$$\begin{array}{r} 1 \\ + 5 \\ \hline \end{array}$$
 

11.
$$\begin{array}{r} 1 \\ + 4 \\ \hline \end{array}$$
 

12.
$$\begin{array}{r} 2 \\ + 1 \\ \hline \end{array}$$
 

Let's Make a Pledge to Save Earth!




Can you think of something you'd be able to do often to help conserve resources or reduce pollution and waste? What is something you could *stop* doing that could help?


I promise I will _____

Starting today I will not _____

Earth Day Maze

Can you find your way across the Earth?





Verbs in Agreement

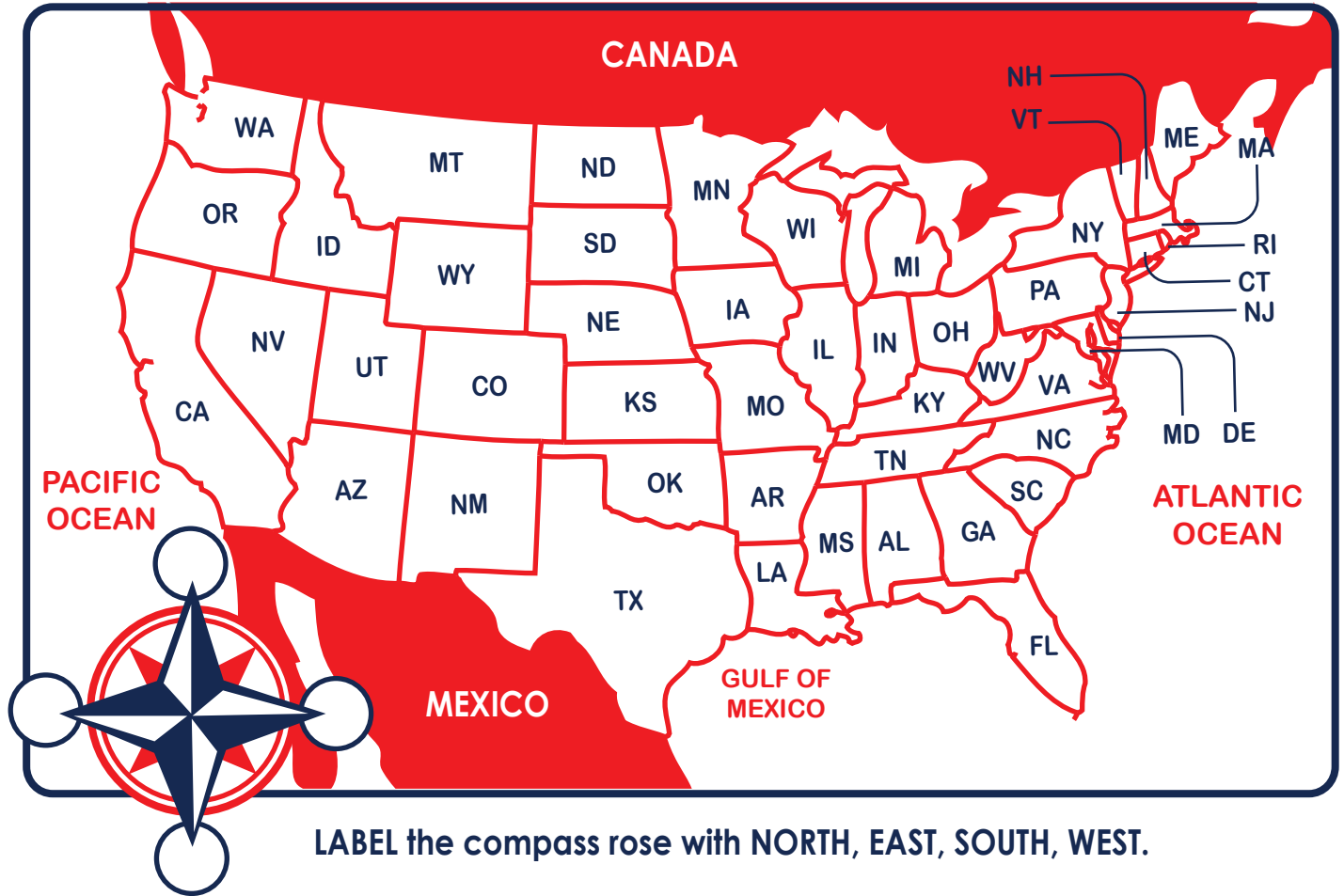
S is sometimes added to a verb when one person or thing is doing the action. If more than one person or thing is doing the action, no **s** added to the verb.

Examples: The kid throws the baseball.
The kids shook_hands.

Circle the correct word that completes the sentence.

- | | | |
|--|--------|--------|
| 1. The kids _____ into the dug out. | walks | walk |
| 2. The coach _____ us instructions. | gives | give |
| 3. Parents _____ in the bleachers. | sit | sits |
| 4. Julie _____ the baseball. | throws | throw |
| 5. My sister _____ to watch the game. | like | likes |
| 6. Popcorn _____ on the grass. | spill | spills |
| 7. Tim _____ the baseball. | hits | hit |
| 8. I _____ when Gina hits a homerun. | cheer | cheers |
| 9. We all _____ hands when the game is over. | shakes | shake |
| 10. My family _____ pizza with the team. | eat | eats |

STATE DIRECTIONS



1. What state are you living in? _____
2. What borders your state to the North?

3. What borders your state to the South?

4. What borders your state to the East?

5. What borders your state to the West?

6. From your state, what direction is the Pacific Ocean?

7. From your state, what direction is the Atlantic Ocean?

8. From your state, what direction is Mexico? _____
9. From your state, what direction is Canada? _____

Name _____

Date _____

Dance Party Choice Board


Directions: Choose a song and use one of the following to get your body moving!



Join the ballet: Dress up in your fanciest clothes and become a ballerina on the stage.




Robot dance: Turn into a mechanical robot and see who can do the most realistic robot moves!




Spotlight dance: Grab a flashlight and take turns dancing in the spotlight.



Dance like a superhero: What kind of superpowers do you have? Incorporate your superpower into your dancing.



Jump to the beat: Put on some upbeat music and see who can do the most jumping jacks (or jumps) for the duration of the song. The winner chooses the next move!




Scarf or ribbon dance: Grab some scarves, ribbons, or long pieces of fabric and dance to the music using your materials as a prop.



Animal dance: Turn on some lively instrumental music and turn into your favorite animal on the dance floor!



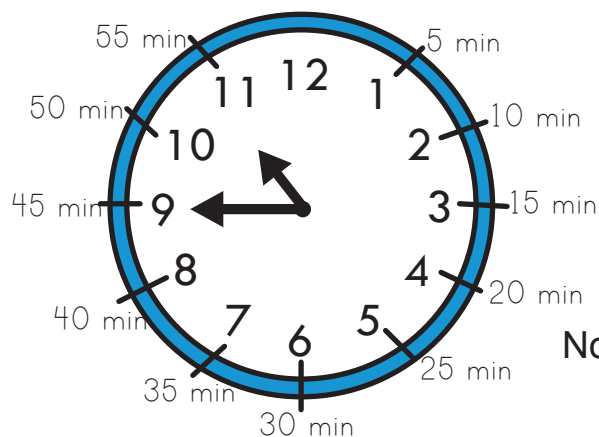
Slow motion dance: Dance as slowly as you can while still moving your body for the entire song.






Telling Time to the Quarter Hour


The hour hand on a clock counts the hours 1-12. The minute hand counts the minutes 1-60. Each number on the clock stands for 5 minutes. This means that the **3** on a clock stands for 15 minutes and the **9** on a clock stands for 45 minutes.





10:45


This clock shows that it is 10:45.
Now you practice telling time to the quarter hour!



































Valentine's Day Missing Letters

Fill the missing lowercase letters in these valentine hearts.



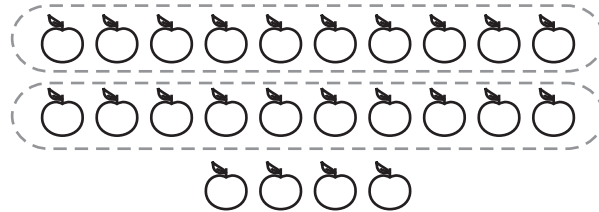
Parts of Speech

Read the sentence. What kind of word is underlined?
Color in the bubble next to the correct answer.

1. The teacher's shoes are red.
☐ noun ☐ adjective ☐ verb
2. I always walk to school.
☐ noun ☐ adjective ☐ verb
3. The cat sleeps all day.
☐ noun ☐ adjective ☐ verb
4. He had a green ball.
☐ noun ☐ adjective ☐ verb
5. Grandma baked cookies.
☐ noun ☐ adjective ☐ verb
6. The baby drank milk.
☐ noun ☐ adjective ☐ verb
7. Juan ate an apple.
☐ noun ☐ adjective ☐ verb
8. She looked for the yellow book.
☐ noun ☐ adjective ☐ verb

Counting: Tens and Ones

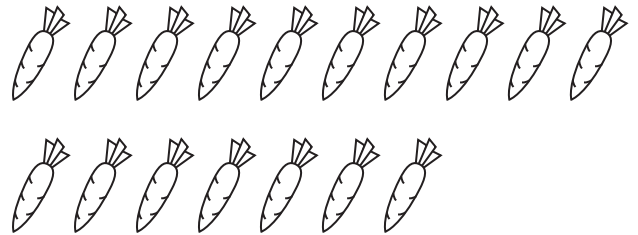
Circle each complete group of ten. Write how many tens, how many ones, and how many in all. For example:




2 tens + 4 ones = 24




_____ tens + _____ ones = _____




_____ tens + _____ ones = _____




_____ tens + _____ ones = _____



_____ tens + _____ ones = _____



_____ tens + _____ ones = _____



_____ tens + _____ ones = _____



Hindi Consonants

Hindi alphabets, also known as Aksharmala or Varnamala consists of 13 vowels and 36 consonants.

Trace and practice writing these consonants.

ka	kha	ga	gha	nga
क	ख	ग	घ	ङ
ch	chh	ja	jha	nja
च	छ	ज	झ	ञ
ta	th	da	dha	na
ट	ठ	ड	ढ	ण
ta	tha	da	dha	na
त	थ	द	ध	न
pa	pha	ba	bha	ma
प	फ	ब	भ	म
ya	ra	la	va	
य	र	ल	व	
sh	sh	sa	ha	
श	ष	स	ह	
ksh	tra	gya		
क्ष	त्र	ज्ञ		

Name _____

Date _____

mindfulness series

A HOME INSIDE

We all have our own home of feelings inside,
like a shell we can tuck into when needed.

**Move slowly like a turtle around the room.
After a moment, curl up into your shell.**

Pay attention to the thoughts and feelings you
experience in your shell.



1. What thoughts and feelings did you experience as you walked slowly?

.....

.....

.....

.....

.....

2. What new thoughts or feelings did you experience curled in your shell?

.....

.....

.....

.....

.....

3. Today we pretended to be a turtle to access our inner feelings.
What is another way to visit your home of feelings?

.....

.....

.....

.....

.....

Name _____

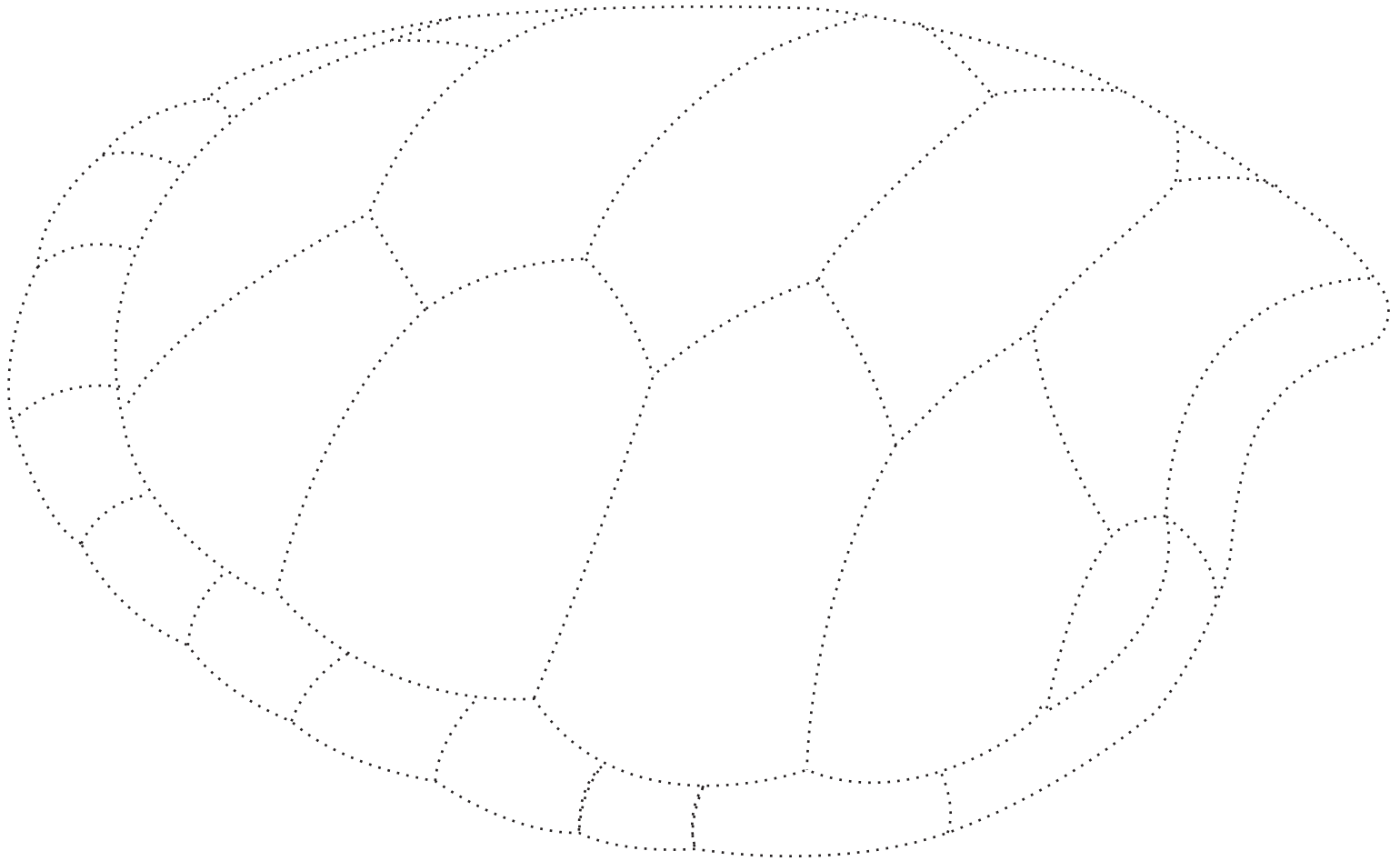
Date _____

mindfulness series

A HOME INSIDE

Below is the outline of a turtle shell.

Color in the turtle shell with a different color for each feeling. Be sure to color mindfully. Label each feeling in the color key below.



Color Key:

Color Feeling









Color Feeling










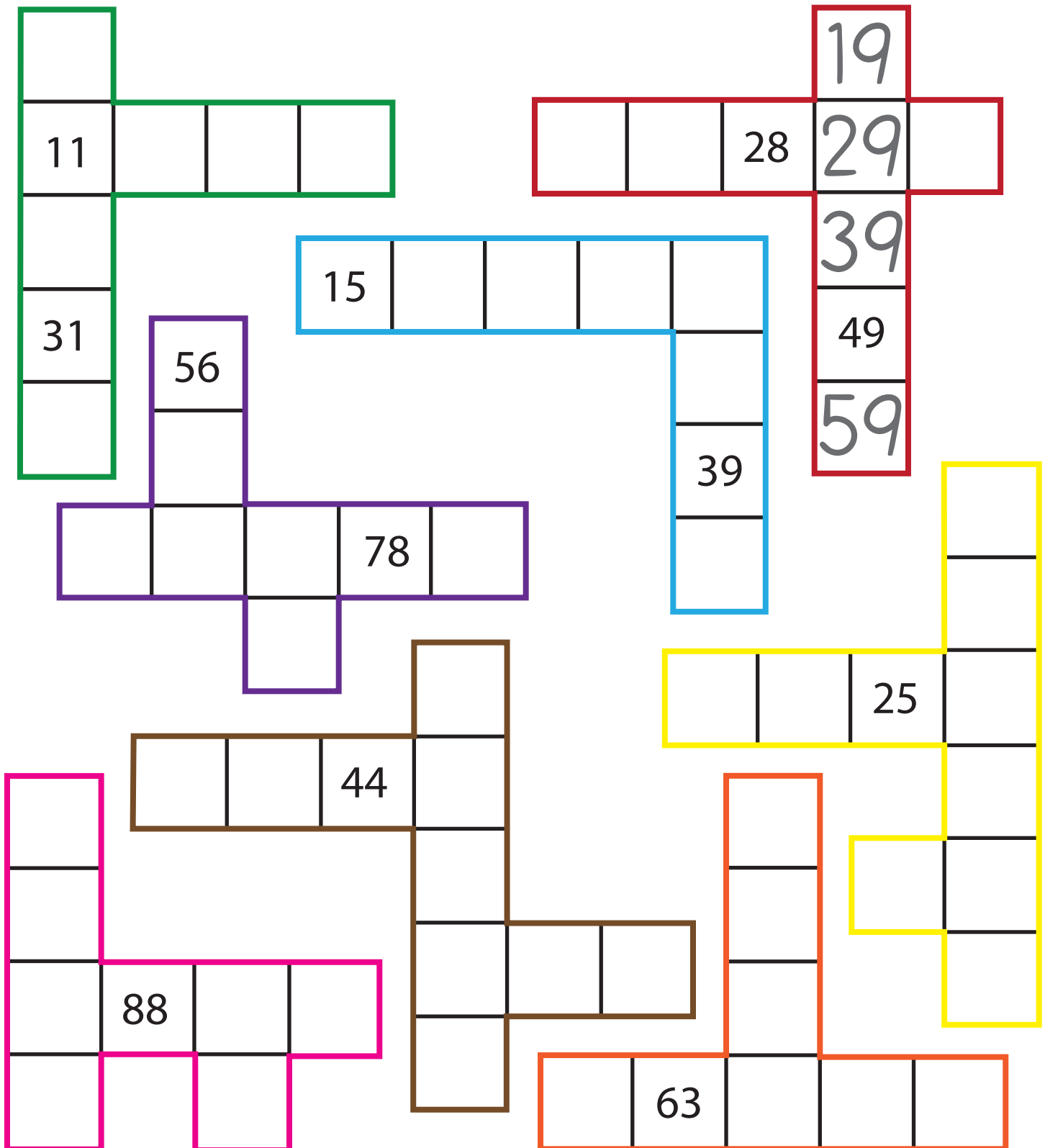
Money Cut Outs

Cut along the dotted line.



HUNDREDS OF PIECES!

Use your knowledge of the hundreds chart to fill in the empty boxes on the puzzle pieces below!



Reading a Map

A **map key** tells what the symbols on a map stand for. Use the map key to find the places below.

1. Draw a circle around each city.
2. Draw a circle around the baseball field.
3. Draw an X over the capital.
4. Color the parks green.
5. Color the university red.

Map Key



University



Baseball Field



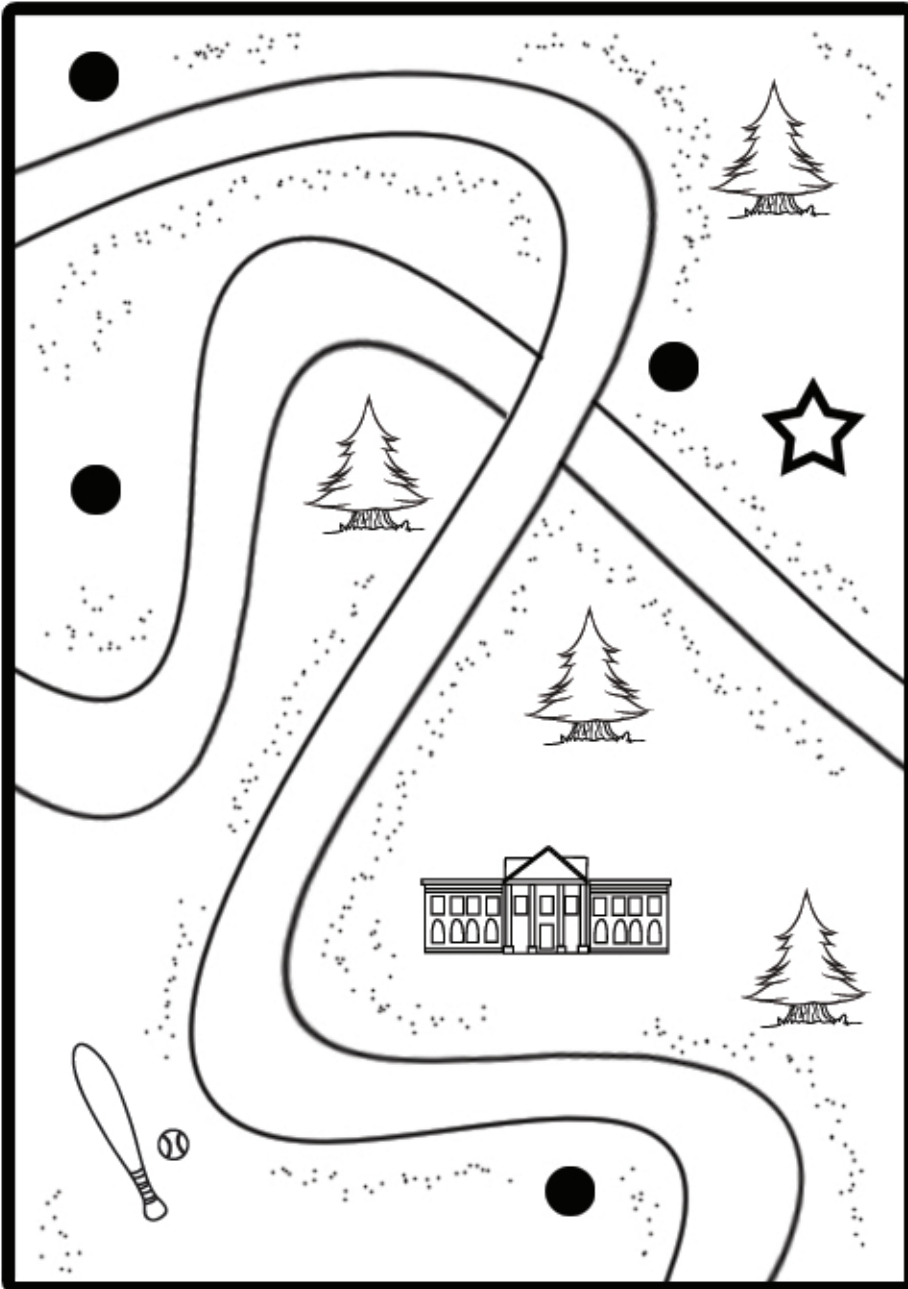
Park



Capital



City



Sight Words Spelling Quiz



Fill in the circle next to the correctly spelled word.

1. ☐ reale
☐ relle
☐ really

2. ☐ walck
☐ walk
☐ wak

3. ☐ they
☐ thay
☐ thae

4. ☐ wus
☐ was
☐ wuz

5. ☐ there
☐ thr
☐ thir

6. ☐ lik
☐ liek
☐ like

7. ☐ come
☐ cume
☐ com

8. ☐ get
☐ jit
☐ git

9. ☐ hafe
☐ hav
☐ have

10. ☐ som
☐ sume
☐ some

11. ☐ will
☐ wil
☐ wilh

12. ☐ tat
☐ that
☐ tha

13. ☐ said
☐ sede
☐ sed

14. ☐ with
☐ wif
☐ weth

15. ☐ my
☐ mie
☐ mi

16. ☐ ar
☐ are
☐ ary

17. ☐ again
☐ agin
☐ agane

18. ☐ duz
☐ dox
☐ does

19. ☐ wunt
☐ want
☐ whant

20. ☐ furst
☐ frst
☐ first

Name _____

Date _____

Hundreds Chart



1	2	3	4	5	6	7	8	9	10
11	12	13	14	15	16	17	18	19	20
21	22	23	24	25	26	27	28	29	30
31	32	33	34	35	36	37	38	39	40
41	42	43	44	45	46	47	48	49	50
51	52	53	54	55	56	57	58	59	60
61	62	63	64	65	66	67	68	69	70
71	72	73	74	75	76	77	78	79	80
81	82	83	84	85	86	87	88	89	90
91	92	93	94	95	96	97	98	99	100

What patterns do you see? _____

Name: _____

Date: _____

Monday

Tuesday

Spelling: Days of the Week

Wednesday
Thursday
Friday

Practice writing the word.

Monday

Thursday

Rewrite the word in a sentence

Friday: The last weekday is _____.

Saturday: I'll play with my friends on _____.

Word Search

Find and circle the words: Tuesday, Wednesday, and Sunday among the letter below. Some words may be written diagonally!

W	X	E	W	Q	O	I	H	L
C	T	S	E	W	R	T	K	Y
X	U	J	U	G	E	W	Z	B
Y	E	U	B	N	A	Q	Y	P
P	S	Z	R	Y	D	H	U	L
O	D	X	E	E	G	A	J	M
O	A	W	D	Z	H	N	Y	Y
E	Y	Y	Q	B	T	M	D	W
W	E	D	N	E	S	D	A	Y



COLOR BY SUM

Add. Then color all the sums using the color key below.

1 = Green


2 = Red


3 = Blue

4 = Yellow

5 = Orange

UNDER THE WAVES





Money Practice

Count the coins. Fill in the circle next to the correct answer.



- ☐ 26¢
- ☐ 93¢
- ☐ 62¢



- ☐ 38¢
- ☐ 12¢
- ☐ 63¢



- ☐ 93¢
- ☐ 88¢
- ☐ 76¢



- ☐ 41¢
- ☐ 67¢
- ☐ 83¢



- ☐ 8¢
- ☐ 13¢
- ☐ 18¢



- ☐ 29¢
- ☐ 24¢
- ☐ 21¢



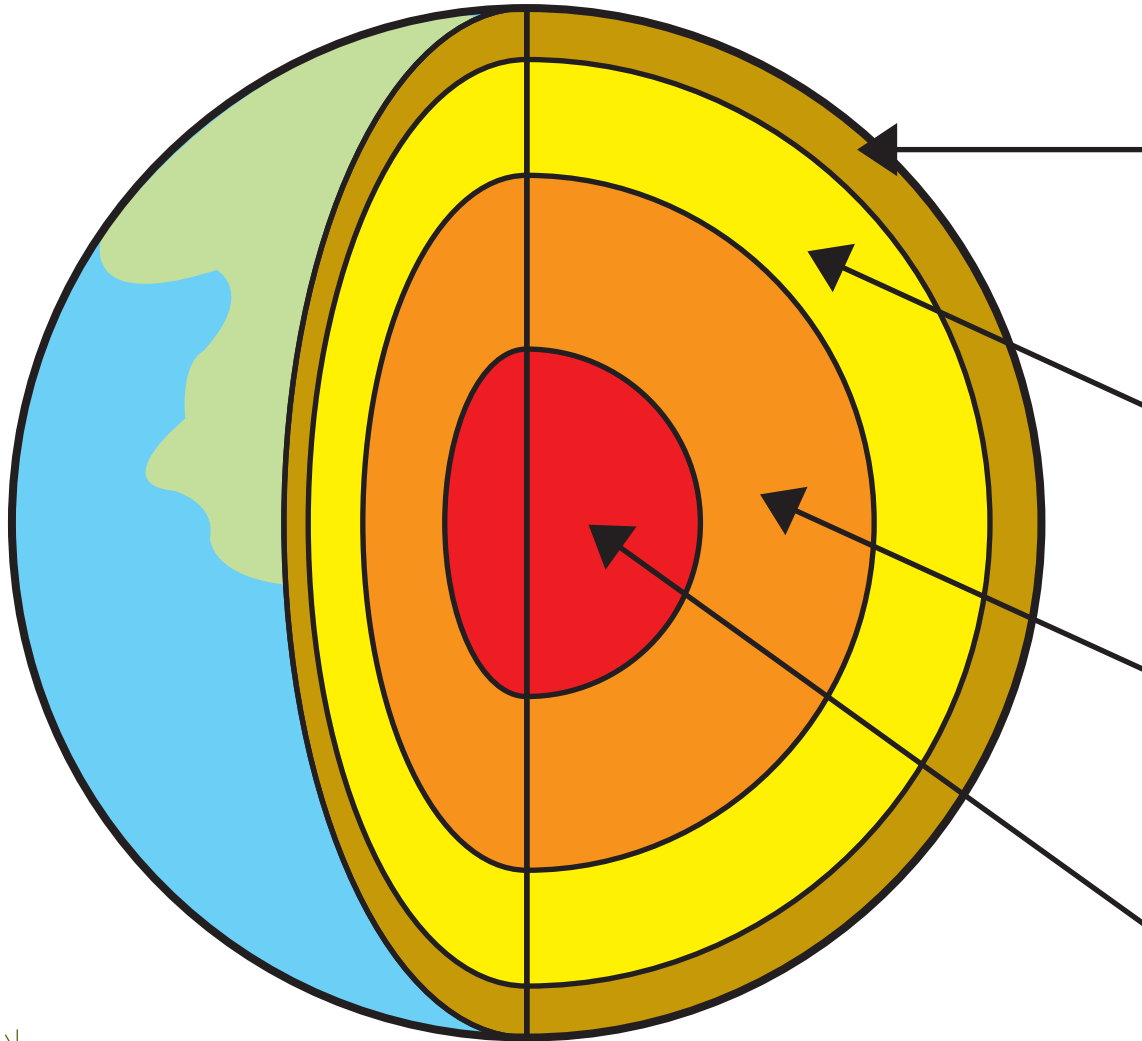
- ☐ 92¢
- ☐ 82¢
- ☐ 72¢



- ☐ 71¢
- ☐ 28¢
- ☐ 31¢

SCIENCE TIME : EARTH

Our planet Earth is made up of four major layers. The thin, outermost layer where we live is called the **CRUST**. Beneath the crust is a rocky shell called the **MANTLE**. The next layer down is the **OUTER CORE**, which is liquid. Below the outer core is the **INNER CORE**. The inner core is solid. Label each layer of the Earth below using what you've learned.

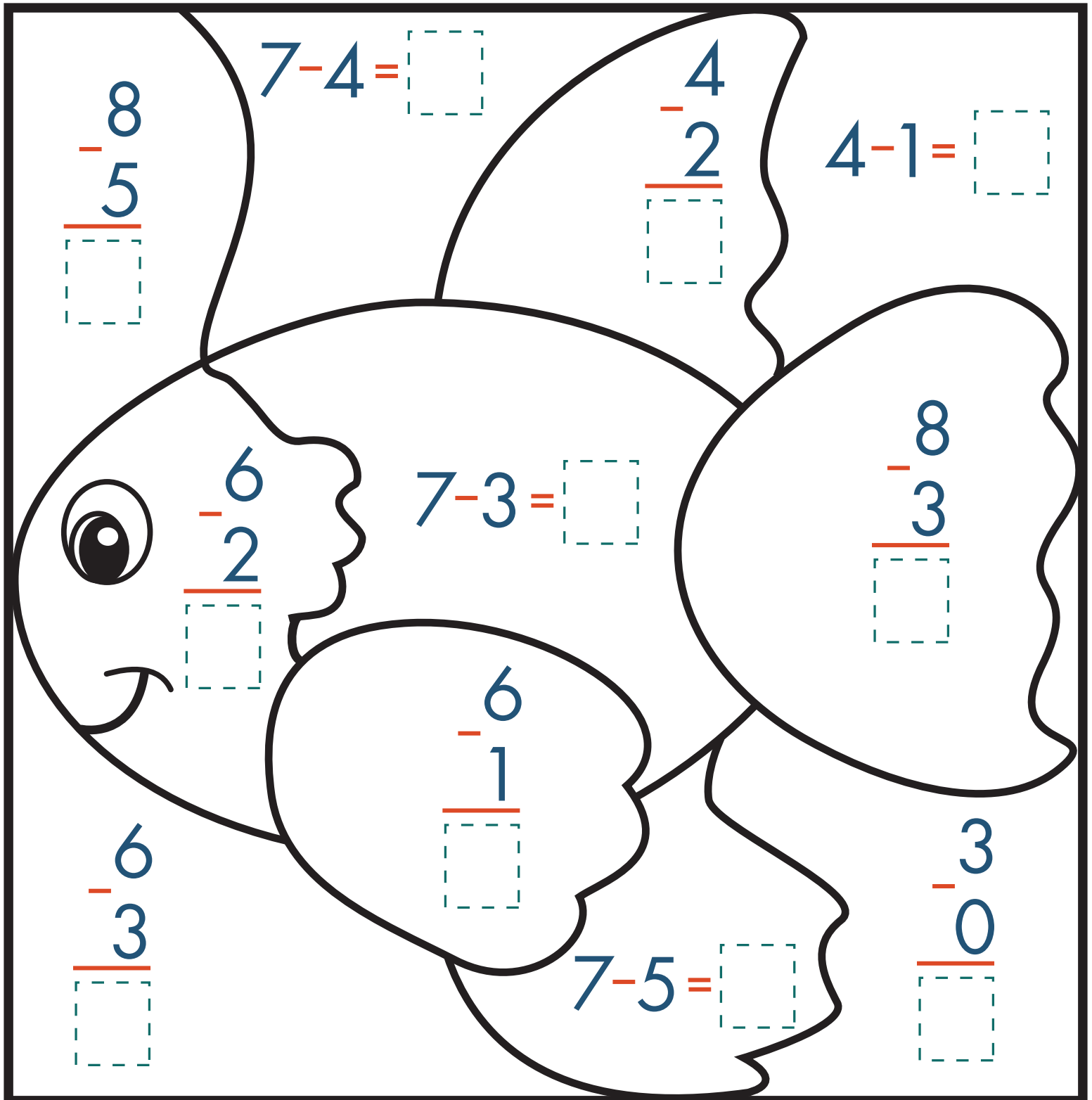


Words That Start With “sh”

“Sh” is a digraph, which means that it is a two-letter combination that makes one phoneme sound. Neither letter can act alone to represent the sound.

she	shed	shin	ship	shoe
shop	shot	show	shun	shut
sham	shack	shaft	shake	shame
shape	share	shark	sharp	shave
sheep	shell	shelf	shift	shine
shirt	shock	shoot	shore	short
shout	shove	shadow	shaggy	shield
shiver	shovel	shower	shovel	shrimp
shrink	shallow	shelter	sheriff	shrivel
shuttle	shale	shambles	shamrock	shepherd

- Can you see what's in this picture?
- Let's add some color by completing the subtractions.
- If the answer is 2 color the space **orange**, 3 color it **blue**, 4 color it **green**, and if it is 5 color it **yellow**.



Name: _____

Date: _____

Practice Test: Synonyms and Antonyms

Directions: Say the words at the beginning of each row.
Circle the word that has the **same** meaning.

1. make	jump	loud	build	nail
2. big	little	pickle	elephant	large
3. yell	shout	tell	brother	whisper
4. car	bike	auto	truck	bear
5. over	right	under	above	see

Directions: Say the words at the beginning of each row.
Circle the word that has the **opposite** meaning.

1. up	little	down	over	ugly
2. small	huge	boy	tiny	rock
3. long	short	big	under	left
4. morning	day	evening	star	girl
5. hot	up	warm	mug	cold

Name _____ Date _____

學習中文 *beginner*

LEARNING CHINESE

NUMBERS 1-10

Practice writing numbers 1 to 10 using the correct stroke order.



1	2	3	4	5	6	7	8	9	10
yī	èr	sān	sì	wu	liù	qī	bā	jiu	shí
一	二	三	四	五	六	七	八	九	十
→ 一	→ 二	→ 三	↓ 四	→ 五	↓ 六	→ 七	↘ 八	↘ 九	→ 十
一	→ 二	→ 三	↘ 四	五	↘ 六	↘ 七	↘ 八	↘ 九	↓ 十
一	二	→ 三	↘ 四	↘ 五	↘ 六	七	八	九	十
一	二	三	↘ 四	↘ 五	↘ 六	七	八	九	十
一	二	三	↘ 四	五	六	七	八	九	十
一	二	三	四	五	六	七	八	九	十
一	二	三	四	五	六	七	八	九	十
一	二	三	四	五	六	七	八	九	十

Use the template below to practice writing numbers 1 to 10, following the stroke order on the previous page. (**tip:** practice saying the numbers out loud as you write!)

CALM DOWN CARDS

directions: These self-regulation cards can support your child in learning how to deal with big feelings.

1. Teach your child how to participate in each calming strategy (use the blank cards to create your own).
2. Model how to use calming strategies when you are upset to support your child.
3. Place the cards in a basket or jar where your child can easily access them.
Prompt your child to choose a strategy when they are dealing with big feelings.



**I can take
deep breaths.**

**I can use
a weighted
blanket.**



**I can use a
calming jar.**



I can swing.



**I can listen
to music.**

**I can ask to
be alone.**



BLANK CARDS

directions: Design your own calm down cards using the template below.



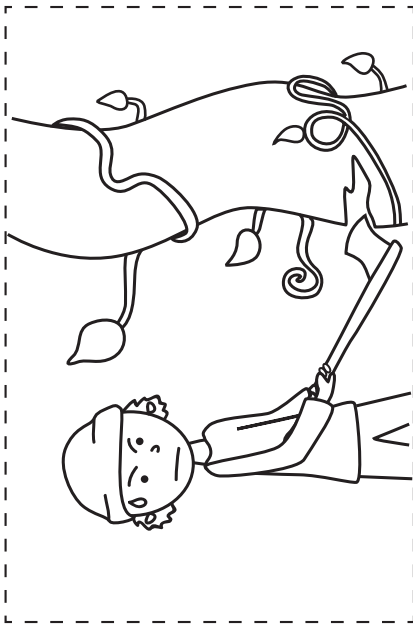


Jack and the Beanstalk

Sequencing Events




Oh no! This story is mixed up.
Cut the pictures out and arrange them in the
correct order.


You can add life to the pictures by coloring them
or telling your own version of Jack and the Beanstalk.



Ocean Math Adventure

Help the divers find the ocean treasure!





Ocean Math Adventure

Help the divers find the ocean treasure!

You Will Need:

- Card Stock (or any thick paper)
- Scissors
- Tape or Glue

Directions:

Cut out the game pieces below.

Have an adult help assemble the die.

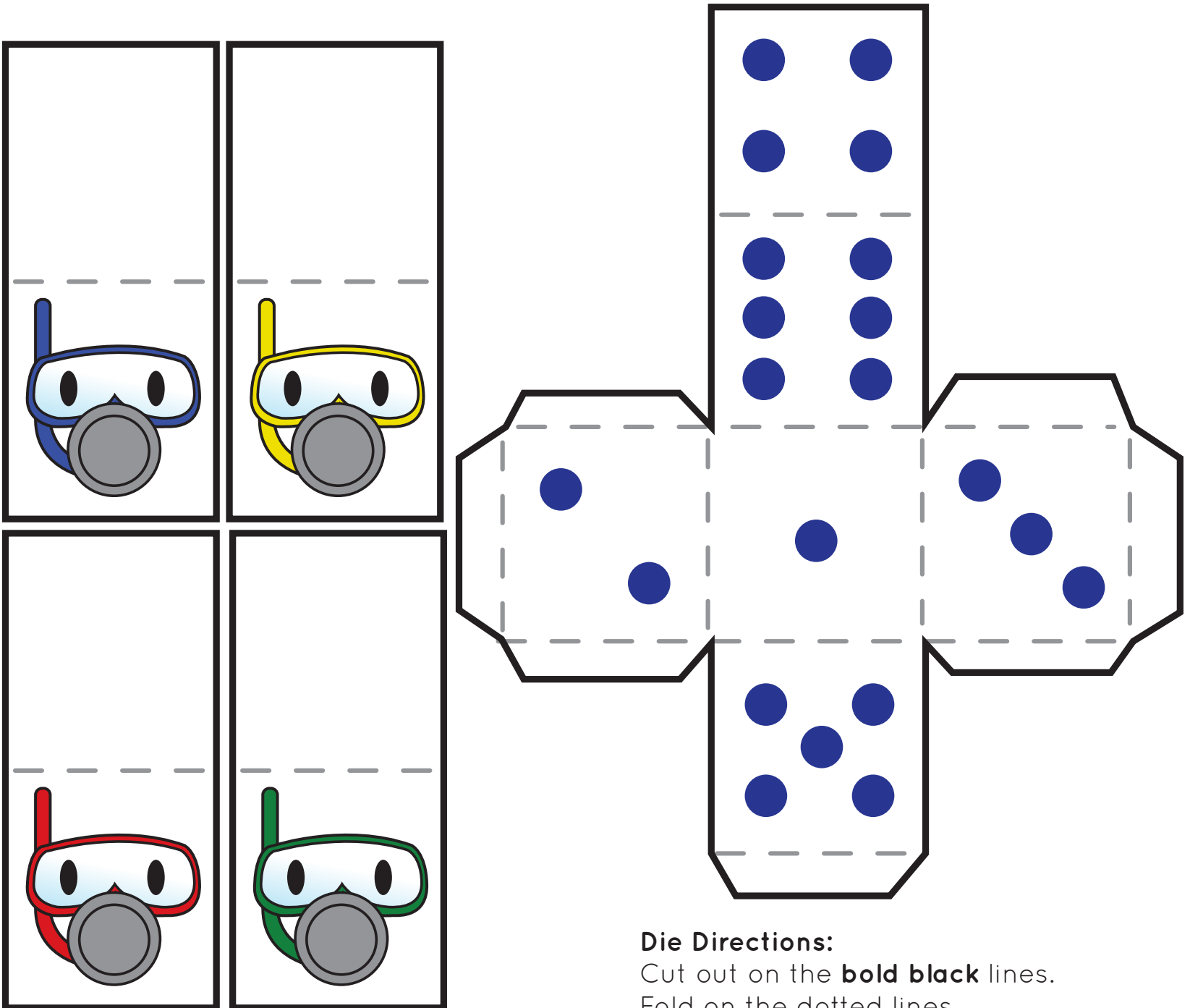
Fold the player pieces on the dotted lines.

Tape or glue the game boards together.

How to Play:

The youngest child goes first. Roll the die. Is the number even or odd? If you are correct, move as many spaces as the number on the die. If you are wrong, you lose your turn.

The first one to reach the treasure wins!

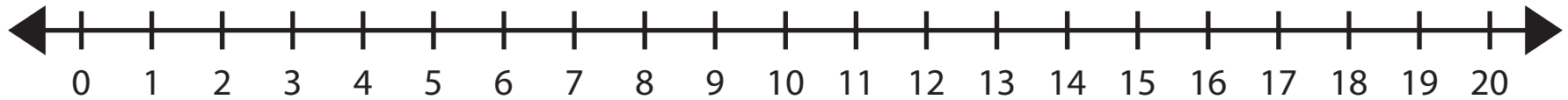
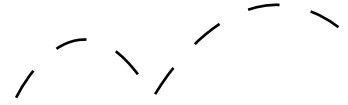
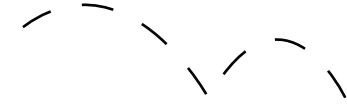
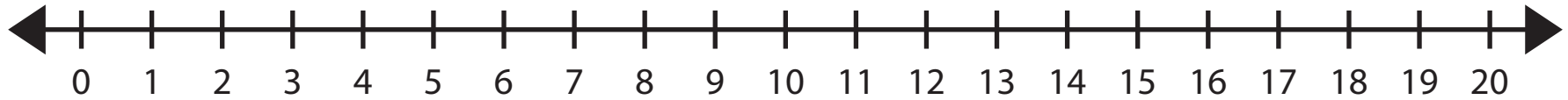
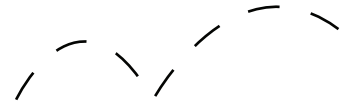
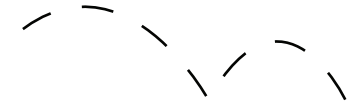


Die Directions:

Cut out on the **bold black** lines.

Fold on the dotted lines.

Glue or tape the tabs.



Numbers: Expanded Form

Write the **expanded form** of the numbers below.

$$23 = \underline{20} + \underline{3}$$

$$55 = \underline{\quad} + \underline{\quad}$$

$$17 = \underline{\quad} + \underline{\quad}$$

$$89 = \underline{\quad} + \underline{\quad}$$

$$96 = \underline{\quad} + \underline{\quad}$$

$$42 = \underline{\quad} + \underline{\quad}$$

$$74 = \underline{\quad} + \underline{\quad}$$

$$68 = \underline{\quad} + \underline{\quad}$$

$$31 = \underline{\quad} + \underline{\quad}$$

$$26 = \underline{\quad} + \underline{\quad}$$

Fill in the numbers to complete each addition sentence.

$$\underline{\quad} = 10 + 2$$

$$\underline{\quad} = 20 + 4$$

$$\underline{\quad} = 40 + 8$$

$$\underline{\quad} = 70 + 3$$

$$\underline{\quad} = 90 + 1$$

$$\underline{\quad} = 30 + 7$$

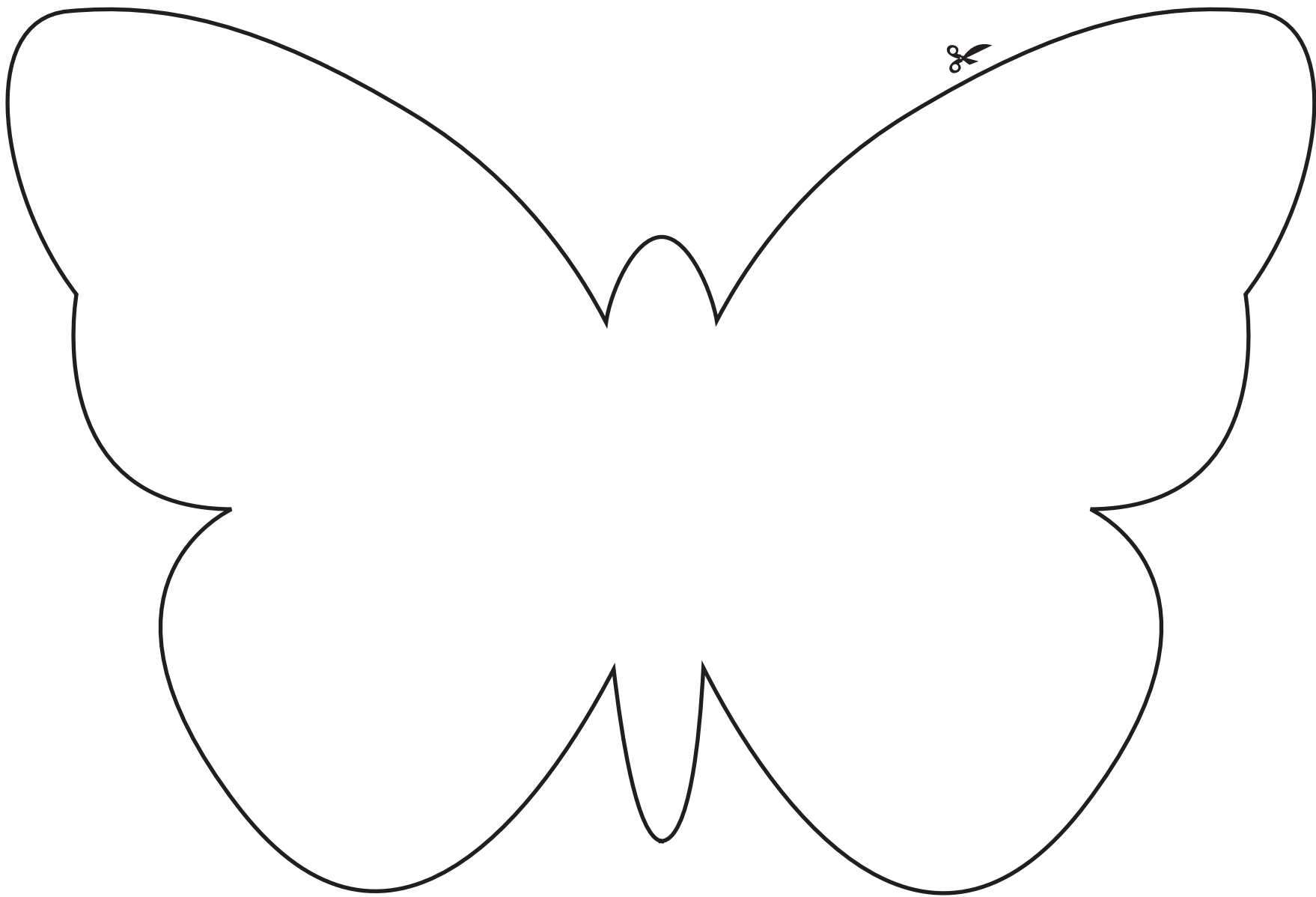
$$\underline{\quad} = 50 + 6$$

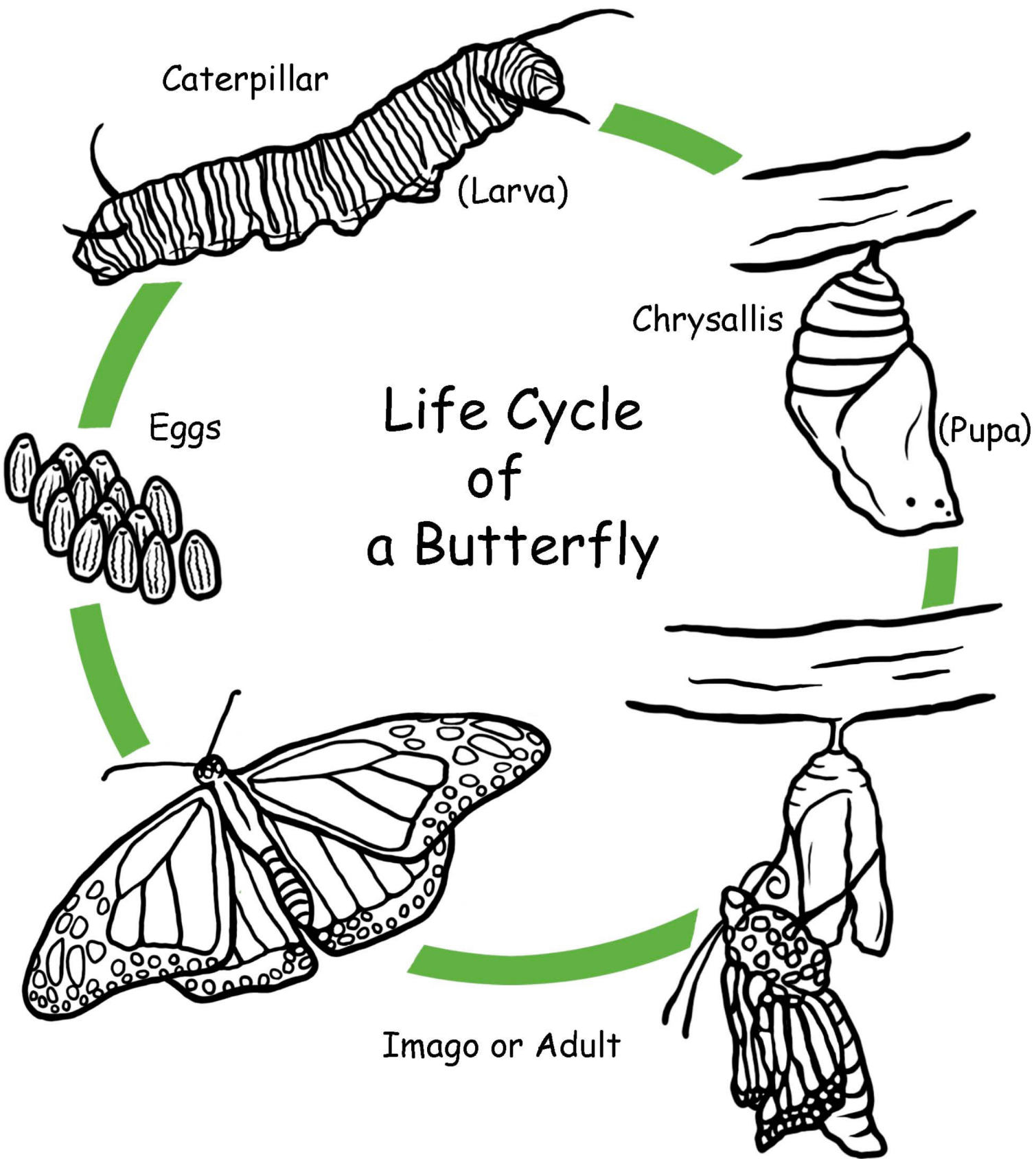
$$\underline{\quad} = 60 + 9$$

Name _____

Date _____

Butterfly Cutout Template



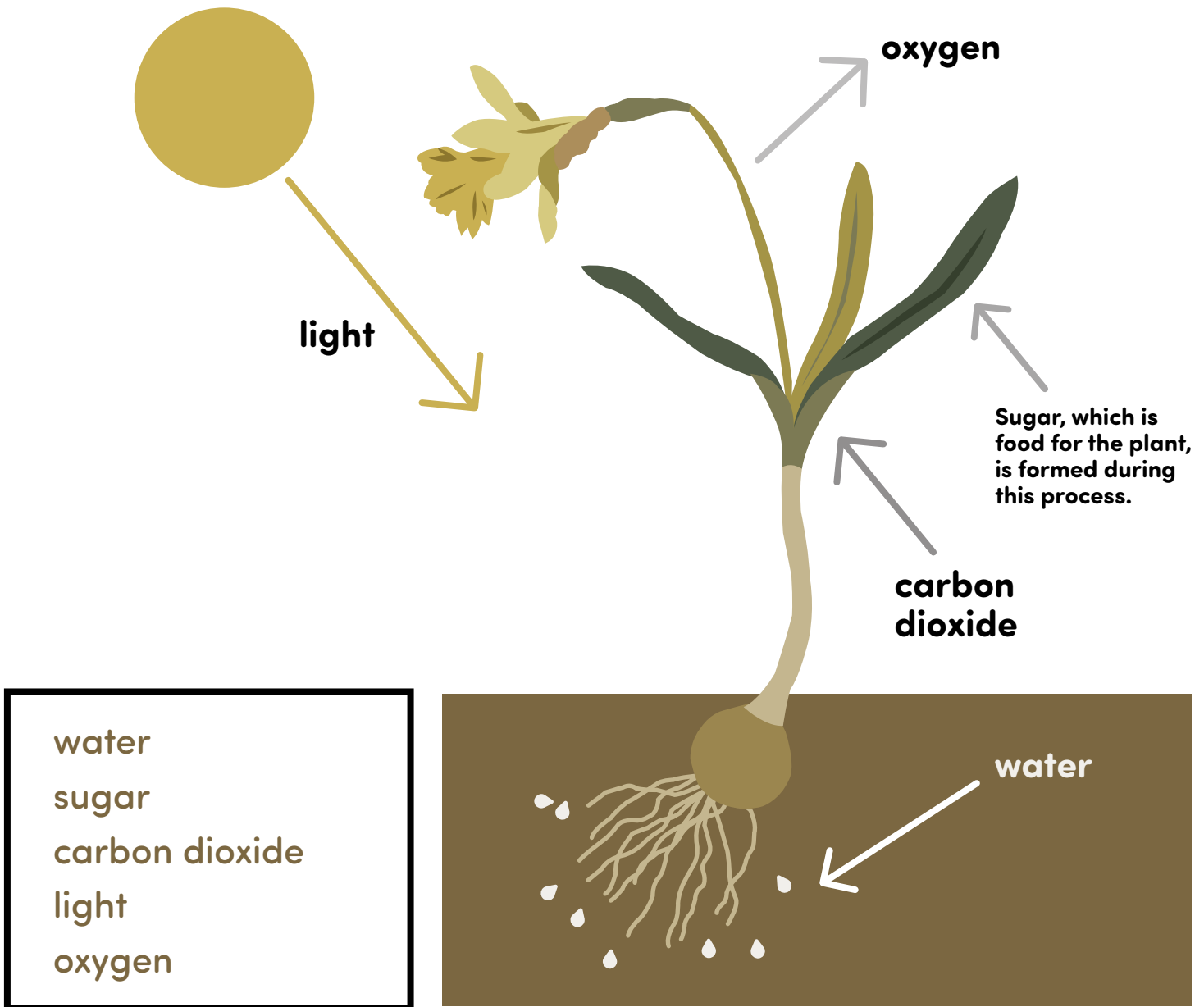


Name: _____

Date: _____

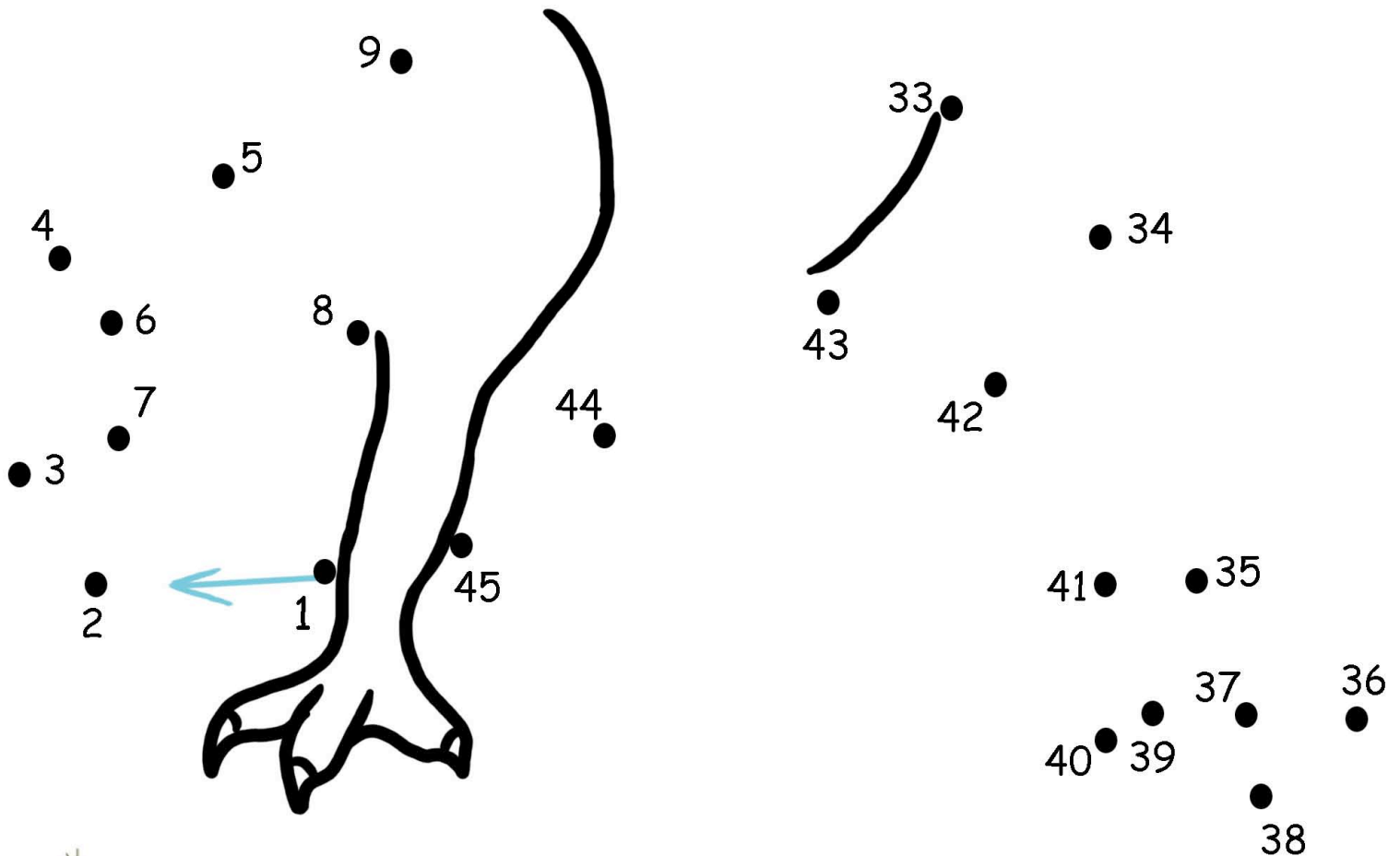
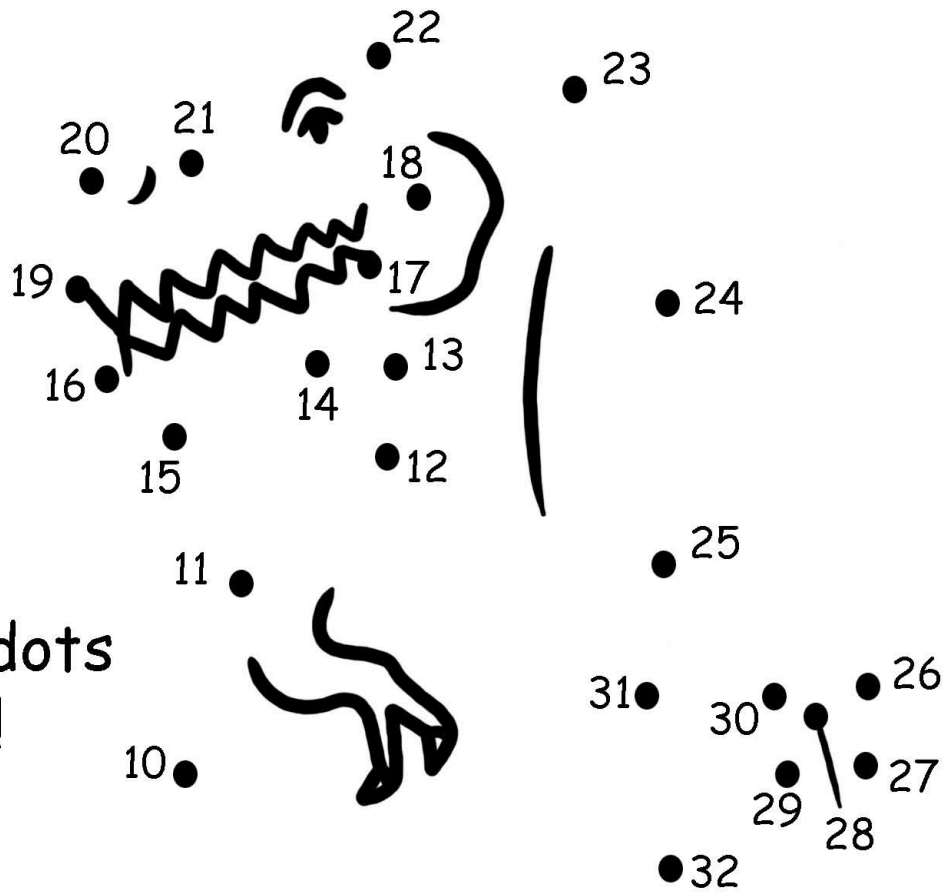
What is Photosynthesis?

Look at the picture and fill in the blanks using the words below.



Photosynthesis is a process where plants use _____ from the sun to convert _____ from the air and _____ from the soil into to feed the plant _____ and _____ is given out in the air.

Connect the dots
and Color!
T-rex



Photosynthesis

(Pho•to•syn•the•sis)

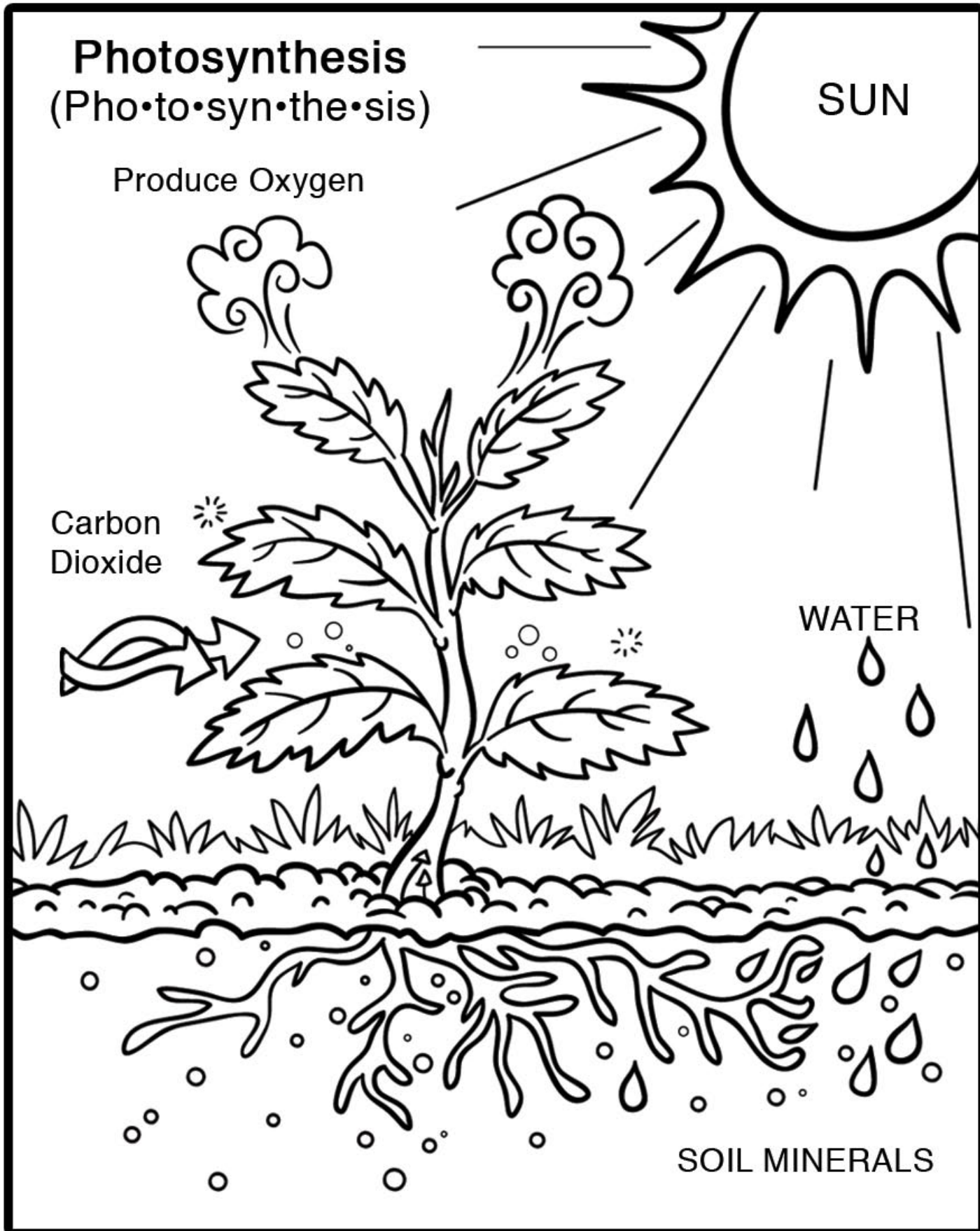
Produce Oxygen

SUN

Carbon
Dioxide

WATER

SOIL MINERALS




Name _____ Date _____

Nurse Paper Doll

Cut along the dotted lines and follow the prompts to create your very own nurse paper doll. Then go to page two where your doll has the chance to interview you!



Tip: For a sturdy doll, print on cover or index weight paper.
(You might need an adult to help cut these out!)



Name _____ Date _____

Time for an Interview!

Your newly assembled nurse bear wants to interview you!
Sit down and answer their questions.

My nurse bear's name is:

a. Nurse Bear: Thank you for assembling me! How old are you?

You: _____

b. Nurse Bear: How are you feeling today?

You: _____

c. Nurse Bear: What is something you do to feel healthy?

You: _____

d. Nurse Bear: What is something that comforts you when you don't feel well?

You: _____

e. Nurse Bear: What do you do to comfort a loved one when they don't feel well?

You: _____

f. Nurse Bear: In the space below, draw a picture of us doing something healthy together:



Number Practice

Trace the name of each number, then write it two times

11

eleven eleven eleven

12

twelve

13

thirteen

14

fourteen

15

fifteen

16

sixteen

17

seventeen

18

eighteen

19


nineteen

20

twenty

The Five "W's"

Read the following paragraph to answer the questions below.



Jody is a young woman who absolutely adores dogs. She owns a papillion named Louie, a chihuahua named Isabella, and a Siberian husky named Koda. Every weekend she takes her dogs to the dog park where they love to run, play catch, and meet other dogs.

When Jody took her pets to the park last Saturday, she almost lost poor little Louie. She was playing catch with Koda when she lost sight of Louie. In a panic, she started shouting his name and asked other dog owners if they saw her little Papillion. After 30 minutes of searching and with the help of one dog owner, she finally found him at the entrance of the dog park near a small store that sells Louie's favorite treats. Jody was delighted when she found Louie and bought all three of her dogs their favorite treats.

1. WHO is the woman in the story? _____

2. WHAT three activities do the dogs love to do? _____


3. WHEN does this story take place? _____

4. WHERE does this story take place? _____

5. WHY is Jody in a panic? _____

Farmers Market

Help the farmer record how many vegetables he grew in the table below. First count how many of each type of vegetable he has and mark it in the table. Then write it in number form. Finally, answer the questions.



Type of vegetable	Tally marks	Number
 Cabbage		
 Tomato		
 Bell pepper		
 Onion		

1. What vegetable does the farmer have the fewest of?

2. What vegetables does he have the most of?

3. How many vegetables does the farmer have in total?

Answer the following questions using the calendar below.

1. What day on the calendar is July 27?

2. How many Tuesdays are there in July?

3. Independence Day is on the fourth day of July.
Write the date.

5. Choose a date in July and write it in 2 different ways.

JULY 2012

S M T W T F S

1	2	3	4	5	6	7
8	9	10	11	12	13	14
15	16	17	18	19	20	21
22	23	24	25	26	27	28
29	30	31				

4. Ted's birthday is exactly 2 weeks from Independence Day. Write the date.

Reading a Map

Study the map and use it to answer the questions below.



1. What is the title of this map?

2. From the post office, is the lake north or south?

3. If you are at the library, which direction do you go to the town neighborhood?


4. What is west of Little Town Neighborhood?

5. What building is east of the hospital?


Where are the Pets?

Can you fill in the blank to correctly describe where the pets are?


Choose from: **On Top of**, **Above**, **Inside**, **Next to**, and **Behind**




The cat is sitting
_____ the table.



The bird is flying
_____ the tree.




The goldfish is _____
the fishtank.



The dog is standing
_____ the boy.



The mouse is hiding
_____ the teapot.



The parrot is perched
_____ the birdcage.

Name: _____

What is an **Adjective**?

Adjectives are words that tell what something looks like, smells like, tastes like, feels like, or sounds like. They are **describing words**.

Look at the word sort below and circle all of the words that could describe something.

big purple playground **fluffy** loud
tree red mouse kite
silly hat dry fast old
boy yummy grass car wagon
grumpy balloon bed cold little
sandwich book hairy glue
sun sharp mean sad crunchy
bike dog snake hot
sticky stinky rough school
cat tired house slimy quiet

Voici la famille

Here's the family



la grand-mère
lah groh-mair
grandmother




le bébé
leh beh-beh
baby



le grand-père
leh groh-pair
grandfather



la mère
lah mair
mother




les parents
lay pah-roh
parents



le père
leh pair
father



le frère
leh frair
brother



animaux domestiques
ah-ni-mah doh-meh-steek
pet



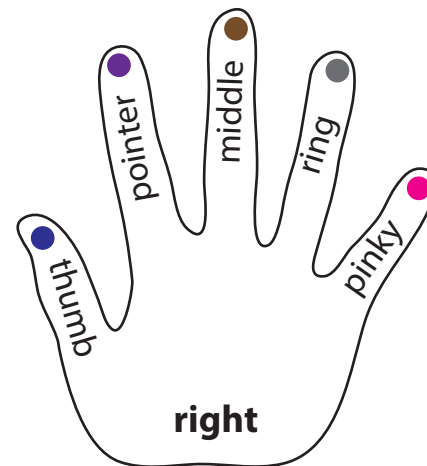
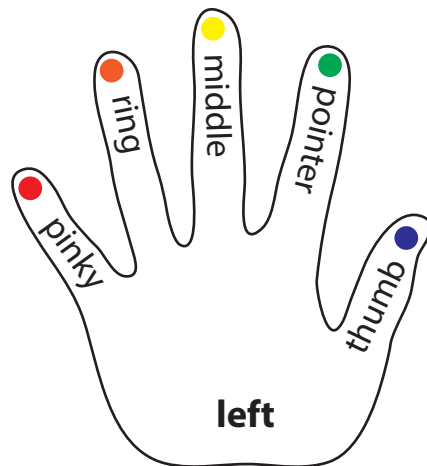

la sœur
lah sir
sister

Where Do My Fingers Go?

Name: _____

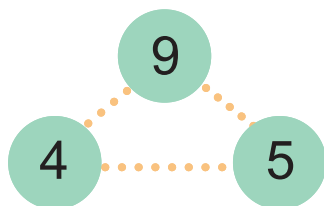
Date: _____

Find the home row with the home keys: A, S, D, F and J, K, L, ;. Use the color code on each finger below to color the home keys so that they match with correct finger placement. For example, color the "A" red because the pinky finger on the left hand has a red circle.

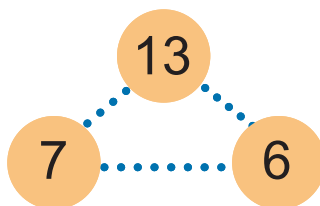


FACT FAMILIES

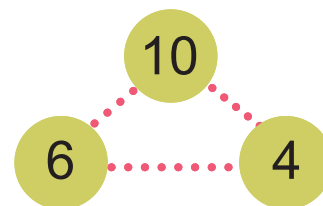
Each rectangle contains the numbers in a **fact family**.
Add or subtract using the three numbers.



	+		=	
	+		=	
	-		=	
	-		=	



_____	+	_____	=	_____
_____	+	_____	=	_____
_____	-	_____	=	_____
_____	-	_____	=	_____

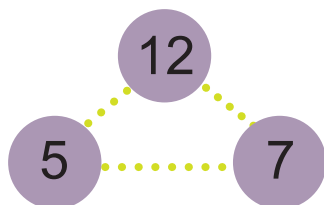


_____ + _____ = _____

_____ + _____ = _____

_____ - _____ = _____

_____ - _____ = _____

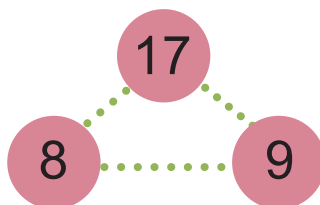


_____ + _____ = _____

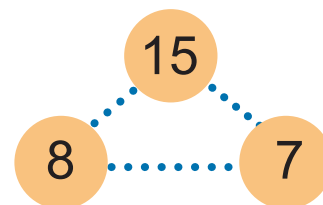
_____ + _____ = _____

_____ - _____ = _____

_____ - _____ = _____



_____	+	_____	=	_____
_____	+	_____	=	_____
_____	-	_____	=	_____
_____	-	_____	=	_____

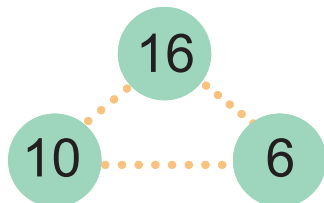


_____ + _____ = _____

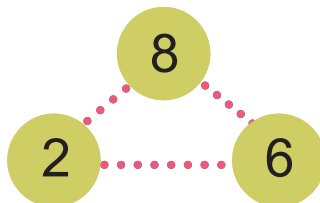
_____ + _____ = _____

_____ - _____ = _____

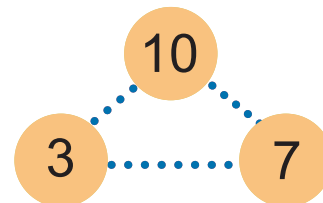
_____ - _____ = _____



_____	+	_____	=	_____
_____	+	_____	=	_____
_____	-	_____	=	_____
_____	-	_____	=	_____



_____	+	_____	=	_____
_____	+	_____	=	_____
_____	-	_____	=	_____
_____	-	_____	=	_____



	+		=	
	+		=	
	-		=	
	-		=	


Plant Life Cycle

Place the plant life cycle in order from beginning to end.


Sprouting Seed



Plant with buds



Plant with flowers



Seed



Name: _____

Date: _____


Map That Story!



Let's think about the story you just read! Fill out each part of the map below.

Name of book: _____

Who are the Characters
in the Book? Draw and
label three of them.



Character's name: _____

What happens at the beginning?	What happens in the middle?	What happens at the end?
_____	_____	_____
_____	_____	_____
_____	_____	_____
_____	_____	_____

Draw your favorite part of the book.

Capitalization

Carol and her cat need help with capital letters. Help them make each sentence correct by circling the letters that need to be capitalized.

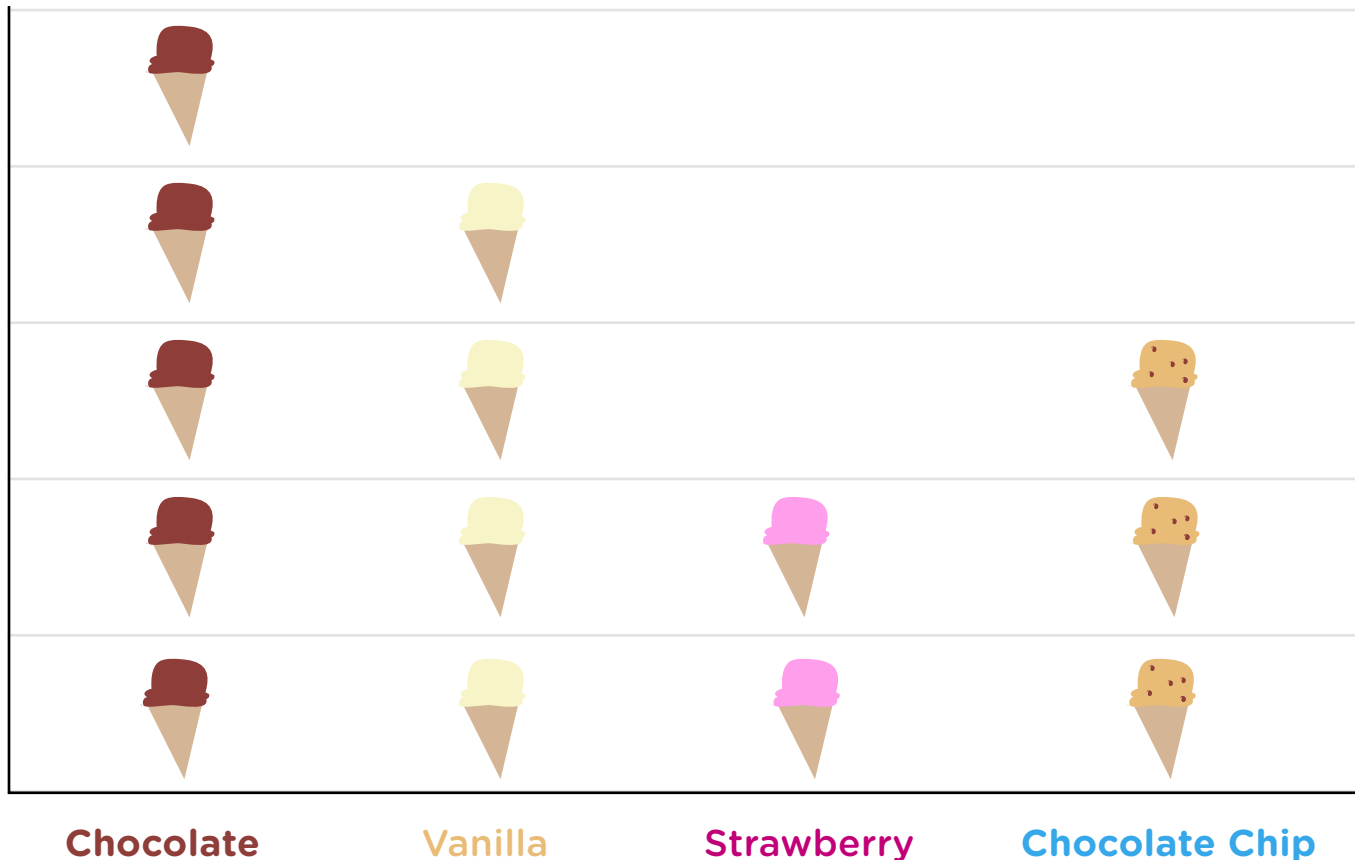


1. david ate lunch with me.
2. Amy and i are going to the movies.
3. My dog's name is comet.
4. samantha does gymnastics with jack.
5. We are going to hawaii for vacation.
6. Tomorrow i am having a party.
7. where is the bathroom?
8. my birthday is in december.
9. brian and justin are brothers.
10. We're going to new york in june.



Picture Graphs: Favorite Ice Cream

Read the picture graph to find out how many people like different kinds of ice cream!



1. How many people like **chocolate** ice cream? _____
2. How many people like **strawberry** ice cream? _____
3. How many people like **vanilla** ice cream? _____
4. How many people like **chocolate chip** ice cream? _____
5. What is the least popular ice cream? _____
5. What is the most popular ice cream? _____