

Dynamite Descriptions

2nd
GRADE

wise

joyful

artistic

Table of Contents

Dynamite Descriptions

Sensory Words
Adding Adjectives: Taste
Adding Adjectives: Touch
Adding Adjectives: Sight
Adding Adjectives: Sound
Adding Adjectives: Smell
Fun Adjectives
Adjectives Maze
Home Run Adjectives
Friendly Adjectives
Complimentary Adjective Jumble
Adjectives Word Search
Adjectives All About Me
Adjective Acrostics
Sentence Dress-Up
Adding Details With Adjectives
Adjective Crossword Puzzle
Adjective Word Scramble
Silly Story
Hyperbole 101
Captain Hyperbole
Your Exciting Time

Certificate of Completion

Want more workbooks? Join Education.com Plus to save time and money.
<http://www.education.com/education-plus/>

Sensory Words

Good writers use sensory words, which describe something according to one or more of the five senses—how something tastes, smells, feels, sounds, or looks.

DIRECTIONS:

Sort each sensory word according to the sense to which it relates and write it on the correct list.

bitter bright cloudy fishy flowery hard loud

glowing pretty quiet rotten salty

silent slimy smooth soft sour stinky sweet



Taste



Touch



Sight



Sound



Smell


Adding Adjectives: Taste

DIRECTIONS:

Choose adjectives from the box to complete the sentences. Then describe the items at the bottom of the page using adjectives.

EXAMPLE:

My aunt made a yummy cake.



bitter cold creamy crispy greasy hot juicy
rotten salty sour spicy sweet tasty warm

1. The lion ate some _____ meat.
2. The butter was _____.
3. The _____ milk made Sam choke.
4. I had a _____ sandwich for lunch.
5. The insects liked to eat the _____ vegetables.
6. The cook made a _____ dish for the king.
7. We never have _____ fruit for dinner.
8. I finished my _____ popcorn and then drank a _____ drink.
9. Our tacos were _____ and _____.
10. Leah didn't like the _____ pie because it was _____.

Write an adjective to describe each noun.

11. _____ apple
12. _____ chocolate
13. _____ eggs
14. _____ pizza
15. _____ cheese
16. _____ soda

Adding Adjectives: Touch

DIRECTIONS:

Choose an adjective from the box to complete each sentence.

EXAMPLE:

We went into the cool room.



bumpy cold dry fuzzy hard hot silky slimy
smooth soft squishy sticky warm wet

1. Todd fell into the _____ mud.
2. The sidewalk is _____ in the summer.
3. Katie will wear her _____ dress to the party.
4. My dog's nose is _____.
5. The _____ kittens played with the toy.
6. Her hands were _____.
7. The _____ bear climbed a tree.
8. After it rains, I like to play in the _____ and _____ garden.
9. My favorite blanket is _____ and _____.
10. We walked on the _____ and _____ ice.

Write an adjective to describe each noun.

11. _____ sand
12. _____ frog
13. _____ wind
14. _____ cloth
15. _____ chair
16. _____ floor


Adding Adjectives: Sight

DIRECTIONS:

Choose an adjective from the box to complete each sentence.

EXAMPLE:

The volcano was covered in black smoke.



bright brown clean cracked curly dark dirty dusty
pink pretty large long short small smiling ugly

1. The _____ dog needed a bath.
2. John gave me a _____ glass.
3. My _____ sister drove the car.
4. Sarah saw a _____ elephant at the zoo.
5. The boy looked through the _____ window.
6. I bought a _____ flower at the store.
7. A _____ light shone far away.
8. Jane has _____ and _____ hair.
9. The _____ pig lived in a _____ pen.
10. The _____ cowboy rode a _____ horse.

Write an adjective to describe each noun.

11. _____ cup 12. _____ cat 13. _____ truck
14. _____ house 15. _____ ball 16. _____ tree

Adding Adjectives: Sound

DIRECTIONS:

Complete each sentence by writing in an adjective. Use the word bank to help you.

EXAMPLE:

She petted the purring kitten.



banging booming buzzing crashing howling hushed quiet
creaky loud popping ringing screaming silent squeaky

1. A _____ wind blew through the field.
2. We visited the _____ town.
3. The _____ ghost went down the hall.
4. Nell answered the _____ telephone.
5. The _____ insect flew out of the house.
6. Carl closed the _____ door.
7. The _____ children wanted more cake.
8. We heard the _____ waves and _____ thunder during the storm.
9. The _____ and _____ night scared them.
10. The carnival had _____ and _____ fireworks on the holiday.

Write an adjective to describe each noun.

11. _____ bells
12. _____ baby
13. _____ window
14. _____ wolf
15. _____ clock
16. _____ pan

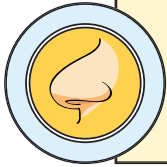
Adding Adjectives: Smell

DIRECTIONS:

Complete each sentence by writing adjectives. Use the word bank to help you. Think about which adjectives work best for each sentence. There may be more than one.

EXAMPLE:

The perfumed poodle won the prize.



burnt earthy fishy flowery fresh fruity lemony
musty rotten smoky sour stinky sweet sweaty

1. Joe took out the _____ trash.
2. The _____ soccer player walked home.
3. We climbed into the _____ attic.
4. The air at the beach was _____ .
5. The farmer picked the _____ carrots.
6. Her _____ perfume filled the room.
7. The wind blew a _____ smell into the yard.
8. The _____ and _____ trees were a nice place for a picnic.
9. The closet was full of _____ and _____ clothes.
10. Zack's _____ and _____ feet were on my chair.

Write an adjective to describe each noun.

11. _____ bread
12. _____ roses
13. _____ potatoes
14. _____ pig
15. _____ house
16. _____ garden



An adjective is a word that describes a noun.

EXAMPLE:

Jeffrey was excited to go to the party.

The word excited is an adjective. It describes the noun, Jeffrey.

DIRECTIONS:

In each sentence, circle the adjective that describes the underlined noun.

1. The sly cheetah was able to sneak around the hyena.
2. The cute teddy bear was given to the winner of the game.
3. Ruth wanted to get out of the boring movie.
4. Jim was unexpected, but there was plenty of room at the table for him.
5. Cold weather is the best time to drink cocoa.
6. We fill the vases with blooming flowers from our garden.
7. Mary walked quickly to the nearby park.

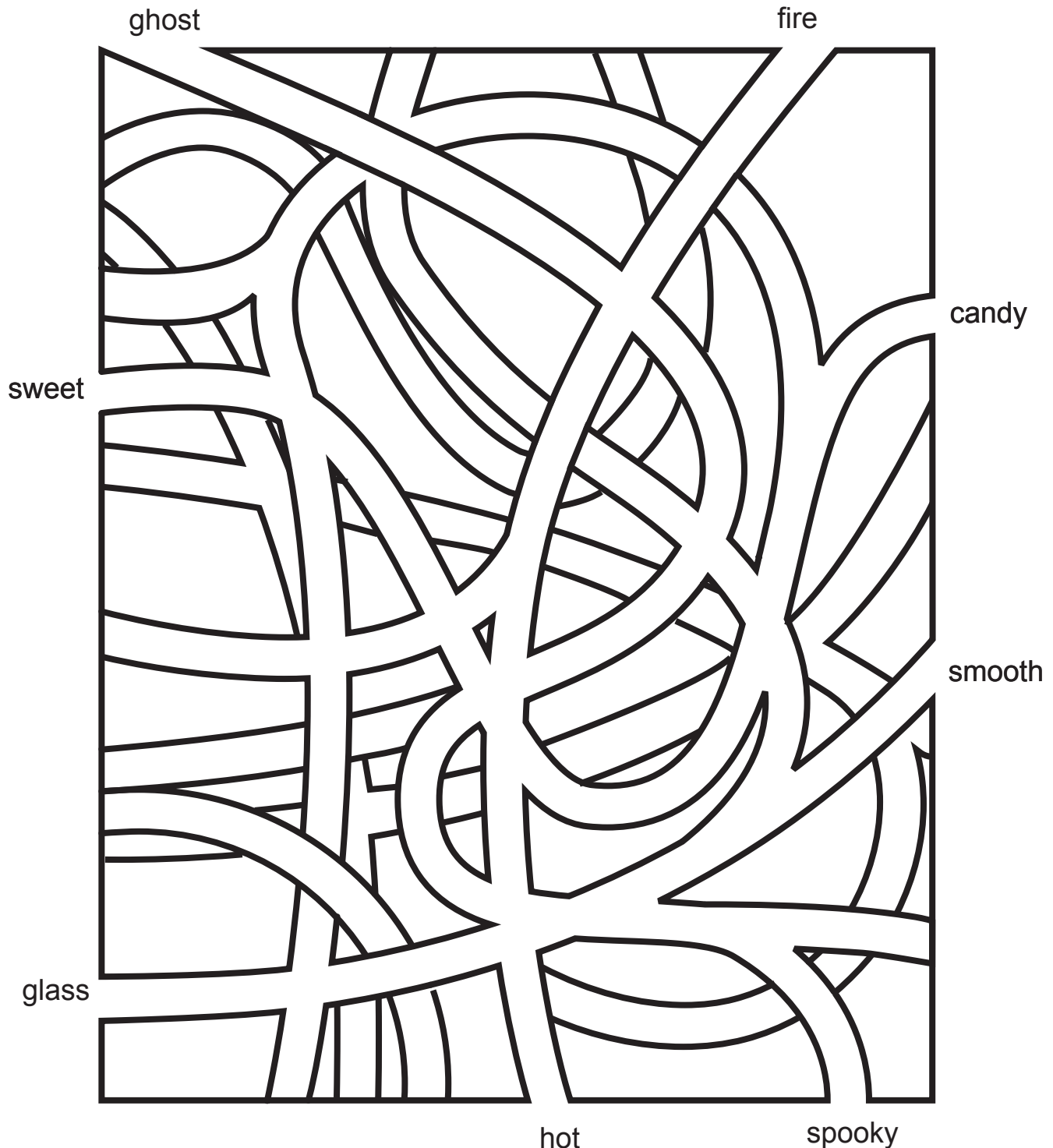
DIRECTIONS:

Circle the adjective in each sentence. Underline the noun that it describes.

8. Simon made yummy cookies last night.
9. During sunset at the beach, the sky is colorful.
10. William is the quickest of all the runners.
11. The puppy on the left is smaller than the one on the right.
12. Paul and Timmy stayed away from the dangerous side of the mountain.
13. The salsa we had yesterday was spicy.
14. Our garden has green insects that eat plants.

Adjectives Maze

Find a matching adjective for each noun in the maze. Use different colors to make each path.



Home Run Adjectives

DIRECTIONS:

Circle the adjective in each sentence. Underline the noun that it describes.

EXAMPLE:

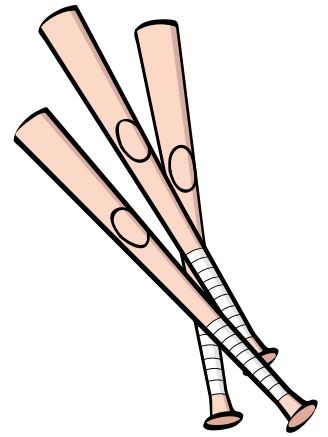
The white ball flew over the fence.

In this example, the word “white” is an adjective. It describes the noun, “ball.”

Note: There may be more than one adjective in a sentence.



1. We went to an exciting baseball game on Saturday.
2. The stadium was filled with happy fans.
3. The stadium was so large we had a hard time finding our seats.
4. Once we found our seats, we ordered delicious hot dogs.
5. The hot dogs were so hot they burned our mouths.
6. To cool our mouths down we ordered some ice-cold lemonade.
7. By the time we finished our tasty lemonade the game had started.
8. To the left and right of us, fans were eager for the first pitch of the game.
9. As the game went on the noisy fans never calmed down.
10. The players were just as happy about the game as the fans were.
11. I have never experienced such a lively game in my life.
12. My favorite part of the game was the foul ball that I caught with my old glove.
13. My dad bought me fluffy cotton candy to celebrate my great catch.
14. That game was one of the best baseball games I ever saw.



Friendly Adjectives

DIRECTIONS:


Circle the adjective in each sentence. Underline the noun that it describes.

EXAMPLE:


The joyful children had fun at the park.

In this example, the word “joyful” is an adjective. It describes the noun, “children.”

Note: There may be more than one correct answer.



1. Rusty and Lola went to the big park to play.
2. Lola decided she was going to push Rusty on the swing even though it was heavy.
3. Rusty was delighted with how high he was swinging.
4. He became bored with the swinging and wanted to do something else.
5. Lola was quick to stop the fast swing so they could go play some more.
6. They decided to climb the giant play area to the very top.
7. At the top of the play area they could see active children all around them.
8. Lola and Rusty where anxious to get down to play with the friends they saw.
9. The two found their funny friend, Billy, playing soccer.
10. Rusty, Lola and Billy passed the round ball between each other.
11. Rusty gave the ball a hard kick and it went flying through the air.
12. The ball landed on the other side of a tall fence where they could not reach it.
13. Luckily, a helpful adult was there to throw the ball back
so they could continue to play.
14. When it was time to go home the three kids were exhausted from their active day.



Complimentary Adjective Jumble

Complimentary adjectives are used to describe something positive about a person, place or thing.

DIRECTIONS:

Find complimentary adjectives from the word bank for the following sentences.



1. The _____ owl helped the small bird.



2. The _____ puppy was always smiling.



3. The _____ baker sold a lot of bread.

helpful artistic successful
brave joyful powerful wise
heroic brilliant gentle stylish

4. The _____ soldier jumped from the plane.



5. The _____ man painted the Mona Lisa.



6. The _____ kitten liked to have his head scratched.

Adjectives Word Search

Find each adjective from the list in the puzzle grid.

D	F	O	P	F	G	K	R	T	M	V	P	G	S	Q
R	V	H	M	L	L	S	O	U	R	F	B	T	H	M
W	S	E	S	A	R	W	X	Q	U	I	E	T	V	U
O	O	L	M	T	H	E	F	E	S	C	G	Y	J	M
Q	F	U	P	S	G	E	X	B	M	Q	C	Z	W	U
O	T	L	M	U	P	T	F	E	S	C	O	Y	J	G
H	F	F	B	E	A	U	T	I	F	U	L	Z	X	L
Q	P	A	L	Z	M	E	R	S	O	L	D	Y	S	Y
H	O	T	P	U	H	N	V	P	E	C	S	Q	Q	J
P	F	G	K	S	G	K	X	B	L	F	F	S	U	U
O	K	S	T	I	N	K	Y	E	S	E	G	Y	E	M
S	C	E	F	B	Y	E	L	L	O	W	G	R	E	M
W	A	R	O	U	G	H	X	T	F	C	Y	G	K	U
T	W	S	P	U	H	N	V	L	O	U	D	Q	Y	J

BEAUTIFUL

HOT

QUIET

SOUR

SWEET

COLD

LOUD

ROUGH

SQUEEKY

UGLY

FLAT

PURPLE

SOFT

STINKY

YELLOW

Adjectives All About ME

Underline the adjectives that best describe you.

sunny serious
quiet sad funny loud tall
friendly short

DIRECTIONS:

Unscramble the adjectives. Then circle the adjectives that best describe your style of clothes.

tirbgh _____

ggbay _____

clusaa _____

nyetrd _____

tagre _____

ydsers _____

trendy

baggy

great

dressy

bright

casual

Fill in the blanks using an adjective that describes you.

My closet is full of _____ clothes.

Today, I am wearing a _____ shirt.

My family thinks I'm _____ .

I have _____ hair.

I have _____ eyes.

Adjective Acrostics

Acrostics are poems where the letters of one main word serve as the beginning letters for other words that describe the main word. For this exercise, vertically write the names of two people you know, then use the letters of their names to find adjectives that describe them perfectly. Then write one about yourself!

EXAMPLE:

For someone named Erin:

Entertaining

Regal

Inventive

Nonchalant

For someone you know:

For someone else you know:

For yourself:

Sentence Dress-up

DIRECTIONS:

Read the sentences below. Then, use the list at the bottom to swap out a more exciting adjective for the one underlined in the sentence.

The bride looked fancy in her wedding dress. _____

The tree was bent. _____

My dad has an old car. _____

A big bear chased me all the way home. _____

When the tree fell, it made a loud sound. _____

Our new teacher is very nice. _____

The clown's tricks were very funny. _____



WORDS TO SWAP OUT

elegant

agreeable

amusing

thundering

gigantic

antique

crooked

Adding Details With Adjectives

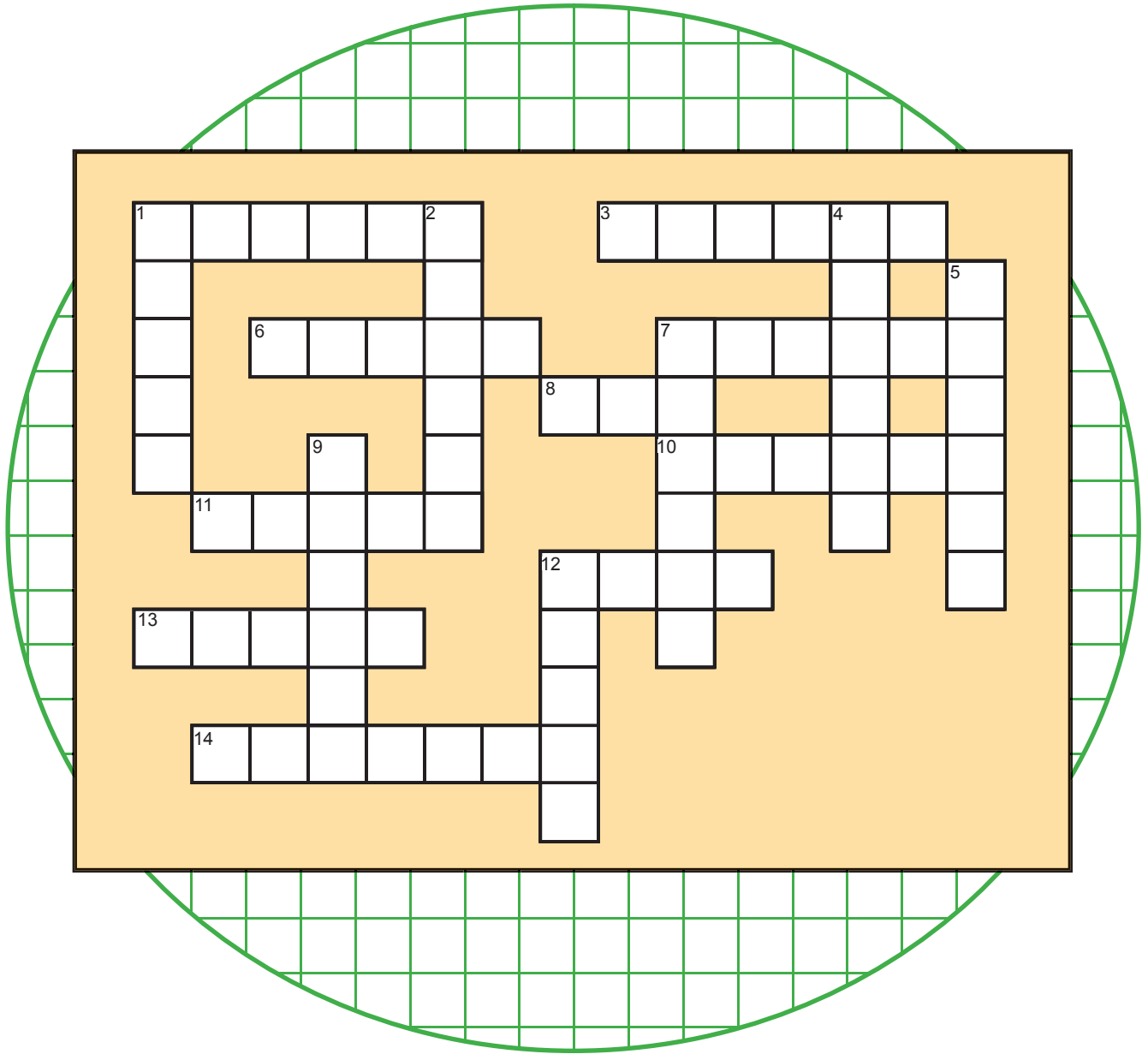
You can make sentences more interesting by adding adjectives. Think of an interesting adjective for each of the underlined nouns in the sentences below. Write the adjective in the blank.

EXAMPLE:

The scared boy ran down the dark street .

1. I gave my _____ sister _____ candy.
2. The _____ monkey climbed the _____ tree.
3. The _____ pirate found the _____ treasure.
4. Eva bought a _____ doll from the _____ store.
5. The _____ fireman rushed into the _____ house.
6. The _____ boys saw the _____ dogs.
7. He took the _____ road that ran along the _____ river.
- 8 The _____ apple was on the _____ plate.

Adjective Crossword Puzzle



ACROSS

1. Known by lots of people, like a celebrity
3. Hard but brittle, like a tortilla chip
6. Water is liquid; ice is _____.
7. Completely quiet
8. Wide
10. Old, bad-smelling, and moldy
11. Covered in something wet, like a toad's skin
12. The opposite of short
13. Full of good flavor
14. Wanting to know lots of answers

DOWN

1. New and sweet, like a tasty fruit
2. Thin
4. Beautiful
5. Having a strong, unappealing smell
7. The opposite of weak
9. Not sweet or sour
12. The opposite of tight

Adjective Word Scramble

Unscramble the following letters to make words that are adjectives. Some of the letters of the adjective are marked with special symbols. Group those letters together. When you unscramble those groups they will make adjectives to put in the sentence below.

TPYRET

ENGRE

★

IQEUT

LYEMLS

A horizontal number line with tick marks. A blue star is placed at the first tick mark (1), a green diamond is placed at the third tick mark (3), and a red circle is placed at the fourth tick mark (4).

RADK



ASEGRY

OURS

ODUL

GNACRHS

[illegible]

The _____ dog drank the _____ water
in the _____ yard.

Silly Story

Let's write a silly story!

Write 10 adjectives below. They can be any adjectives you like.

- | | |
|----------|-----------|
| 1. _____ | 6. _____ |
| 2. _____ | 7. _____ |
| 3. _____ | 8. _____ |
| 4. _____ | 9. _____ |
| 5. _____ | 10. _____ |

Now it's time to finish the silly story. Write the adjectives above in the blank with the same number. Then read your story all together. Is it silly?

My First Day at School

On my first day of school, I felt _____. I walked into my _____
classroom and saw my _____ teacher. I sat in my _____ desk
and took out the _____ book. There were _____
students in my class. They were writing with _____ pencils. We learned
about _____ lions and _____ frogs.
I thought it was a _____ day!

Hyperbole 101

A **hyperbole** is a figure of speech, an exaggerated statement not meant to be taken literally. It's usually used for emphasis or effect; to show a feeling, reaction or effort.

EXAMPLES:

I'm so tired I could sleep for a year.

My backpack weighs a ton.

She could play that song in her sleep.

COMPARISON:

I'm so tired I could sleep for a year.

In reality you would not actually sleep for a year. (That's 8,760 hours!) But when you are really tired? You can express that to someone by being descriptive.

My backpack weighs a ton.

One ton = 2,000 lbs. or about 907 kg.

Things that weigh one ton:

- a car
- a really big bull
- a Clydesdale horse
- a tree

In this exaggeration the person making the statement feels like their backpack is very heavy.

She could play that song in her sleep.

This one sounds more like it could be true; some people do walk and talk in their sleep after all. But, this statement is just expressing that the person playing the song has learned it so well she has it memorized, or it is now easy for her to remember and play.

Now that you know more about hyperboles, try out some of your own!

CAPTAIN HYPERBOLE!

The world is overflowing with plain sentences! Help Captain Hyperbole bring excitement to your writing with the power of exaggeration.

DIRECTIONS:

Use the words in the box below to finish each of these hyperbolic statements.

EXAMPLE:

My TV is older than the dinosaurs.

two seconds million stick forever eternity
mountain horse mile peanut thousand ton



The man was so hungry he could eat a _____.

I have a _____ things to do today.

Her brain is the size of a _____.

He is as skinny as a _____.

It took him _____ to drive here.

"I told you this story a _____ times!"

They've got a _____ of money.

He had a _____ of homework due the next day.

Her smile was so big, you could see it from a _____ away!

I've been waiting in line for _____.

She lectured me for an _____.

CAPTAIN HYPERBOLE!

Make Writing Interesting!

The world is overflowing with plain sentences! Help Captain Hyperbole bring excitement to your writing with the power of exaggeration.

DIRECTIONS:

Use the words in the box below to finish each of these hyperbolic statements.

EXAMPLE:

The batter missed the ball by a mile.

billion world fly river wind
hundred buckets year ton moment



I am so happy I may _____!

These books weigh a _____

Carrie has been waiting for dinner for a _____.

She had a _____ questions for the teacher.

My mother told me a _____ times to close the door.

The child cried a _____ of tears.

He'll be back in a _____.

It's raining _____ outside.

The horse ran faster than the _____.

David is the nicest person in the _____.

Your Exciting Time

Think about an exciting time that you shared with a family member, such as going camping with Grandpa, going to a concert with Mom, or visiting an amusement park with your cousin. Write your special moment on the line.

My exciting moment is: _____


Now draw a picture about your exciting moment. When you've finished your picture, go to the next page to write about it.

Your Exciting Time: Write About It

It's time to write about your exciting time. Remember the picture that you drew. Write some details about your exciting moment in the box.

Tip: Try to create pictures in your mind of what you saw, smelled, touched, heard, tasted, or how you felt. Then, use words to help the reader know how exciting it was!

Write a paragraph (or several sentences) about your exciting moment using the supporting details that you wrote in the box.



Great job!

is an Education.com writing superstar

