


Fundamentals of Division

3rd
Grade



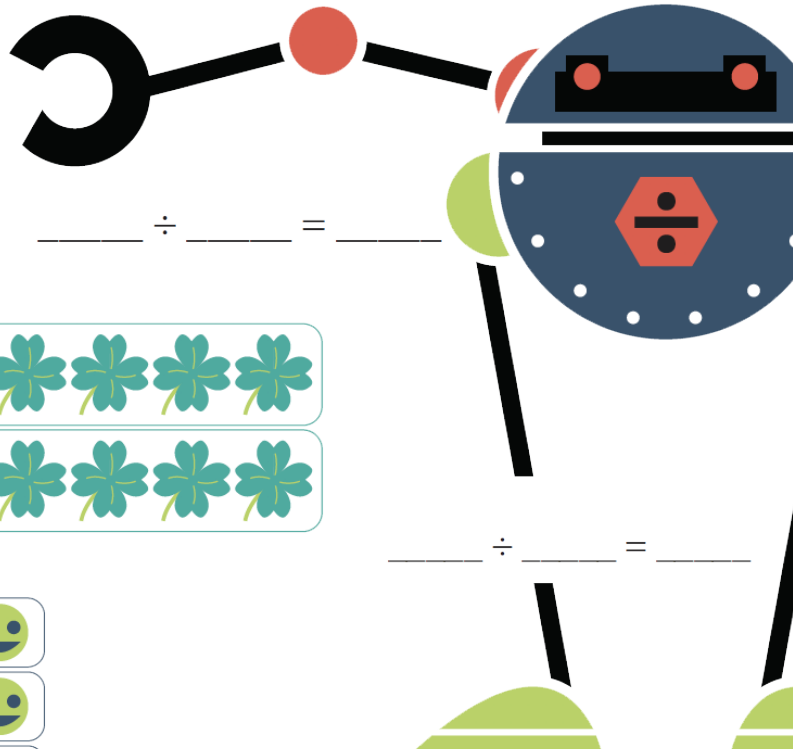
____ ÷ ____ = ____



____ ÷ ____ = ____



____ ÷ ____ = ____



____ ÷ ____ = ____

Table of Contents

Fundamentals of Division

| |
|--|
| Division: Find the Total Number of Groups * |
| Division: Find the Total Number of Objects * |
| Division: Equal Groups (Part One) * |
| Division: Equal Groups (Part Two) * |
| Division: Factor Fun * |
| Division: Repeated Subtraction (Part One) * |
| Division: Repeated Subtraction (Part Two) * |
| Division: Arrays for Division (Part One) * |
| Division: Arrays for Division (Part Two) * |
| Division: Hop to the Quotient! * |
| Division: Skip-Count to the Quotient * |
| Division: Dividing Cupcakes into Unequal Groups |
| Division: Dividing Gummy Bears into Equal Groups * |
| Division: Word Problems (Part One) * |
| Division: Word Problems (Part Two) * |
| Division: Make a Match * |
| Division: Key Terms and Strategies |
| Certificate of Completion |
| Answer Sheets |



** Includes Answer Sheet*

Division :

Find the Total Number of Groups

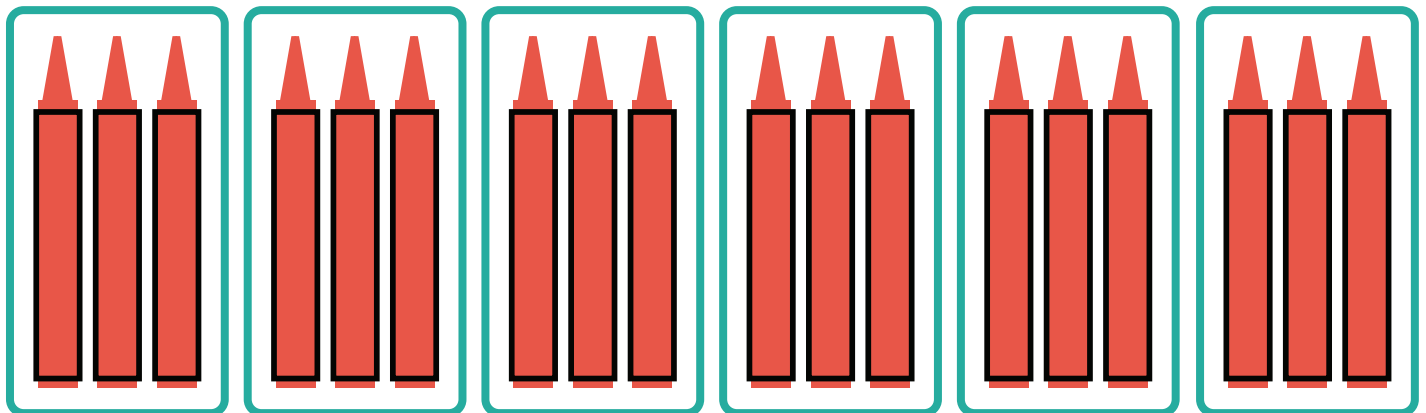
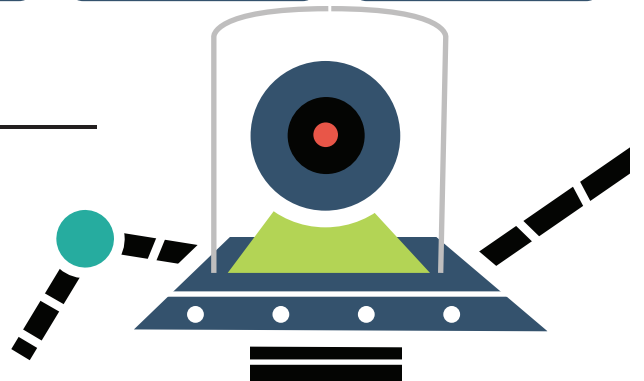
Directions: You can also use division to find the total number of groups.

1. Divide 40 buttons into groups of 8.
How many groups of button are there?



$$40 \div 8 = \underline{\hspace{2cm}}$$

2. Divide the 18 crayons into groups of 3.
How many groups of crayons are there?




$$18 \div 3 = \underline{\hspace{2cm}}$$

Division :

Find the Total Number of Objects


Directions: You can use division to find the number of objects in each group.

1. Divide 21 total balloons into 7 equal groups.
How many balloons are there in each group?




$$21 \div 7 = \underline{3}$$

2. Divide 28 total cookies into 4 equal groups.
How many balloons are there in each group?



$$28 \div 4 = \underline{7}$$



Division :

Equal Groups: Division

In this drawing there are 5 equal groups of stars with 4 stars in each group. There are a total of 20 stars.



This division sentence shows how the 20 stars are divided into equal groups.

$$\begin{array}{ccc} \text{DIVIDEND} & & \text{QUOTIENT} \\ 20 \div 5 = 4 \\ \text{DIVISOR} & & \end{array}$$

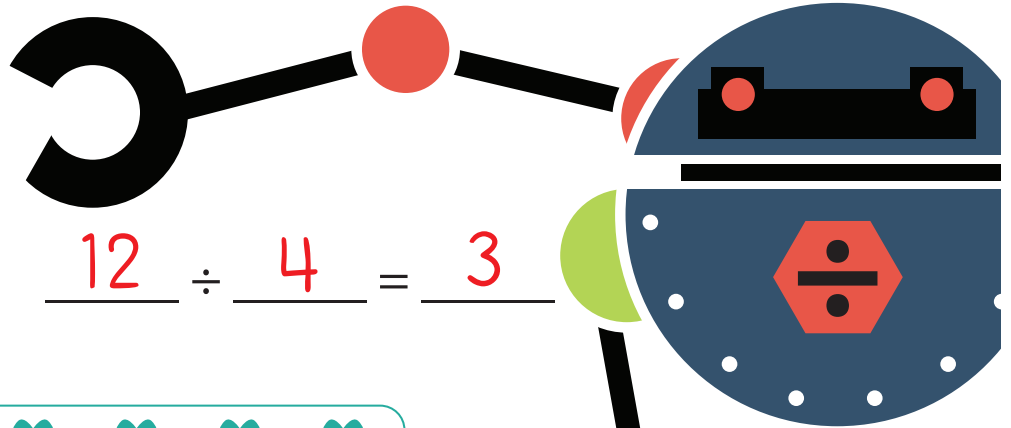

Dividend: total number of objects

Divisor: Number of equal groups

Quotient: Number of objects in each group


Directions: Now you try! Write a division sentence to represent each drawing.

1.



$$12 \div 4 = 3$$

2.



$$14 \div 2 = 7$$

3.



$$16 \div 4 = 4$$


Division :

Equal Groups: Division 2




Directions: Make equal groups. Then write a division sentence for each picture and solve.

There are 8 flowers. Make groups of 4.




$$\underline{\hspace{2cm}} \div \underline{\hspace{2cm}} = \underline{\hspace{2cm}}$$

There are 9 bricks. Make groups of 3.



$$\underline{\hspace{2cm}} \div \underline{\hspace{2cm}} = \underline{\hspace{2cm}}$$

There are 25 pears. Make groups of 5.




$$\underline{\hspace{2cm}} \div \underline{\hspace{2cm}} = \underline{\hspace{2cm}}$$

There are 15 bears. Make groups of 3.




$$\underline{\hspace{2cm}} \div \underline{\hspace{2cm}} = \underline{\hspace{2cm}}$$

There are 18 apples. Make groups of 2.



$$\underline{\hspace{2cm}} \div \underline{\hspace{2cm}} = \underline{\hspace{2cm}}$$

There are 20 bees. Make groups of 4.



$$\underline{\hspace{2cm}} \div \underline{\hspace{2cm}} = \underline{\hspace{2cm}}$$

Division :

Factor Fun

When you read a **division** question, ask yourself a **multiplication** question!

$$20 \div 5 = ?$$

Ask yourself

$$5 \times ? = 20$$

Five multiplied by what, equals 20?


$$30 \div 6 = \underline{\quad} \text{ because } 6 \times \underline{\quad} = 30$$

$$60 \div 10 = \underline{\quad} \text{ because } 10 \times \underline{\quad} = 60$$

$$63 \div 9 = \underline{\quad} \text{ because } 9 \times \underline{\quad} = 63$$

$$49 \div 7 = \underline{\quad} \text{ because } 7 \times \underline{\quad} = 49$$

$$48 \div 12 = \underline{\quad} \text{ because } 12 \times \underline{\quad} = 48$$




Division :

Repeated Subtraction

Review the diagram!

$$\begin{array}{ccc} \text{DIVIDEND} & & \text{QUOTIENT} \\ 15 \div 5 = 3 \\ \text{DIVISOR} & & \end{array}$$



How to perform repeated subtraction:

- Subtract the divisor from the dividend until you reach zero.
- Count up how many times you subtracted.
- The number of times you subtracted equals the quotient!

Directions: Match the repeated subtraction on the left with the correct division sentence on the right.

$$21 \div 7$$

$$16 \div 8$$

$$16 \div 4$$

$$18 \div 6$$

$$20 \div 4$$

$$\begin{array}{r} 20 \\ -4 \\ \hline 16 \end{array} \begin{array}{r} 16 \\ -4 \\ \hline 12 \end{array} \begin{array}{r} 12 \\ -4 \\ \hline 8 \end{array} \begin{array}{r} 8 \\ -4 \\ \hline 4 \end{array} \begin{array}{r} 4 \\ -4 \\ \hline 0 \end{array}$$

$$\begin{array}{r} 18 \\ -6 \\ \hline 12 \end{array} \begin{array}{r} 12 \\ -6 \\ \hline 6 \end{array} \begin{array}{r} 6 \\ -6 \\ \hline 0 \end{array}$$

$$\begin{array}{r} 21 \\ -7 \\ \hline 14 \end{array} \begin{array}{r} 14 \\ -7 \\ \hline 7 \end{array} \begin{array}{r} 7 \\ -7 \\ \hline 0 \end{array}$$

$$\begin{array}{r} 16 \\ -4 \\ \hline 12 \end{array} \begin{array}{r} 12 \\ -4 \\ \hline 8 \end{array} \begin{array}{r} 8 \\ -4 \\ \hline 4 \end{array} \begin{array}{r} 4 \\ -4 \\ \hline 0 \end{array}$$

$$\begin{array}{r} 16 \\ -8 \\ \hline 8 \end{array} \begin{array}{r} 8 \\ -8 \\ \hline 0 \end{array}$$

It's your Turn!

Use repeated subtraction to solve $20 \div 5$.

Show your work in the space provided.

Write the quotient on the answer line:

$$20 \div 5 = \underline{\quad}$$

Division :

Repeated Subtraction 2



Directions: Represent each division problem with repeated subtraction.

$$12 \div 6 = \underline{\quad}$$

$$15 \div 5 = \underline{\quad}$$

$$24 \div 8 = \underline{\quad}$$

$$18 \div 3 = \underline{\quad}$$

$$30 \div 5 = \underline{\quad}$$

$$27 \div 3 = \underline{\quad}$$

What division fact does the repeated subtraction number sentence represent?

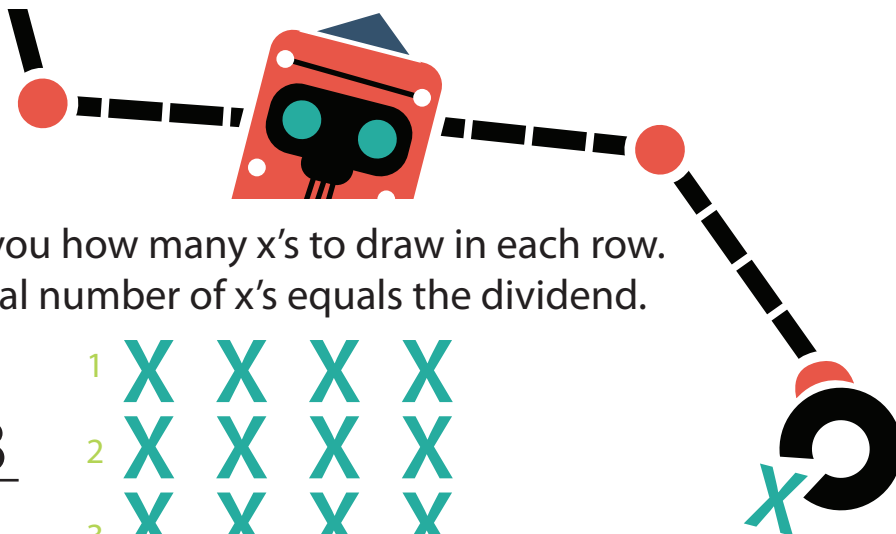
$$12 - 6 - 6$$

$$24 - 8 - 8 - 8$$

$$10 - 5 - 5$$

Division :

Arrays for Division



Directions: The divisor tells you how many x's to draw in each row.
Draw rows of x's until the total number of x's equals the dividend.

Example: $12 \div 4 = \underline{3}$



Now you try! Draw an array for each division problem and record the quotient on the answer line.

$$28 \div 7 = \underline{\quad}$$

$$16 \div 4 = \underline{\quad}$$

$$18 \div 2 = \underline{\quad}$$

$$10 \div 5 = \underline{\quad}$$

$$12 \div 3 = \underline{\quad}$$

$$20 \div 5 = \underline{\quad}$$

What division problems do the arrays represent?

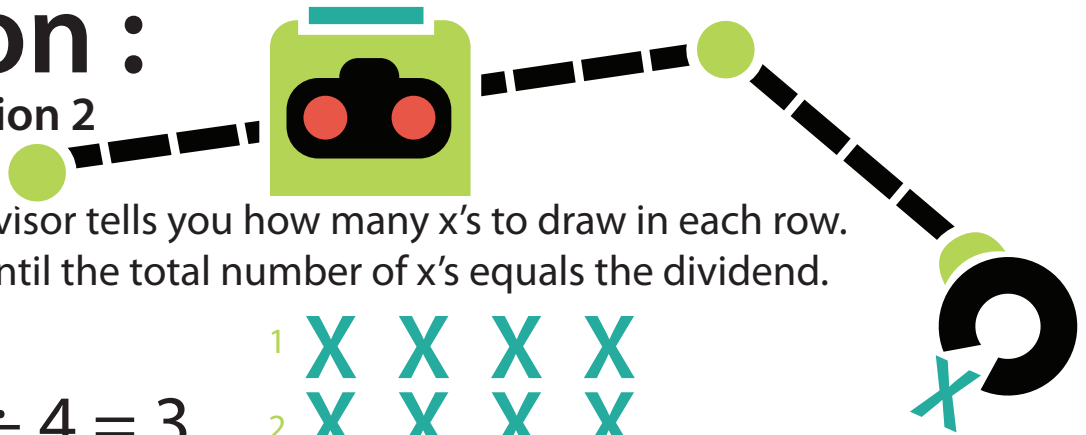
X X X X
X X X X

X X X X X X
X X X X X X
X X X X X X

X X
X X
X X
X X
X X
X X
X X

Division :

Arrays for Division 2



Directions: The divisor tells you how many x's to draw in each row.
Draw rows of x's until the total number of x's equals the dividend.

Example: $12 \div 4 = \underline{3}$

1 X X X X
2 X X X X
3 X X X X

Now you try! Draw an array for each division problem and record the quotient on the answer line.

$$30 \div 6 = \underline{\quad}$$

$$16 \div 2 = \underline{\quad}$$

$$20 \div 10 = \underline{\quad}$$

$$9 \div 3 = \underline{\quad}$$

$$12 \div 4 = \underline{\quad}$$

$$11 \div 1 = \underline{\quad}$$

What division problems do the arrays represent?

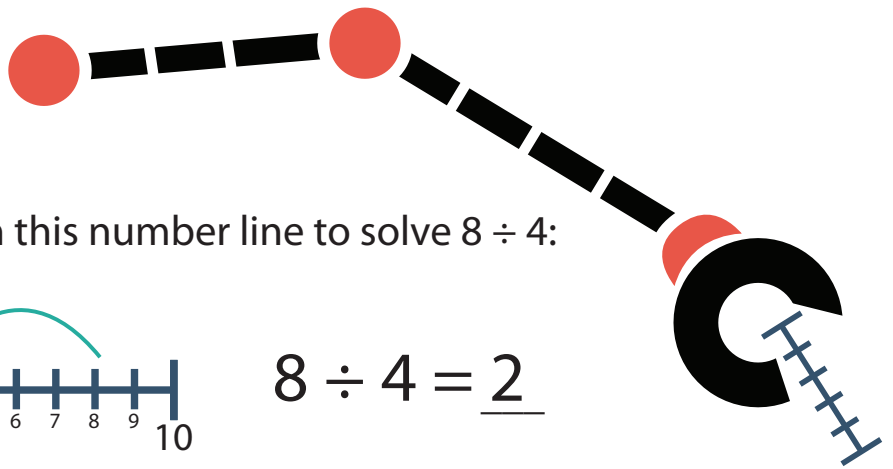
X X X X X X X
X X X X X X X
X X X X X X X

X X X
X X X
X X X
X X X
X X X

X X X X X X X
X X X X X X X

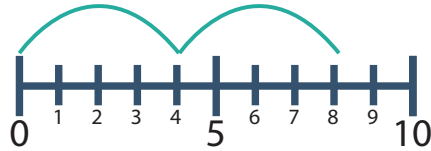
Division :

Hop to the Quotient!



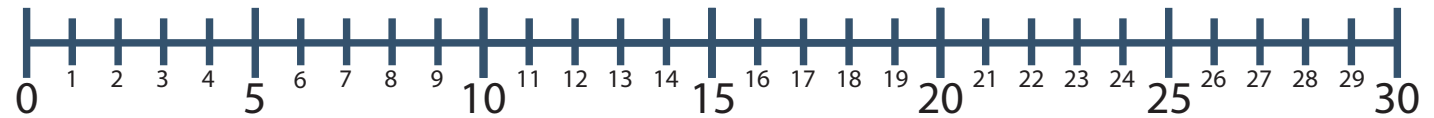
Hoppy the frog hopped down this number line to solve $8 \div 4$:

Example:



$$8 \div 4 = \underline{2}$$

Directions: Hop down each number line to find the quotient (answer). Write your answer on the blank space.



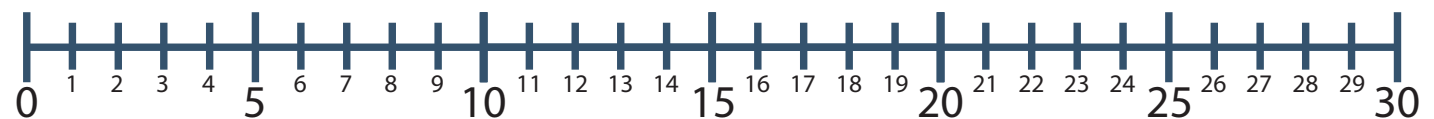
1. $21 \div 3 = \underline{\quad}$



2. $15 \div 3 = \underline{\quad}$



3. $25 \div 5 = \underline{\quad}$



4. $10 \div 2 = \underline{\quad}$

Division :

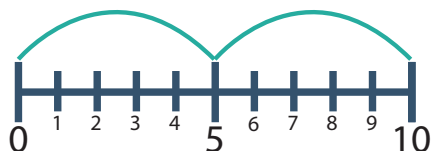
Skip-Count to the Quotient



How many times do you skip down the number line to find the quotient?

The divisor tells you how many numbers to count down the number line.

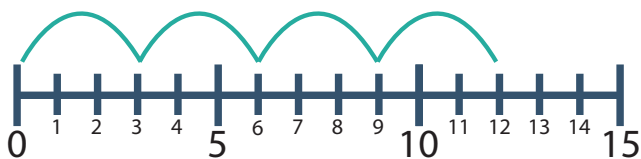
Example:



$$10 \div 5 = \underline{2}$$

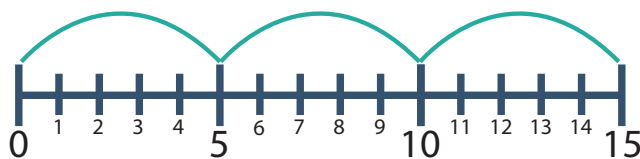
The divisor is 5, so you skip count by 5's down the number line. Since you hopped down the number line 2 times, the quotient is 2.

1.



$$12 \div 3 = \underline{\quad}$$

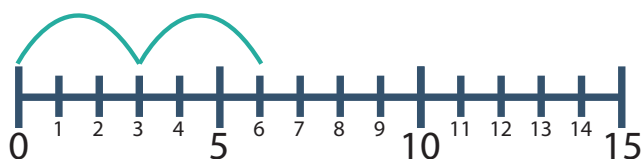
2.



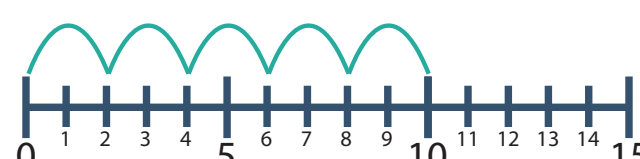
$$15 \div 5 = \underline{\quad}$$

Match each number line with the correct division sentence.

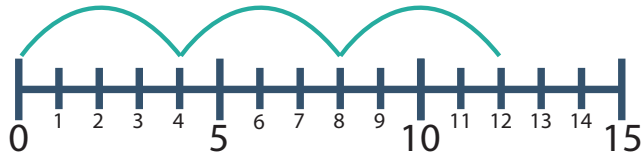
3.



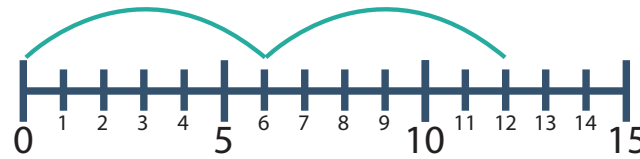
4.



5.



6.



a. $12 \div 4 = \underline{\quad}$ b. $6 \div 3 = \underline{\quad}$ c. $10 \div 2 = \underline{\quad}$ d. $12 \div 2 = \underline{\quad}$

7. Now you try! Show how you skip count on the number line below.

• First, draw how you hop down the number line.

• Then, write the quotient on the answer line.



$$18 \div 6 = \underline{\quad}$$

Division :

Dividing Cupcakes into Unequal Groups



Jane has 10 cupcakes that she wants to divide among her three friends.

Draw a picture to show how Jane can share the 10 cupcakes among her three friends.


A large, empty rectangular box with rounded corners, intended for a student to draw a picture showing how to share 10 cupcakes among three friends. A small cupcake illustration with a red dot is positioned at the bottom left corner of the box.

Were you able to divide the 10 cupcakes into equal groups? _____

Did you come up with one or more than one way to divide the 10 cupcakes?

Division :

Dividing Gummy Bears into Equal Groups





There are 20 gummy bears in Kimmie's candy jar.

Step 1: For each problem below draw a picture to show how 20 gummy bears are divided among the Kimmie's friends. You can use an "x" or other symbol to represent gummy bears in your drawing.

Step 2: Write a division sentence and solve.

Drawing:



Example: 2 best friends eat the 20 gummy bears.

Division sentence: $20 \div 2 = 10$

Kimmie's 4 friends eat the 20 gummy bears.

_____ \div _____ = _____

Kimmie's 10 friends eat the 20 gummy bears.


_____ \div _____ = _____

Kimmie's 5 friends eat the 20 gummy bears.

_____ \div _____ = _____


Who ended up eating the most gummy bears?

1. Kimmie's 4 friends.
2. Kimmie's 5 friends.
3. Kimmie's 10 friends.



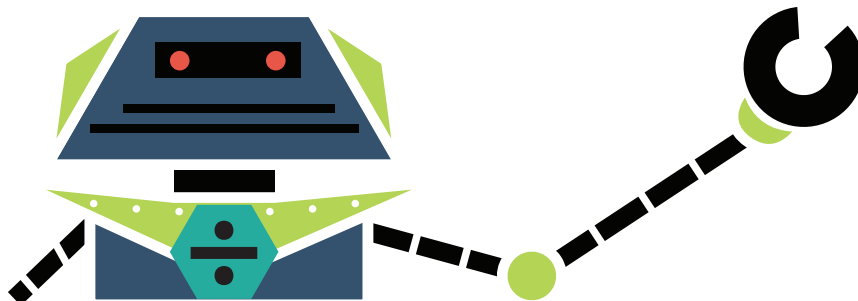
Division :

Division Word Problems




Use one of the following strategies when solving the following word problems:

- Draw an array
- Draw Equal Groups
- Repeated Subtraction
- Multiplication Sentence



Write the strategy you used on the line provided and show your work.

James Has 15 cookies. He wants to divide them and give an equal number to his 3 friends. How many cookies should he give each friend?



_____ ÷ _____ = _____
_____ cookies

Samantha has 28 books. She wants to divide them and make 4 equal stacks to lend to her friends. How many books should she put in each stack?



_____ ÷ _____ = _____
_____ books


Mary is throwing a party. She has 20 soap hearts and wants to divide them equally into 5 party favor bags. How many soap hearts should she put in each bag?



_____ ÷ _____ = _____
_____ soap hearts

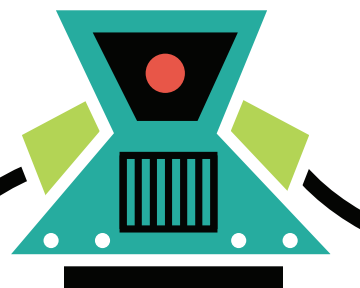
Division :

Division Word Problems 2



Use one of the following strategies when solving the following word problems:

- Draw an array
- Draw Equal Groups
- Repeated Subtraction
- Multiplication Sentence



Write the strategy you used on the line provided and show your work.

Kenny has 14 juice boxes. He wants to divide them and give an equal number to his 7 friends. How many juice boxes should he give each friend?

$$\underline{\hspace{2cm}} \div \underline{\hspace{2cm}} = \underline{\hspace{2cm}}$$

 juice boxes



Chris has 8 bouncy balls. He wants to divide them and give an equal number to his 8 friends. How many bouncy balls should he give each friend?

$$\underline{\hspace{2cm}} \div \underline{\hspace{2cm}} = \underline{\hspace{2cm}}$$

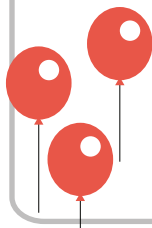
 bouncy balls



Ada is bringing balloons to the class party. She has 30 balloons and wants to divide them equally among the 10 students in her class. How many balloons should each student get?

$$\underline{\hspace{2cm}} \div \underline{\hspace{2cm}} = \underline{\hspace{2cm}}$$

 balloons



Division :

Make a Match



Directions: Draw a line from the word or phrase on the left side of the page to the phrase that best describes that word or phrase on the right side of the page.

Dividend

Quotient

Draw an Array

Skip Count

Repeated
Subtraction

Divisor

Count by the divisor until you get the dividend and then count up your rows.

Count backwards by the value of the divisor.

Subtract the divisor until you reach 0.

The number of groups that the dividend is being separated into.

The larger number that is being divided into smaller groups.

The answer to a division problem.

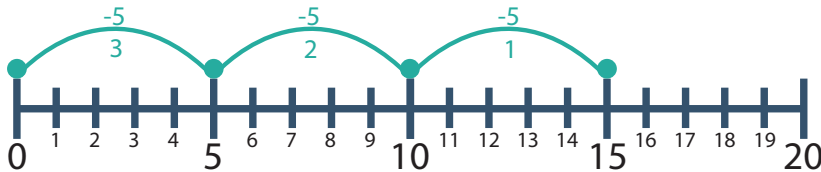
Division :

Your Guide to Key Terms & Strategies

$$\begin{array}{ccc} \text{DIVIDEND} & & \text{QUOTIENT} \\ 15 \div 5 = 3 \\ \text{DIVISOR} & & \end{array}$$

Directions: Use this mini-poster as your guide to solving the division problems in this workbook!

Skip-Count on a number line



Skip-count (backwards) by the value of the **divisor**.

3 hops of 5 lands on 0, so $15 \div 5 = 3$.

Repeated Subtraction

$$15 - 5 = 10 \rightarrow 10 - 5 = 5 \rightarrow 5 - 5 = 0$$

- Write the value of the **dividend** (in this example, write the number 15).
- Then, subtract the value of the **divisor** (in this example, subtract 5).
- Continue to subtract the value of the **divisor** until the difference equals 0.
- The number of times you subtracted the **divisor** in the repeated subtraction problem equals the answer to the division problem (**quotient**).

Fact Family


$$15 \div 5 = 3$$

$$15 \div 3 = 5$$

$$3 \times 5 = 15$$

$$5 \times 3 = 15$$

- A group of multiplication and division facts that share the same three numbers.



Array



- The value of the **divisor** tells you how many x's to draw in each row of the array.
- In this example, the value of the **divisor** is 5 and the **dividend** is 15, so you draw 5 x's in each row until the total number of x's in the array equals 15.
- The total number of rows in the array equals the answer to the division problem (quotient). In this example, since you have three rows of x's, the **quotient** is 3.

Equal Groups



- The value of the **divisor** equals the number of circles you should draw.
- Once you draw your circles, draw one dot in each circle. Keep drawing one dot in each circle until the total number of dots is equal to the value of the **dividend**.
- The number of dots in each circle is the answer to the division problem, the **quotient**.

Division: splitting something into equal groups

Dividend: the larger number that is being split into smaller groups

Divisor: the number of groups that the dividend is being separated into

Quotient: the answer to a division problem



DIPLOMA

Hereby bestowed upon

for excellence in
completion of

Answer Sheets

Fundamentals of Division

Division: Find the Total Number of Groups

Division: Find the Total Number of Objects

Division: Equal Groups (Part One)

Division: Equal Groups (Part Two)

Division: Factor Fun

Division: Repeated Subtraction (Part One)

Division: Repeated Subtraction (Part Two)

Division: Arrays for Division (Part One)

Division: Arrays for Division (Part Two)

Division: Hop to the Quotient!

Division: Skip-Count to the Quotient

Division: Dividing Gummy Bears into Equal Groups

Division: Word Problems (Part One)

Division: Word Problems (Part Two)

Division: Make a Match


Answer Sheet

Division :

Find the Total Number of Groups

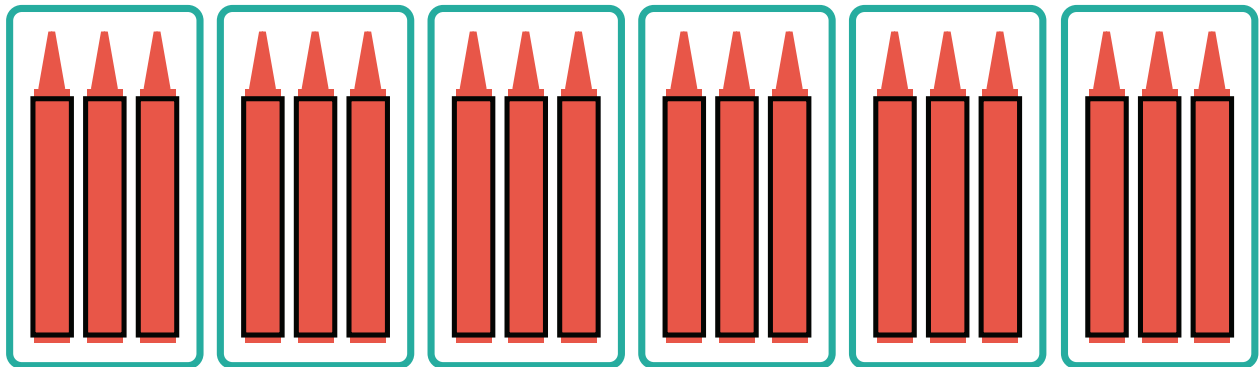
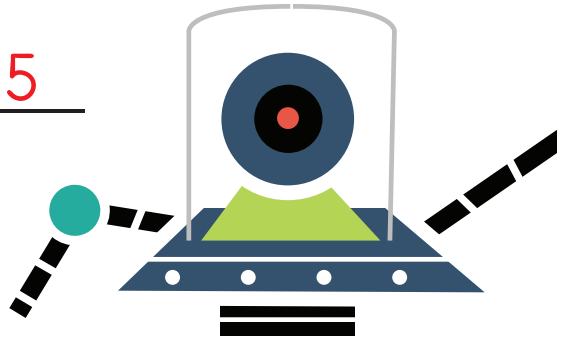
Directions: You can also use division to find the total number of groups.

1. Divide 40 buttons into groups of 8.
How many groups of button are there?



$$40 \div 8 = \underline{5}$$

2. Divide the 18 crayons into groups of 3.
How many groups of crayons are there?



$$18 \div 3 = \underline{6}$$


Answer Sheet

Division :

Find the Total Number of Objects


Directions: You can use division to find the number of objects in each group.

1. Divide 21 total balloons into 7 equal groups.
How many balloons are there in each group?




$$21 \div 7 = \underline{3}$$

2. Divide 28 total cookies into 4 equal groups.
How many balloons are there in each group?



$$28 \div 4 = \underline{7}$$



Answer Sheet

Division :

Equal Groups: Division

In this drawing there are 5 equal groups of stars with 4 stars in each group.
There are a total of 20 stars.



This division sentence shows how the 20 stars are divided into equal groups.

$$\begin{array}{ccc} \text{DIVIDEND} & & \text{QUOTIENT} \\ 20 \div 5 = 4 \\ \text{DIVISOR} & & \end{array}$$

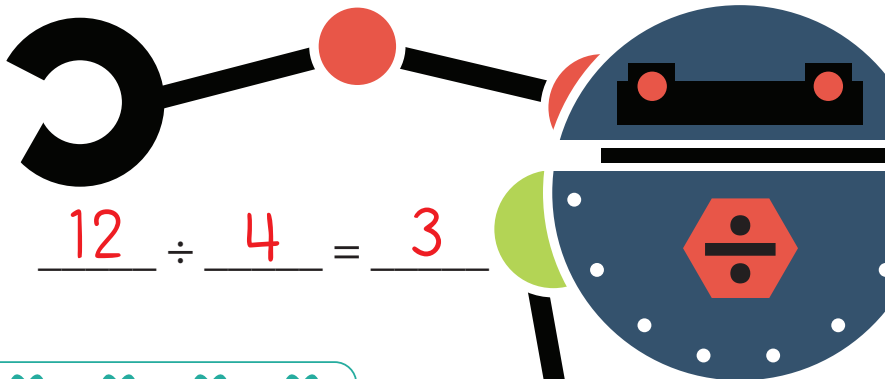

Dividend: total number of objects

Divisor: Number of equal groups

Quotient: Number of objects in each group


Directions: Now you try! Write a division sentence to represent each drawing.

1.



$$12 \div 4 = 3$$

2.



$$14 \div 2 = 7$$

3.



$$16 \div 4 = 4$$

Answer Sheet


Division :

Equal Groups: Division 2




Directions: Make equal groups. Then write a division sentence for each picture and solve.

There are 8 flowers. Make groups of 4.



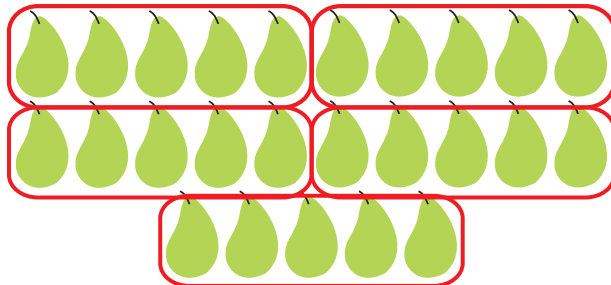
$$\underline{8} \div \underline{4} = \underline{2}$$

There are 9 bricks. Make groups of 3.




$$\underline{9} \div \underline{3} = \underline{3}$$

There are 25 pears. Make groups of 5.




$$\underline{25} \div \underline{5} = \underline{5}$$

There are 15 bears. Make groups of 3.




$$\underline{15} \div \underline{5} = \underline{3}$$

There are 18 apples. Make groups of 2.



$$\underline{18} \div \underline{2} = \underline{9}$$

There are 20 bees. Make groups of 4.



$$\underline{20} \div \underline{5} = \underline{4}$$

Answer Sheet

Division :

Factor Fun

When you read a **division** question, ask yourself a **multiplication** question!

$$20 \div 5 = ?$$

Ask yourself

$$5 \times ? = 20$$

Five multiplied by what, equals 20?


$$30 \div 6 = \underline{5} \text{ because } 6 \times \underline{5} = 30$$

$$60 \div 10 = \underline{6} \text{ because } 10 \times \underline{6} = 60$$

$$63 \div 9 = \underline{7} \text{ because } 9 \times \underline{7} = 63$$

$$49 \div 7 = \underline{7} \text{ because } 7 \times \underline{7} = 49$$

$$48 \div 12 = \underline{4} \text{ because } 12 \times \underline{4} = 48$$




Answer Sheet

Division :

Repeated Subtraction

Review the diagram!

$$\begin{array}{ccc} \text{DIVIDEND} & & \text{QUOTIENT} \\ 15 \div 5 = 3 \\ \text{DIVISOR} & & \end{array}$$



How to perform repeated subtraction:

- Subtract the divisor from the dividend until you reach zero.
- Count up how many times you subtracted.
- The number of times you subtracted equals the quotient!

Directions: Match the repeated subtraction on the left with the correct division sentence on the right.

$21 \div 7$

$16 \div 8$

$16 \div 4$

$18 \div 6$

$20 \div 5$

$$\begin{array}{r} 20 \\ -5 \\ \hline 15 \end{array} \quad \begin{array}{r} 15 \\ -5 \\ \hline 10 \end{array} \quad \begin{array}{r} 10 \\ -5 \\ \hline 5 \end{array} \quad \begin{array}{r} 5 \\ -5 \\ \hline 0 \end{array}$$

$$\begin{array}{r} 18 \\ -6 \\ \hline 12 \end{array} \quad \begin{array}{r} 12 \\ -6 \\ \hline 6 \end{array} \quad \begin{array}{r} 6 \\ -6 \\ \hline 0 \end{array}$$

$$\begin{array}{r} 21 \\ -7 \\ \hline 14 \end{array} \quad \begin{array}{r} 14 \\ -7 \\ \hline 7 \end{array} \quad \begin{array}{r} 7 \\ -7 \\ \hline 0 \end{array}$$

$$\begin{array}{r} 16 \\ -4 \\ \hline 12 \end{array} \quad \begin{array}{r} 12 \\ -4 \\ \hline 8 \end{array} \quad \begin{array}{r} 8 \\ -4 \\ \hline 4 \end{array} \quad \begin{array}{r} 4 \\ -4 \\ \hline 0 \end{array}$$

$$\begin{array}{r} 16 \\ -8 \\ \hline 8 \end{array} \quad \begin{array}{r} 8 \\ -8 \\ \hline 0 \end{array}$$

It's your Turn!

Use repeated subtraction to solve $20 \div 5$.

Show your work in the space provided.

Write the quotient on the answer line:


$20 \div 5 = \underline{4}$

$$\begin{array}{r} 16 \\ -4 \\ \hline 12 \end{array} \quad \begin{array}{r} 12 \\ -4 \\ \hline 8 \end{array} \quad \begin{array}{r} 8 \\ -4 \\ \hline 4 \end{array} \quad \begin{array}{r} 4 \\ -4 \\ \hline 0 \end{array}$$

Answer Sheet

Division :

Repeated Subtraction 2



Directions: Represent each division problem with repeated subtraction.

$$12 \div 6 = \underline{\quad}$$

$$\begin{array}{r} 12 \\ -6 \\ \hline 6 \end{array} \quad \begin{array}{r} 6 \\ -6 \\ \hline 0 \end{array}$$

$$15 \div 5 = \underline{\quad}$$

$$\begin{array}{r} 15 \\ -5 \\ \hline 10 \end{array} \quad \begin{array}{r} 10 \\ -5 \\ \hline 5 \end{array} \quad \begin{array}{r} 5 \\ -5 \\ \hline 0 \end{array}$$

$$24 \div 8 = \underline{\quad}$$

$$\begin{array}{r} 24 \\ -8 \\ \hline 16 \end{array} \quad \begin{array}{r} 16 \\ -8 \\ \hline 8 \end{array} \quad \begin{array}{r} 8 \\ -8 \\ \hline 0 \end{array}$$

$$18 \div 3 = \underline{\quad}$$

$$\begin{array}{r} 18 \\ -3 \\ \hline 15 \end{array} \quad \begin{array}{r} 15 \\ -3 \\ \hline 12 \end{array} \quad \begin{array}{r} 12 \\ -3 \\ \hline 9 \end{array} \quad \begin{array}{r} 9 \\ -3 \\ \hline 6 \end{array} \quad \begin{array}{r} 6 \\ -3 \\ \hline 3 \end{array} \quad \begin{array}{r} 3 \\ -3 \\ \hline 0 \end{array}$$

$$30 \div 5 = \underline{\quad}$$

$$\begin{array}{r} 30 \\ -5 \\ \hline 25 \end{array} \quad \begin{array}{r} 25 \\ -5 \\ \hline 20 \end{array} \quad \begin{array}{r} 20 \\ -5 \\ \hline 15 \end{array} \quad \begin{array}{r} 15 \\ -5 \\ \hline 10 \end{array} \quad \begin{array}{r} 10 \\ -5 \\ \hline 5 \end{array} \quad \begin{array}{r} 5 \\ -5 \\ \hline 0 \end{array}$$

$$27 \div 3 = \underline{\quad}$$

$$\begin{array}{r} 27 \\ -3 \\ \hline 24 \end{array} \quad \begin{array}{r} 24 \\ -3 \\ \hline 21 \end{array} \quad \begin{array}{r} 21 \\ -3 \\ \hline 18 \end{array} \quad \begin{array}{r} 18 \\ -3 \\ \hline 15 \end{array} \quad \begin{array}{r} 15 \\ -3 \\ \hline 12 \end{array} \quad \begin{array}{r} 12 \\ -3 \\ \hline 9 \end{array} \quad \begin{array}{r} 9 \\ -3 \\ \hline 6 \end{array} \quad \begin{array}{r} 6 \\ -3 \\ \hline 3 \end{array} \quad \begin{array}{r} 3 \\ -3 \\ \hline 0 \end{array}$$

What division fact does the repeated subtraction number sentence represent?

$$12 - 6 - 6$$

$$12 \div 6 = 2$$

$$24 - 8 - 8 - 8$$

$$24 \div 8 = 3$$

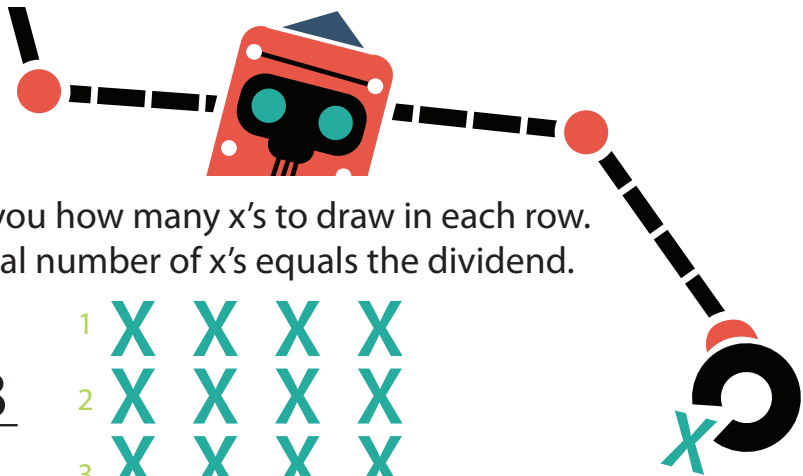
$$10 - 5 - 5$$

$$10 \div 5 = 2$$

Answer Sheet

Division :

Arrays for Division




Directions: The divisor tells you how many x's to draw in each row.
Draw rows of x's until the total number of x's equals the dividend.

Example: $12 \div 4 = \underline{3}$



Now you try! Draw an array for each division problem and record the quotient on the answer line.

$$28 \div 7 = \underline{4}$$



$$16 \div 4 = \underline{4}$$



$$18 \div 2 = \underline{9}$$




$$10 \div 5 = \underline{2}$$



$$12 \div 3 = \underline{4}$$



$$20 \div 5 = \underline{4}$$



What division problems do the arrays represent?



$$8 \div 4 = 2$$



$$18 \div 6 = 3$$

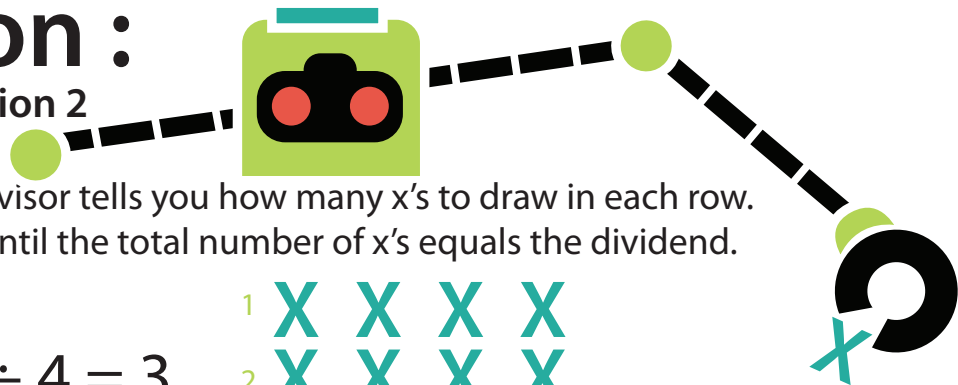


$$14 \div 2 = 7$$

Answer Sheet

Division :

Arrays for Division 2



Directions: The divisor tells you how many x's to draw in each row.
Draw rows of x's until the total number of x's equals the dividend.

Example: $12 \div 4 = \underline{3}$

1 X X X X
2 X X X X
3 X X X X

Now you try! Draw an array for each division problem and record the quotient on the answer line.

$$30 \div 6 = \underline{5}$$

X X X X X X
X X X X X X
X X X X X X
X X X X X X
X X X X X X

$$16 \div 2 = \underline{8}$$

X X
X X
X X
X X
X X
X X
X X
X X

$$20 \div 10 = \underline{2}$$

X X X X X X X X X X
X X X X X X X X X X

$$9 \div 3 = \underline{3}$$

X X X
X X X
X X X

$$12 \div 4 = \underline{3}$$

X X X X
X X X X
X X X X

$$11 \div 1 = \underline{11}$$

X
X
X
X
X
X
X
X
X
X
X

What division problems do the arrays represent?

X X X X X X X
X X X X X X X
X X X X X X X

$$21 \div 7 = 3$$

X X X
X X X
X X X
X X X
X X X
X X X

$$18 \div 3 = 6$$

X X X X X X X
X X X X X X X

$$14 \div 7 = 2$$

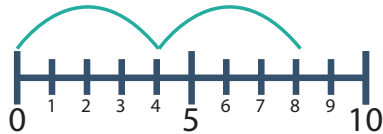
Answer Sheet

Division :

Hop to the Quotient!

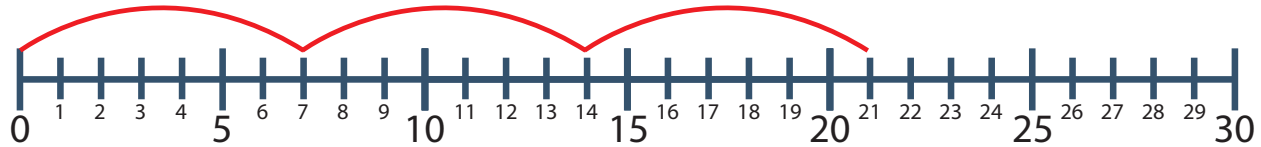
Hoppy the frog hopped down this number line to solve $8 \div 4$:

Example:

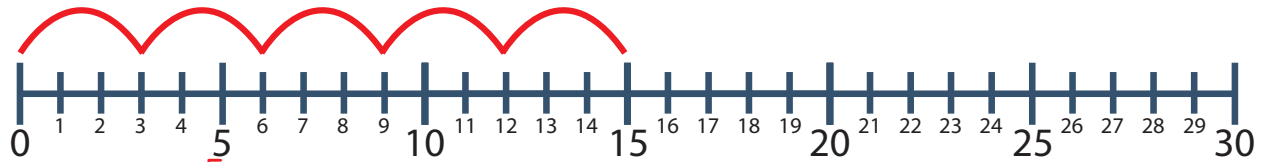


$$8 \div 4 = \underline{2}$$

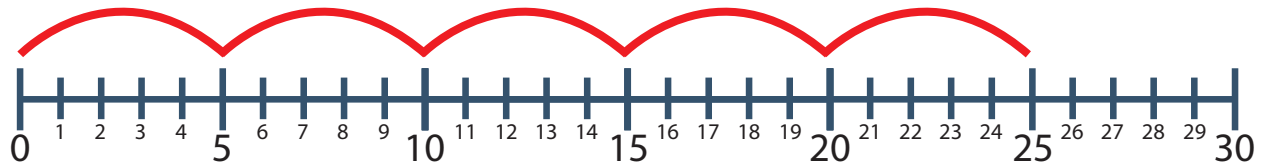
Directions: Hop down each number line to find the quotient (answer). Write your answer on the blank space.



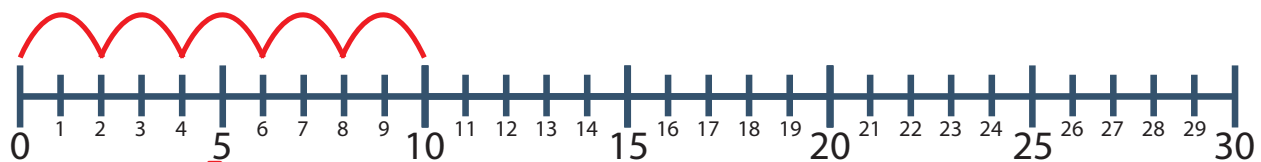
1. $21 \div 7 = \underline{3}$



2. $15 \div 3 = \underline{5}$



3. $25 \div 5 = \underline{5}$



4. $10 \div 2 = \underline{5}$

Answer Sheet

Division :

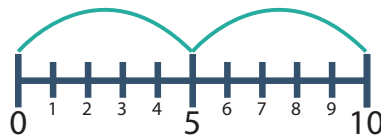
Skip-Count to the Quotient



How many times do you skip down the number line to find the quotient?

The divisor tells you how many numbers to count down the number line.

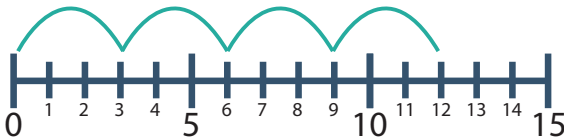
Example:



$$10 \div 5 = \underline{2}$$

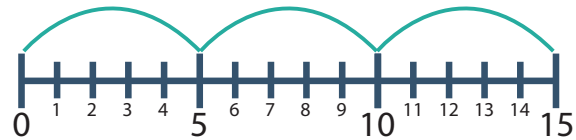
The divisor is 5, so you skip count by 5's down the number line. Since you hopped down the number line 2 times, the quotient is 2.

1.



$$12 \div 3 = \underline{4}$$

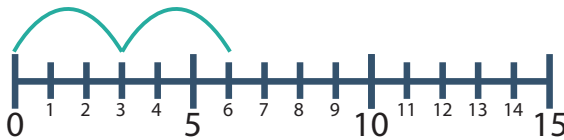
2.



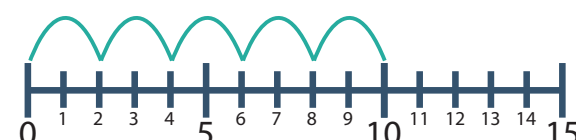
$$15 \div 5 = \underline{3}$$

Match each number line with the correct division sentence.

3.



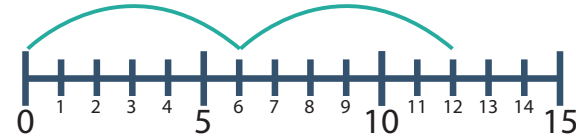
4.



5.



6.

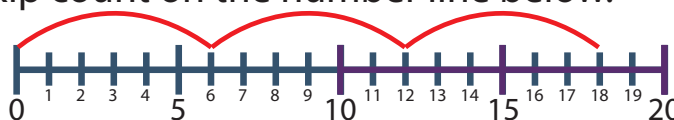


a. $12 \div 4 = \underline{3 \neq 5}$ b. $6 \div 3 = \underline{2 \neq 3}$ c. $10 \div 2 = \underline{5 \neq 4}$ d. $12 \div 2 = \underline{6 \neq 6}$

7. Now you try! Show how you skip count on the number line below.

• First, draw how you hop down the number line.

• Then, write the quotient on the answer line.




$$18 \div 6 = \underline{3}$$

Answer Sheet

Division :

Dividing Gummy Bears into Equal Groups


There are 20 gummy bears in Kimmie's candy jar.



Step 1: For each problem below draw a picture to show how 20 gummy bears are divided among the Kimmie's friends. You can use an "x" or other symbol to represent gummy bears in your drawing.

Step 2: Write a division sentence and solve.


Drawing:



Example: 2 best friends eat the 20 gummy bears.


Division sentence: $20 \div 2 = 10$

Kimmie's 4 friends eat the 20 gummy bears.




$20 \div 4 = 5$

Kimmie's 10 friends eat the 20 gummy bears.



$20 \div 10 = 2$


Kimmie's 5 friends eat the 20 gummy bears.



$20 \div 5 = 4$

Who ended up eating the most gummy bears?

1. Kimmie's 4 friends.
2. Kimmie's 5 friends.
3. Kimmie's 10 friends.




Answer Sheet

Division : Division Word Problems




Use one of the following strategies when solving the following word problems:

- Draw an array
- Draw Equal Groups
- Repeated Subtraction
- Multiplication Sentence



Write the strategy you used on the line provided and show your work.

James Has 15 cookies. He wants to divide them and give an equal number to his 3 friends. How many cookies should he give each friend?



$$\begin{array}{r} 15 \div 3 = 5 \\ \hline 5 \text{ cookies} \end{array}$$

Samantha has 28 books. She wants to divide them and make 4 equal stacks to lend to her friends. How many books should she put in each stack?



$$\begin{array}{r} 28 \div 4 = 7 \\ \hline 7 \text{ books} \end{array}$$

Mary is throwing a party. She has 20 soap hearts and wants to divide them equally into 5 party favor bags. How many soap hearts should she put in each bag?




$$\begin{array}{r} 20 \div 5 = 4 \\ \hline 4 \text{ soap hearts} \end{array}$$

Answer Sheet


Division :

Division Word Problems 2



Use one of the following strategies when solving the following word problems:

- Draw an array
- Draw Equal Groups
- Repeated Subtraction
- Multiplication Sentence



Write the strategy you used on the line provided and show your work.

Kenny has 14 juice boxes. He wants to divide them and give an equal number to his 7 friends. How many juice boxes should he give each friend?



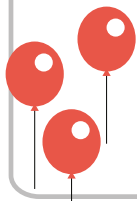
$$\begin{array}{r} 14 \div 7 = 2 \\ \hline 2 \end{array} \text{ juice boxes}$$

Chris has 8 bouncy balls. He wants to divide them and give an equal number to his 8 friends. How many bouncy balls should he give each friend?



$$\begin{array}{r} 8 \div 8 = 1 \\ \hline 1 \end{array} \text{ bouncy balls}$$

Ada is bringing balloons to the class party. She has 30 balloons and wants to divide them equally among the 10 students in her class. How many balloons should each student get?



$$\begin{array}{r} 30 \div 10 = 3 \\ \hline 3 \end{array} \text{ balloons}$$

Answer Sheet

Division :

Make a Match



Directions: Draw a line from the word or phrase on the left side of the page to the phrase that best describes that word or phrase on the right side of the page.

Dividend

Quotient

Draw an Array

Skip Count

Repeated Subtraction

Divisor

Count by the divisor until you get the dividend and then count up your rows.

Count backwards by the value of the divisor.

Subtract the divisor until you reach 0.

The number of groups that the dividend is being separated into.

The larger number that is being divided into smaller groups.

The answer to a division problem.