

GEOMETRY

Shape Up

3RD
Grade



Table of Contents

Geometry Shape Up

Octagon: Finding the Way Home

Hexagon: Finding the Way Home

Naming Quadrilaterals *

Polygons: Name That Shape *

What is a Polygon?

Drawing & Identifying Polygons

Drawing Polygons

Trapezoid: Find the Hidden Word

Parallelogram: Find the Hidden Word *

Figure This!


Shape Up!

Certificate of Completion

Answer Sheets


** Has an Answer Sheet*


Want more workbooks? Join Education.com Plus to save time and money.
<http://www.education.com/education-plus/>



Octagon: Finding The Way Home

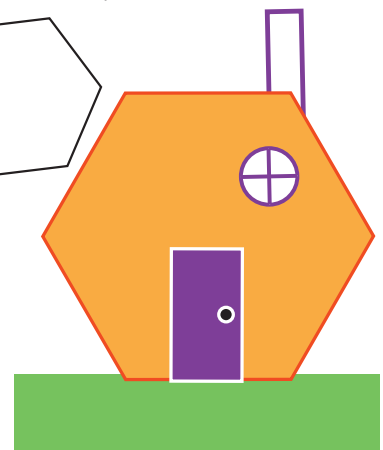

Help Mr. Octagon find his way home by coloring a path. He can only follow the path with the same shape as his name.





Hexagon: Finding The Way Home

Help Mr. Hexagon find his way home by coloring a path. He can only follow the path with the same shape as his name.




Naming Quadrilaterals

Quadrilaterals are polygons with four edges (sides), four vertices (corners).

Choose the word from the word bank and write the correct name of each quadrilateral.


Kite




Rhombus




Trapezoid




Rectangle




Square



Parallelogram

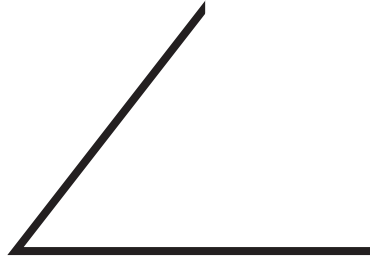




Polygons: Name That Shape

Use a ruler to draw a line to complete each shape. Do you know the name of the shape? Write it down on the line provided.

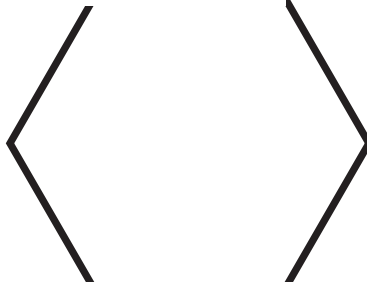


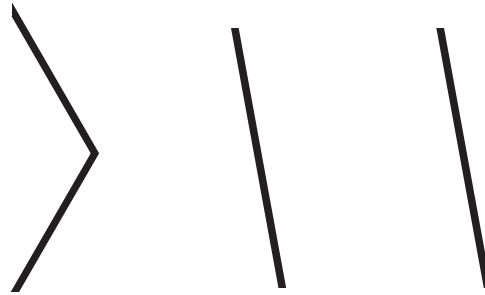


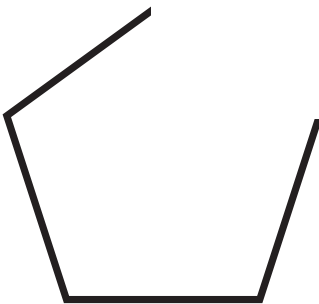


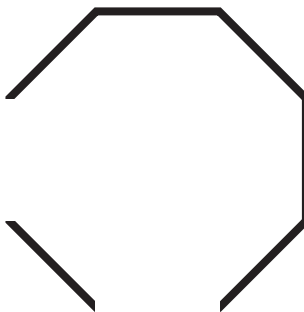













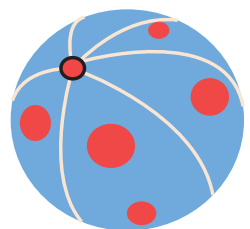



What is a Polygon?

A polygon is a closed figure with straight sides. Color in the shapes below that are polygons.

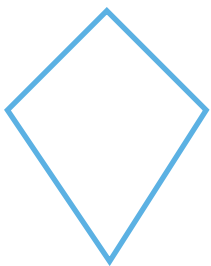


Which of these objects is made of polygons? Circle it.


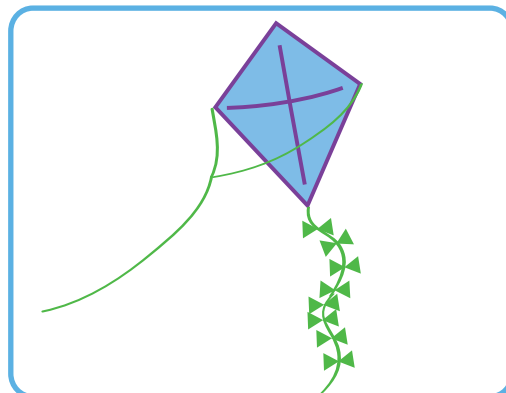


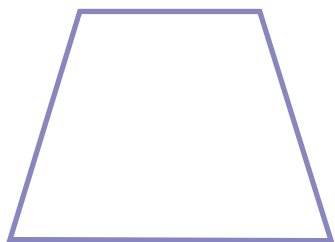
Drawing & Identifying Polygons



Write the name of each polygon on the blank space, then draw an object that is made from that polygon. See the example.




Kite











Drawing Polygons

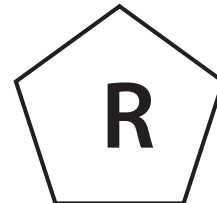
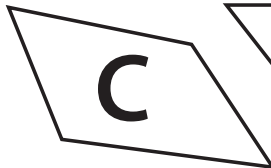

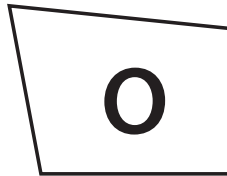



A polygon is a closed figure with straight sides. Draw polygons to complete the first picture and draw shapes that are *not* polygons to complete the second picture.






Trapezoid: Find the Hidden Word

There is one trapezoid in each line. Identify which one it is by coloring it in. Use the letter in each trapezoid to spell out the hidden word.

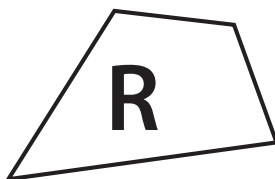
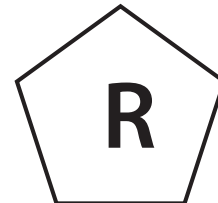
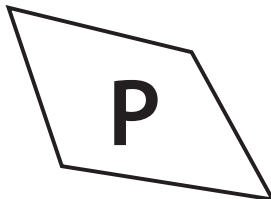
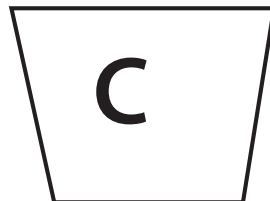






The Hidden Word: _ _ _ _ _



Parallelogram: Find the Hidden Word

There is one parallelogram in each line. Identify which one it is by coloring it in. Use a letter in each parallelogram to spell out the hidden word.



The Hidden Word: _ _ _ _ _

Figure This!

Read about each **solid figure**.

Three-dimensional, or 3-D, figures are also called **solid figures**.


- ★ The bottom of a solid figure is called the **base**.
- ★ The sides of a solid figure are called **faces**.



A **cube** is a solid figure with six equal square faces.



A **rectangular prism** is a solid figure with six rectangular faces.



A **sphere** is a round solid figure with all points at an equal distance from the center.




A **cone** is a solid figure that has a circular base and comes to a point at the top.



A **cylinder** is a solid figure with two equal circular bases.

Can you identify **four** solid figures in the drawing?



Shape Up

Draw a line to match each **solid figure** to its name.



cone



rectangular prism



cylinder




sphere



cube

Identify **three** solid figures in the drawing.





Great job!

is an Education.com math superstar



Answer Sheets

Geometry Shape Up

Naming Quadrilaterals
Polygons: Name That Shape
Parallelogram: Find the Hidden Word

Want more workbooks? Join Education.com Plus to save time and money.
<http://www.education.com/education-plus/>


Answer Sheet

Math
Geometry

Naming Quadrilaterals

Quadrilaterals are polygons with four edges (sides), four vertices (corners).
Choose the word from the word bank and write the correct name of each quadrilateral.

Kite




SQUARE

Rhombus




RECTANGLE

Trapezoid




KITE

Rectangle




PARALLELOGRAM

Square




TRAPEZOID

Parallelogram




RHOMBUS

Answer Sheet

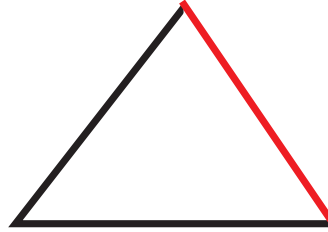


Polygons: Name That Shape

Use a ruler to draw a line to complete each shape. Do you know the name of the shape? Write it down on the line provided.



SQUARE



TRIANGLE



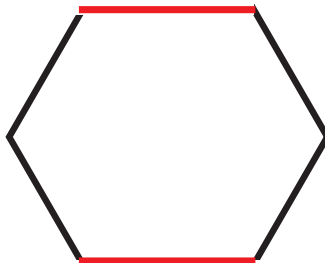
RECTANGLE




PARALLELOGRAM



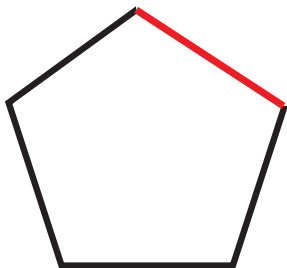
TRAPEZOID



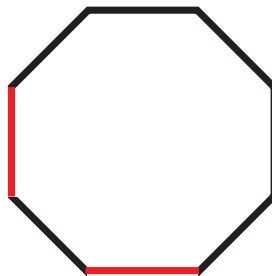
HEXAGON



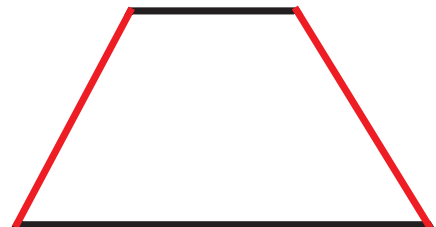
PARALLELOGRAM



PENTAGON




OCTAGON



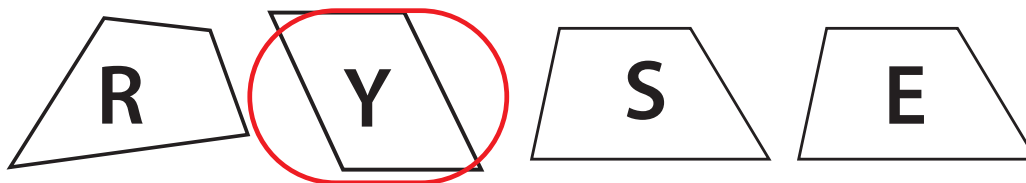
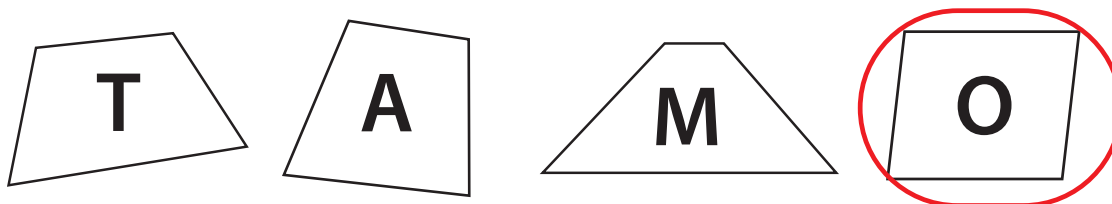
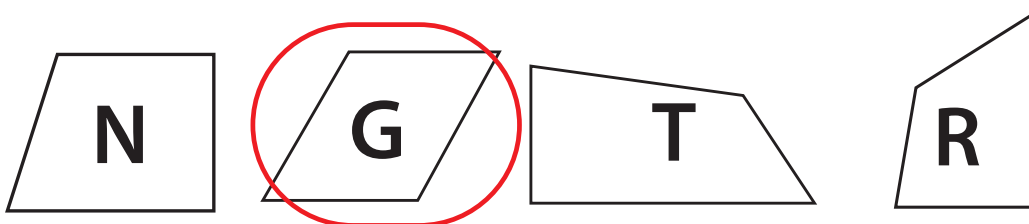
TRAPEZOID

Answer Sheet



Parallelogram: Find the Hidden Word

There is one parallelogram in each line. Identify which one it is by coloring it in. Use a letter in each parallelogram to spell out the hidden word.



The Hidden Word: G R O O V Y