

# Writing

skills

1<sup>st</sup>  
GRADE

Can you  
**write**  
a **story**  
about  
the picture?



# Table of Contents

---

## First Grade Writing Skills

Punctuation Fill-In  
Punctuation Match-Up  
Correct the Capitals #1  
Correct the Capitals #2  
Write the Sight Words: "Has"  
Write the Sight Words: "May"  
Write the Sight Words: "After"  
Write the Sight Words: "Could"  
Science Time: Earth  
Science Time: The Sun  
Science Time: Comet  
Using Sight Words #1  
Using Sight Words #2  
Using Sight Words #3  
Using Sight Words #4  
Using Sight Words #5  
Tell the Story: Fishing  
Writing Stories: It's raining, it's pouring...  
How's the Weather Today?  
Story Starter: Alien Family Trip  
Story Starter: Alien Butterfly Catcher  
Antler Antics Story Starter  
Skating Cow Story Starter  
Giraffe Story Starter  
Story Starter

*Certificate of Completion*

Want more workbooks? Join [Education.com Plus](http://www.education.com/education-plus/) to save time and money.  
<http://www.education.com/education-plus/>

# Punctuation Fill-In

Fill in the blanks. Use a period, exclamation point, or question mark. In some cases, more than one type of mark can be correct.

1.) The car is red\_\_\_\_

2.) Where is the dog\_\_\_\_

3.) I love ice cream\_\_\_\_

4.) What time is it\_\_\_\_

5.) You're great\_\_\_\_

6.) Cats like milk\_\_\_\_



# Punctuation Match-Up


Match each punctuation mark to its name.

question mark

period

exclamation point

comma



Write your own sentence, using at least one punctuation mark.

Four sets of horizontal lines for writing, each consisting of a solid top line, a dashed middle line, and a solid bottom line.

# Correct the Capitals


Re-write the passage below.  
Correctly capitalize all the words.

my Name is kimiko. i'm from japan. i'm  
Seven years old and i have one brother.  
his name is ryo. we live in a City called  
nara. i Love to sing and play Tennis.



# Correct the Capitals

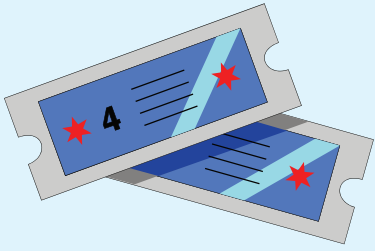
Re-write the passage below. Correctly capitalize all the words.



once upon a Time, there was a boy  
named frank. frank wanted to Be an  
astronaut and visit the Moon. he hoped  
one day he would see earth from Space.

# Write the Sight Words

Look at the sight word, trace the dotted lines,  
then write it yourself!



has



h

h a s

has

Sam \_\_\_\_\_ tickets

to the show tonight.



# Write the Sight Words

Look at the sight word, trace the dotted lines,  
then write it yourself!



may



m

m a y

may

Yes, you \_\_\_\_\_ go  
out to play.





# Write the Sight Words

Look at the sight word, trace the dotted lines,  
then write it yourself!



after



a

a f t e r

a f t e r

May we have dessert  
\_\_\_\_\_ dinner?



# Write the Sight Words

Look at the sight word, trace the dotted lines,  
then write it yourself!



could



c

c o u l d

could

You read

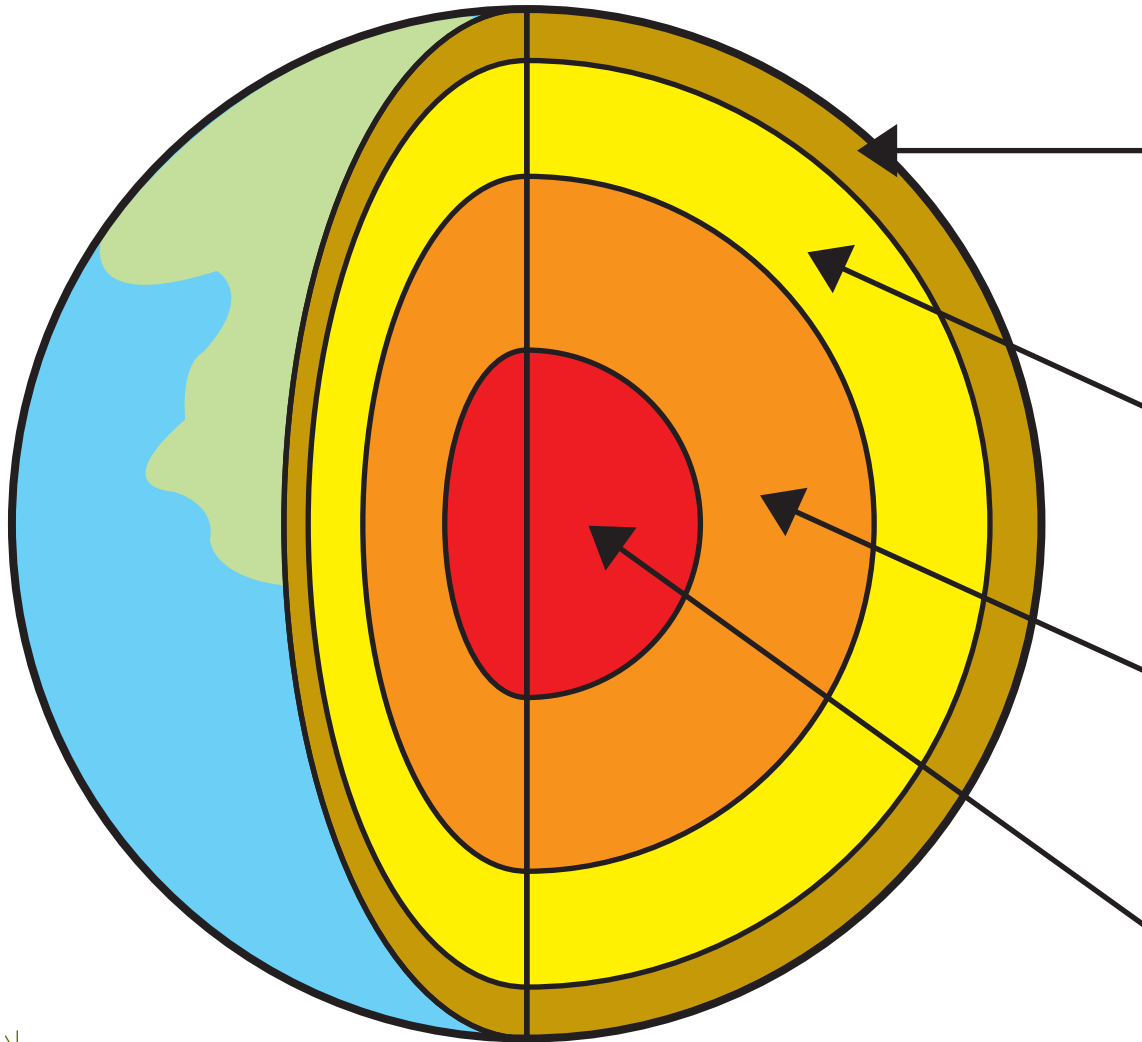
this book instead.



# SCIENCE TIME : EARTH

Our planet Earth is made up of four major layers. The thin, outermost layer where we live is called the **CRUST**. Beneath the crust is a rocky shell called the **MANTLE**. The next layer down is the **OUTER CORE**, which is liquid. Below the outer core is the **INNER CORE**. The inner core is solid.

Label each layer of the Earth below using what you've learned.



---

---

---

---

---

---

---

---

---

---

---

---

---

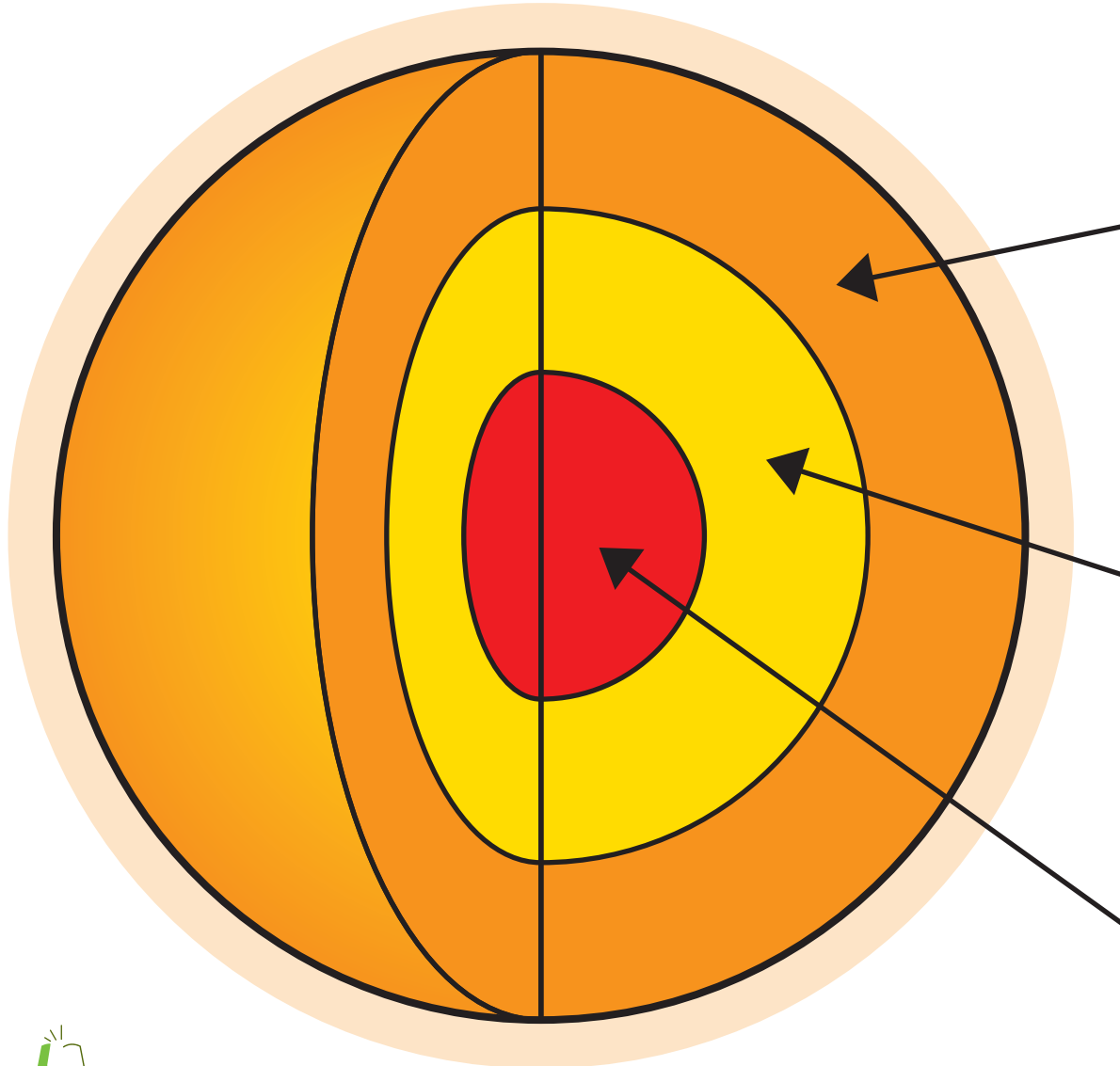
---

---

---

# SCIENCE TIME : THE SUN

The Sun is the star at the center of our Solar System which provides us with light. The Sun's outer layer is called the **CONVECTIVE ZONE**. The next layer is the **RADIATIVE ZONE**. The innermost layer of the Sun is called the **CORE**. Label each layer of the Sun below using what you've learned.



\_\_\_\_\_

\_\_\_\_\_

\_\_\_\_\_

**Zone**

\_\_\_\_\_

\_\_\_\_\_

\_\_\_\_\_

\_\_\_\_\_

\_\_\_\_\_

**Zone**

\_\_\_\_\_

\_\_\_\_\_

# SCIENCE TIME : COMET

Comets are members of the solar system that look like snowballs zipping around the sun. Comets are composed of three main parts. The rocky center of a comet is called the **NUCLEUS**. The gas and dust surrounding the nucleus is the **COMA**. Following behind the coma is the **TAIL**, which is the easiest part of a comet to see in the night sky. Label each part of a comet below using what you've learned.

---

---

---

---

---

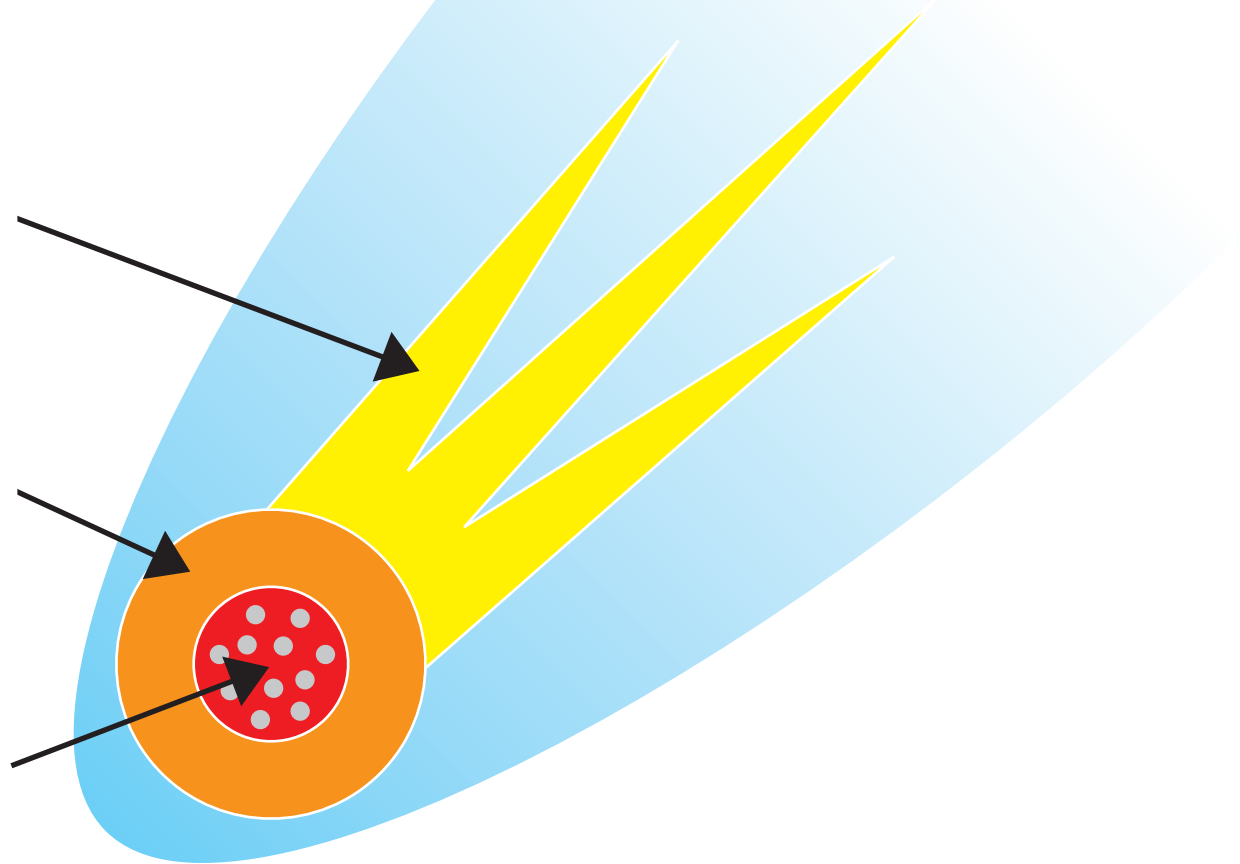
---

---

---

---

---



# Using Sight Words

Write four sentences using one of the words from the box in each sentence



any      them      over      let


Four sets of handwriting practice lines, each consisting of a solid top line, a dashed middle line, and a solid bottom line.



# Using Sight Words

Write four sentences using one of the words from the box in each sentence

as      think      live      could




Four sets of primary writing lines (top solid, middle dashed, bottom solid) for practicing sentence writing.

# Using Sight Words

Write four sentences using one of the words from the box in each sentence

take of some has



Four sets of horizontal lines for writing practice, each consisting of a solid top line, a dashed middle line, and a solid bottom line.





# Using Sight Words

Write four sentences using one of the words from the box in each sentence

going when stop just



Four sets of handwriting practice lines, each consisting of a solid top line, a dashed middle line, and a solid bottom line.



# Using Sight Words

Write four sentences using one of the words from the box in each sentence

thank once were his



Four sets of horizontal lines for writing practice. Each set consists of a solid top line, a dashed middle line, and a solid bottom line, providing a guide for letter height and placement.



Write a story about the scene below. Look at it closely, and try to mention everything you see. Use your imagination! When you're done, color the scene using crayons or colored pencils.




# It's raining, it's pouring...

What do you like to  
do on a rainy day?



# How's the Weather today?

Write a sentence describing the weather shown.




Four sets of horizontal lines for writing, each consisting of a solid top line, a dashed middle line, and a solid bottom line.



Four sets of horizontal lines for writing, each consisting of a solid top line, a dashed middle line, and a solid bottom line.




Four sets of horizontal lines for writing, each consisting of a solid top line, a dashed middle line, and a solid bottom line.

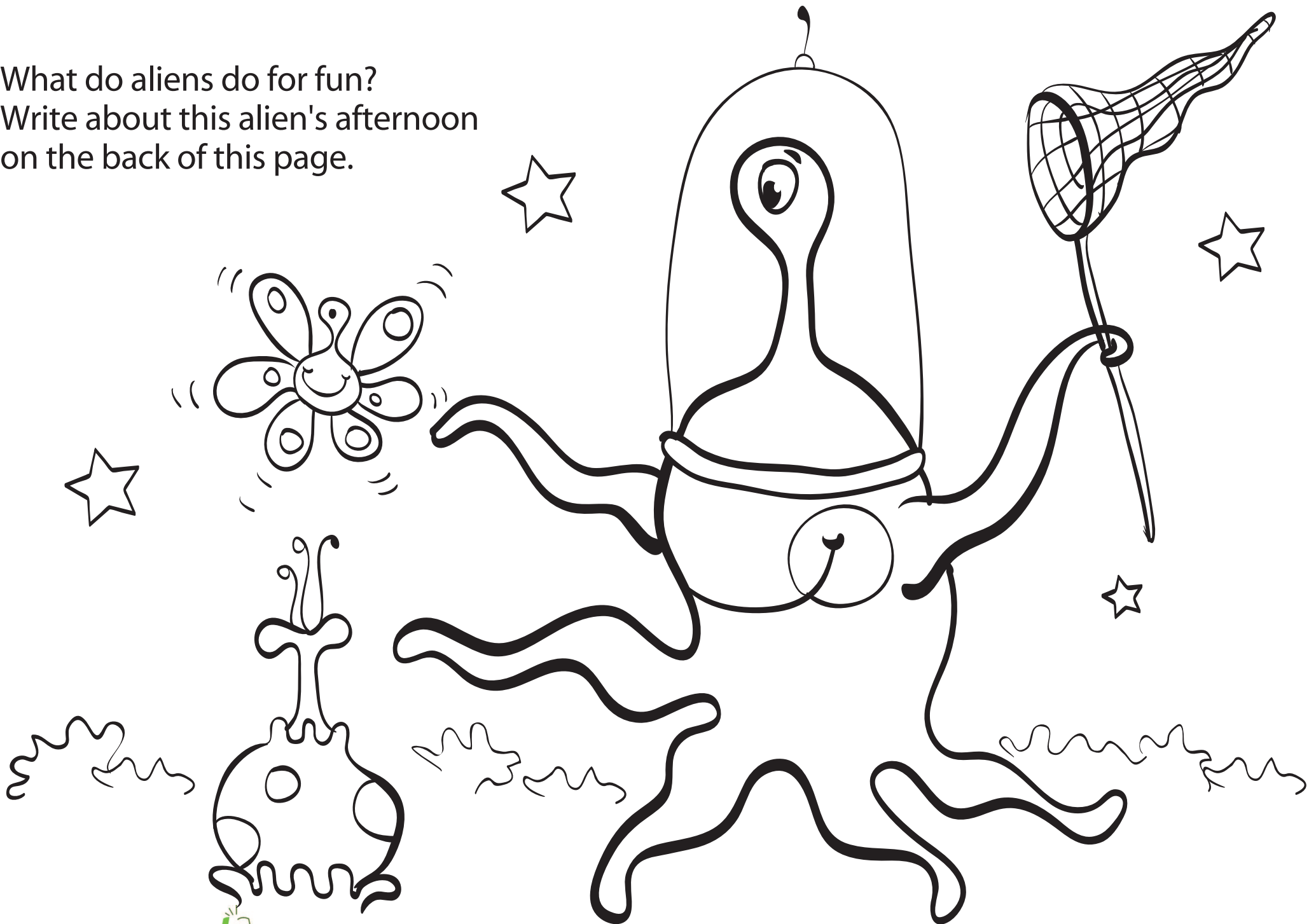


Four sets of horizontal lines for writing, each consisting of a solid top line, a dashed middle line, and a solid bottom line.

Where is this alien family going?  
Write a story about their trip on the back of this page.



What do aliens do for fun?  
Write about this alien's afternoon  
on the back of this page.





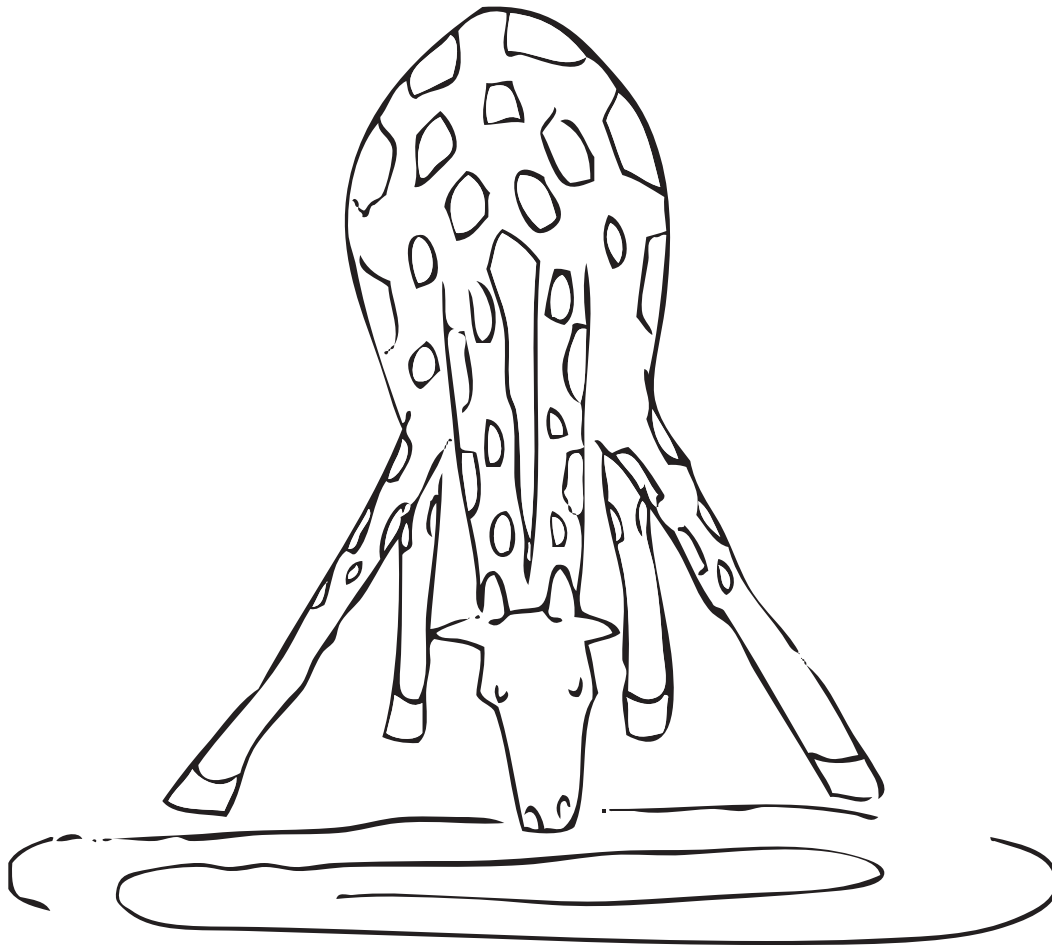
Oh no! How did this happen? How will the deer get his antlers back? Write the story on the back of this page.



What is the skating cow thinking about?  
Write your story on the back of this page.



Have you ever seen a giraffe drink water? Where?



Write a story below:

---

---

---

---

---

Note: More worksheets at [www.education.com/worksheets](http://www.education.com/worksheets)

What is this bear doing?



Write a story below:

---

---

---

---

---

Note: More worksheets at [www.education.com/worksheets](http://www.education.com/worksheets)



# Great job!

---

is an Education.com writing superstar

