

# Make Believe

1<sup>st</sup>  
GRADE

ft.

1

2

3

4

5

6

7

feet



$$4 + 2 =$$




$$12 + 5 =$$



$$7 + 7 =$$



$$8 + 1 =$$



# Table of Contents

---

## **Make Believe**

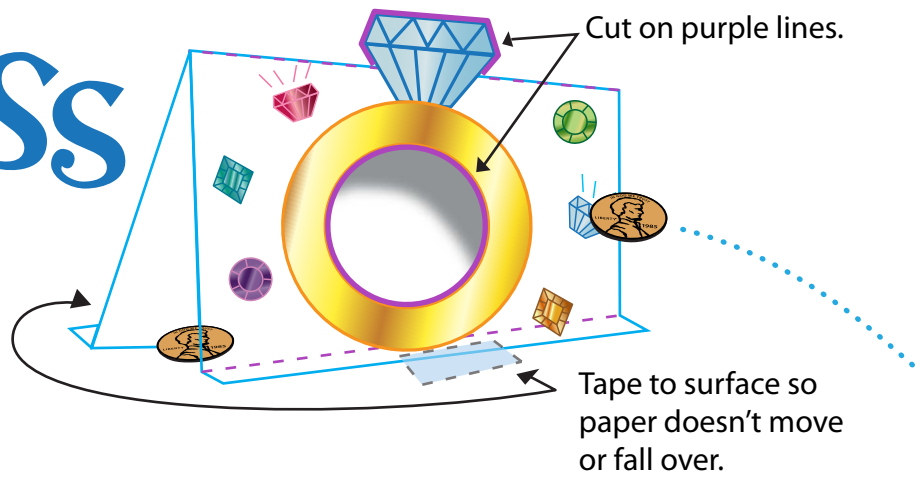
Ring Toss  
Fairy Addition #1  
Fairy Coloring Page #1  
Cinderella: Fairy Tale Storyboards  
Fairy Addition #2  
Fairy Addition #3  
Pretty Princess Fairy  
Rapunzel's Braid Chart  
Fairy Addition #4  
Fairy Addition #5  
Sports Fairies  
Rapunzel Math  
Fairy Addition #6  
Finish the Drawing: Rapunzel's Hair  
Fairy Addition #7  
Color By Number: Fairy  
Fairy Coloring Page #2  
Finish the Drawing: Rapunzel's Tower  
Rapunzel's Rescue  
Castle Maze  
Creative Writing  
Floral Jewel Crown

*Certificate of Completion*

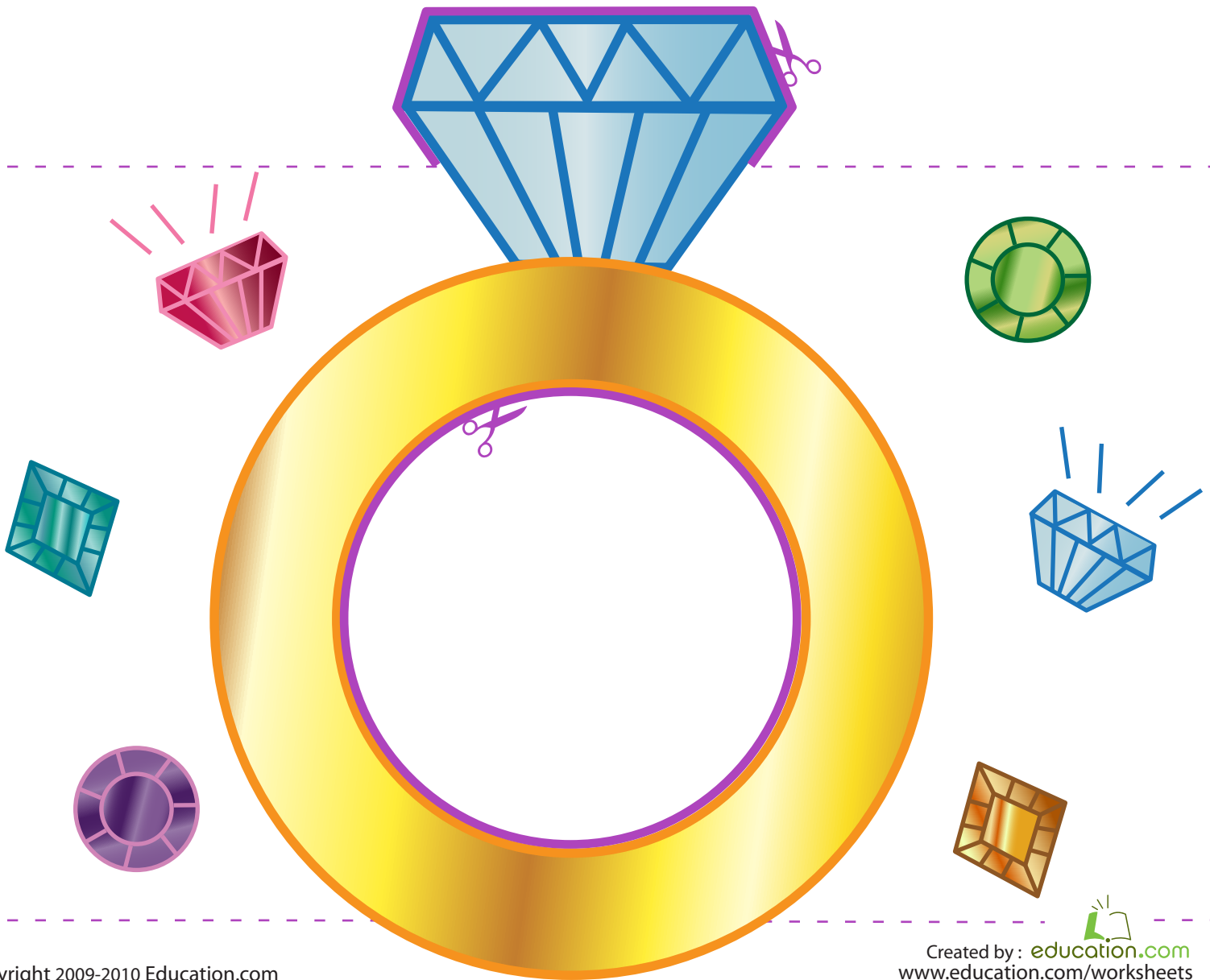
Want more workbooks? Join Education.com Plus to save time and money.  
<http://www.education.com/education-plus/>

# RING Toss

Take turns tossing pennies into the ring.  
The one who makes the most pennies in, wins!



- 1 Have a grown-up help cut and fold this game.
- 2 Cut on purple lines.
- 3 Fold on dotted lines so paper stands up like a tent. You may have to adjust the folding due to printer results.
- 4 Tape paper flap to surface so it won't move if a penny hits it.





# Fairy Addition

Add together the numbers below  
and write down how many there are!



$$\begin{array}{r} 2 \\ + 2 \\ \hline \end{array}$$

$$\begin{array}{r} 3 \\ + 3 \\ \hline \end{array}$$

$$\begin{array}{r} 4 \\ + 4 \\ \hline \end{array}$$

$$\begin{array}{r} 5 \\ + 5 \\ \hline \end{array}$$

$6 + 6 =$

$7 + 7 =$

$8 + 8 =$

$9 + 9 =$

$10 + 10 =$



Color The Fairy!





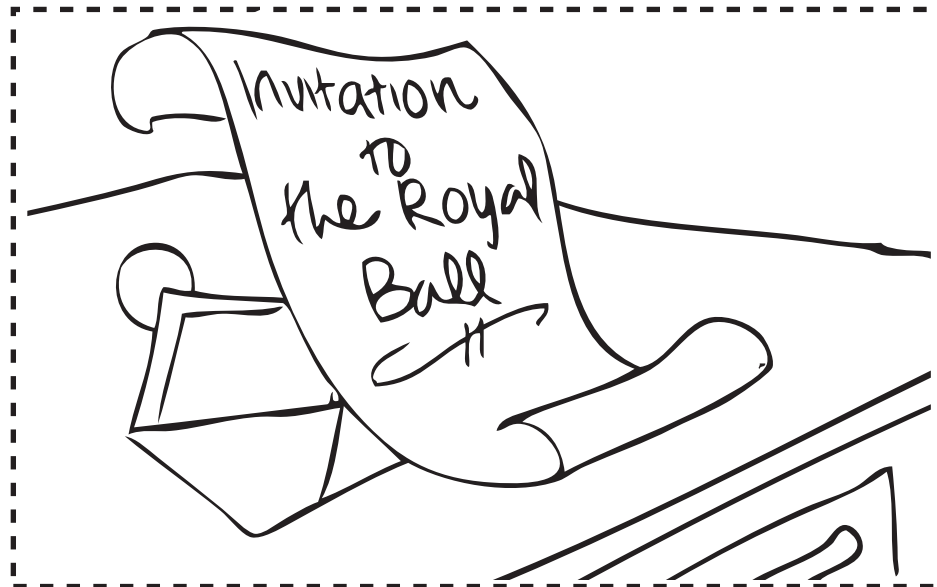


# CINDERELLA - fairytale storyboards

Oh no! This story has gotten all mixed up. Can you put the scenes from this classic fairytale back in the right place? Color and cut out the storyboards and place them in the correct order.






# CINDERELLA - fairytale storyboards

Oh no! This story has gotten all mixed up. Can you put the scenes from this classic fairy tale back in the right place? Color and cut out the storyboards and place them in the correct order.



# CINDERELLA - fairytale storyboards

Oh no! This story has gotten all mixed up. Can you put the scenes from this classic fairytale back in the right place? Color and cut out the storyboards and place them in the correct order.







# Fairy Addition

Add together the numbers below and write down how many there are!



$$\begin{array}{r} 3 \\ + 2 \\ \hline \end{array}$$

---

---

---

$$\begin{array}{r} 4 \\ + 3 \\ \hline \end{array}$$

---

---

---

$$\begin{array}{r} 5 \\ + 4 \\ \hline \end{array}$$

---

---

---

$$\begin{array}{r} 4 \\ + 6 \\ \hline \end{array}$$

---

---

---

$5 + 3 =$

---

---

---

$7 + 2 =$

---

---

---

$9 + 1 =$

---


---

$5 + 5 =$

---

---

How many flowers are there all together?





# Fairy Addition

Add together the numbers below  
and write down how many there are!



$$\begin{array}{r} 5 \\ + 5 \\ \hline \end{array}$$

$$\begin{array}{r} 2 \\ + 7 \\ \hline \end{array}$$

$$\begin{array}{r} 9 \\ + 1 \\ \hline \end{array}$$

$$\begin{array}{r} 3 \\ + 6 \\ \hline \end{array}$$

$7 + 3 =$

$4 + 5 =$

$8 + 1 =$

$3 + 4 =$

$6 + 2 =$

Color The Fairy!

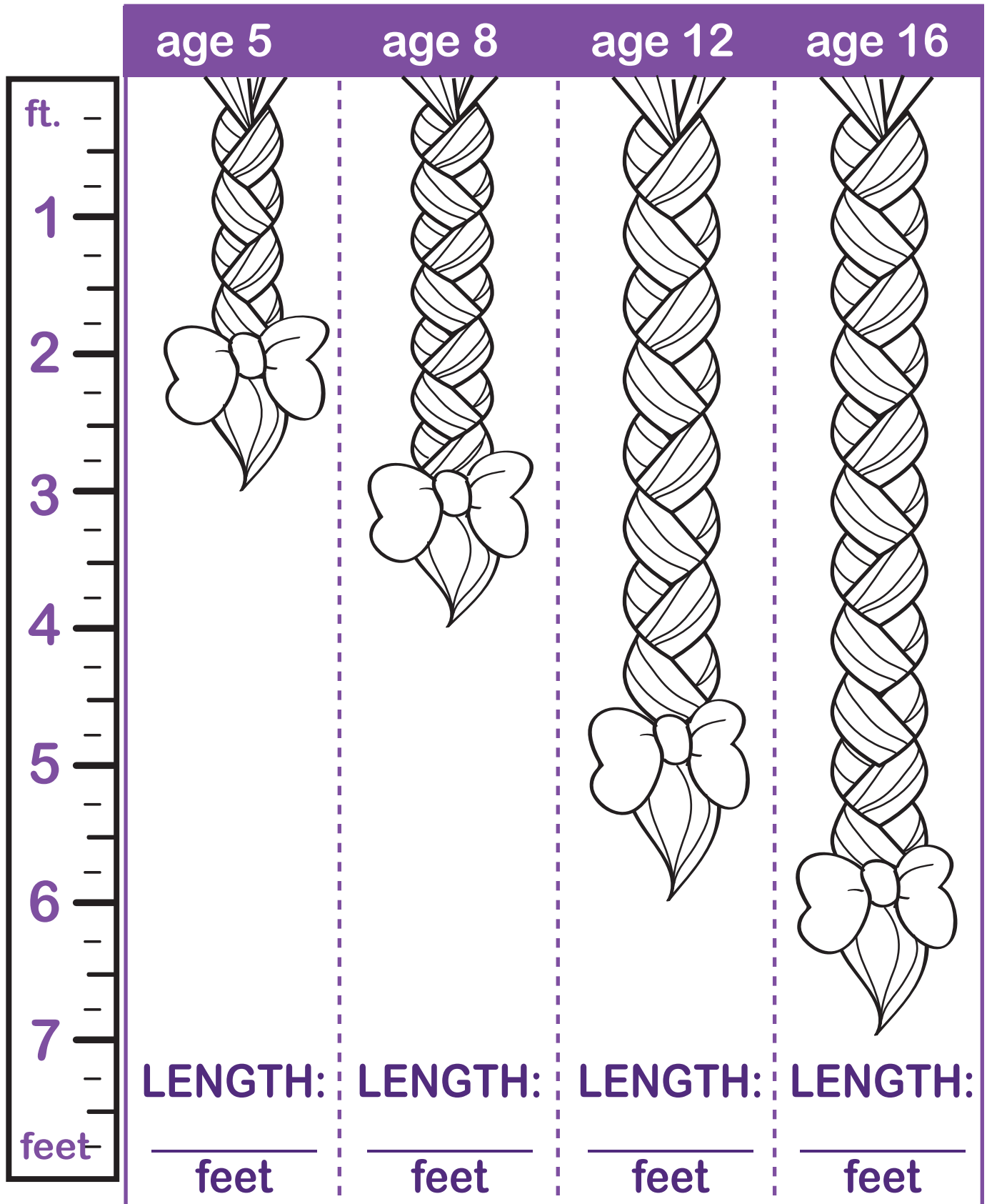


# Pretty Princess Fairy



# RAPUNZEL'S BRAID CHART

Help Rapunzel measure the length of her braid in feet by using the ruler on the side .





# Fairy Addition

Add together the numbers below  
and write down how many there are!



$$\begin{array}{r} 2 \\ + 2 \\ \hline \end{array}$$

---

---

---

$$\begin{array}{r} 2 \\ + 3 \\ \hline \end{array}$$

---

---

---

$$\begin{array}{r} 3 \\ + 4 \\ \hline \end{array}$$

---

---

---

$$\begin{array}{r} 4 \\ + 1 \\ \hline \end{array}$$

---

---

---

$2 + 3 =$

---

---

---

$3 + 2 =$

---

---

---

$4 + 1 =$

---


---

$3 + 4 =$

---

---

How many fairies are there all together?





# Fairy Addition

Add together the numbers below  
and write down how many there are!



$$\begin{array}{r} 3 \\ + 4 \\ \hline \end{array}$$

\_\_\_\_\_

-----

\_\_\_\_\_

$$\begin{array}{r} 6 \\ + 2 \\ \hline \end{array}$$

\_\_\_\_\_

-----

\_\_\_\_\_

$$\begin{array}{r} 7 \\ + 3 \\ \hline \end{array}$$

\_\_\_\_\_

-----

\_\_\_\_\_

$$\begin{array}{r} 5 \\ + 4 \\ \hline \end{array}$$

\_\_\_\_\_

-----

\_\_\_\_\_

$8 + 2 =$

-----

\_\_\_\_\_

\_\_\_\_\_

$6 + 3 =$

-----

\_\_\_\_\_

\_\_\_\_\_

$3 + 5 =$

-----

\_\_\_\_\_

\_\_\_\_\_

$4 + 4 =$

-----

\_\_\_\_\_

\_\_\_\_\_

$4 + 2 =$

-----

\_\_\_\_\_


\_\_\_\_\_

$7 + 1 =$

-----

\_\_\_\_\_






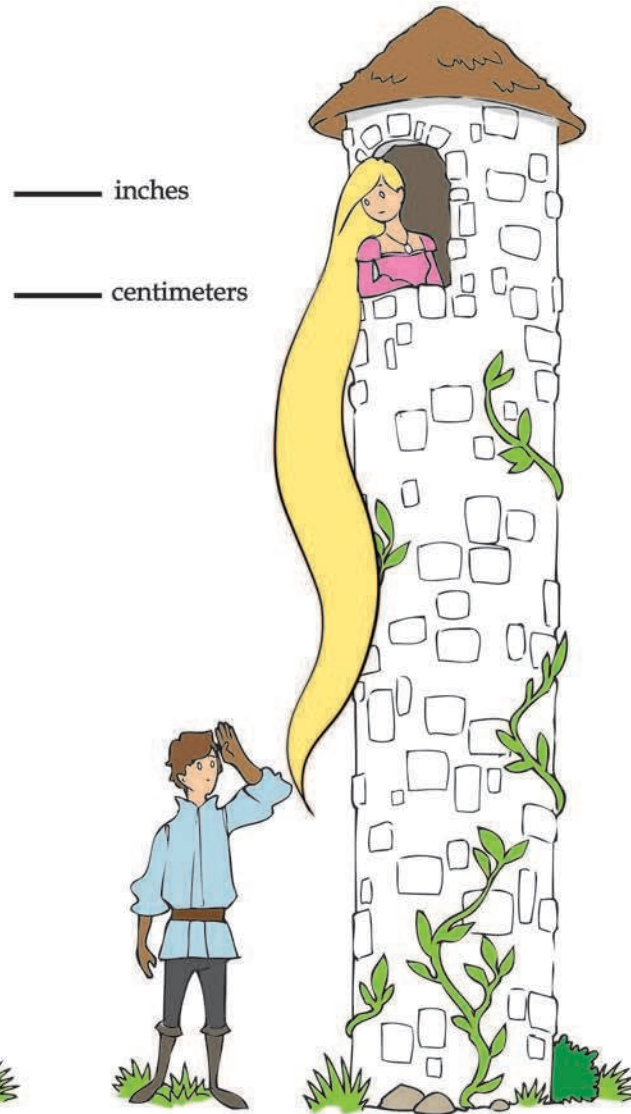

Sports  
FAIRIES  
COLLECTION

## Dainty on the Diamond



# Rapunzel Math!

**Directions:** Rapunzel must let down her hair so the prince can climb up to her window! Use a ruler to measure how long her hair is. Start from the top of her head, to the bottom tip of her hair. Measure the length in both inches and centimeters.







# Fairy Addition



Add together the numbers below  
and write down how many there are!

$$\begin{array}{r} 15 \\ + 4 \\ \hline \end{array}$$

$$\begin{array}{r} 13 \\ + 6 \\ \hline \end{array}$$

$$\begin{array}{r} 14 \\ + 5 \\ \hline \end{array}$$

$$\begin{array}{r} 12 \\ + 8 \\ \hline \end{array}$$

$$9 + 7 =$$



$$15 + 5 =$$

$$14 + 4 =$$

$$12 + 7 =$$

$$8 + 8 =$$

Color The Fairy!



# FINISH THE DRAWING: RAPUNZEL'S HAIR

Help Rapunzel style her hair by finishing the drawing with a crazy hairdo!





# Fairy Addition

Add together the numbers below  
and write down how many there are!



$$\begin{array}{r} 10 \\ + 5 \\ \hline \end{array}$$

$$\begin{array}{r} 11 \\ + 4 \\ \hline \end{array}$$

$$\begin{array}{r} 10 \\ + 9 \\ \hline \end{array}$$

$$\begin{array}{r} 12 \\ + 6 \\ \hline \end{array}$$

$12 + 5 =$

$13 + 3 =$


$17 + 1 =$

$14 + 4 =$

$15 + 2 =$

Color The Fairy!






What is hiding in those numbers?

3 - Green, 8 - Pink, 16 - Red, 28 - Yellow, 39 - Light blue




# FINISH THE DRAWING: RAPUNZEL'S TOWER

Draw in the rest of Rapunzel's tower.




# RAPUNZEL'S RESCUE

Help Rapunzel's prince through the tower maze to rescue Rapunzel.




# Castle Maze

Help the prince through the castle maze to save the princess inside. Good luck!




START





# Creative Writing

Create a story on the next page about these two characters. Give them names and a background. Your story can be about anything you'd like, but add elements like setting, a problem, and a solution to the problem or an ending. Have fun!



# Creative Writing

# Floral Jewel Crown


## Directions:

Color and decorate your crown and cut it out.

Cut and attach a strip to each side with glue or tape.


You may need additional paper.

Cut the strips to fit your head.



glue  
to back of  
crown

glue  
to back of  
crown



# Great job!

---

is an Education.com math superstar

