


Measure It

P
Preschool



Shorter



Longer

Same Size

Smaller

Bigger





Table of Contents

Measure It




Show Me Shorter
Show Me Taller
Show Me Longer
Which Tree Will It Be?
Which Hose Goes?
Which Garden Tool is Bigger?
Fruit and Veggie Fun
Looks the Same to Me!
Find Items That Are the Same Size
Find Items That Are Shorter
Measure It!
What Can My Paper Clips Measure?
Measure and Color the Height
Measure and Color the Length
I'll Measure the Length Myself
I'll Measure the Height Myself

Certificate of Completion

Want more workbooks? Join Education.com Plus to save time and money.
<http://www.education.com/education-plus/>



SHOW ME SHORTER!

Name the shape in each row.
Draw the shape again in the space next to it, but make your shape **shorter** than the one given.



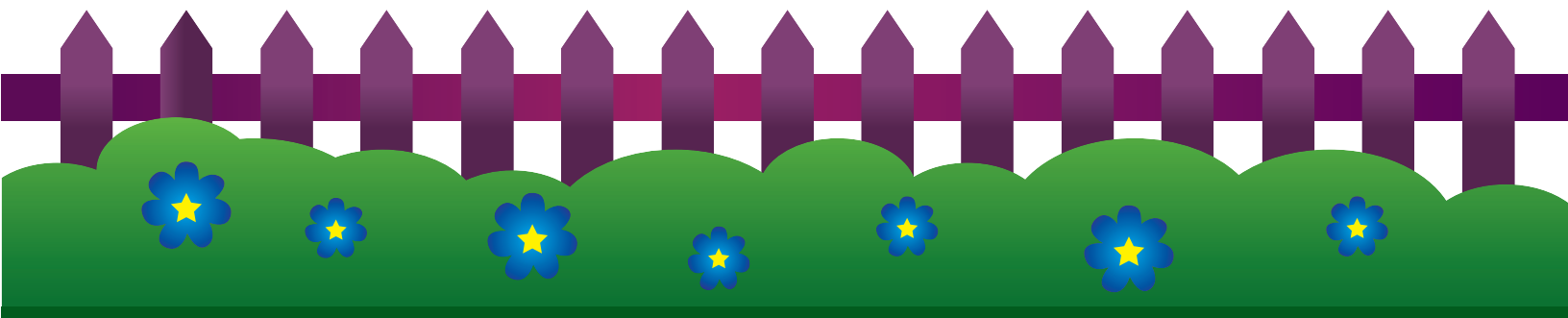
SHOW ME TALLER!

Name the shape in each row. Draw the shape again in the space next to it, but make your shape **taller** than the one given.



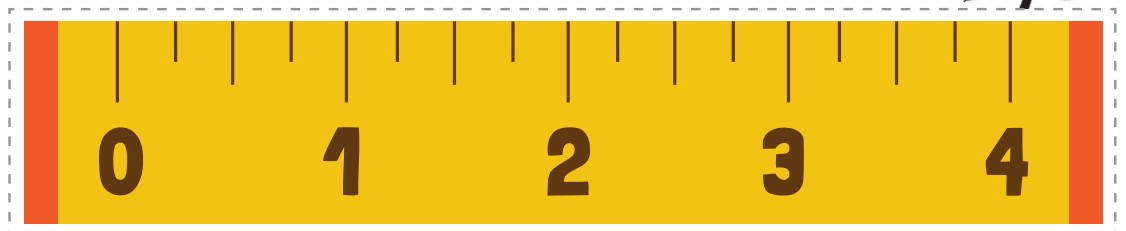




SHOW ME LONGER!

Your garden needs water to grow, but the hoses are too short to reach it! Under each picture draw a line that is **longer** than the hose.



WHICH TREE WILL IT BE?

We're looking for the perfect tree! Our measuring tape will help us. Cut out the measuring tape and measure each tree. If 2 trees are the same height, circle them.

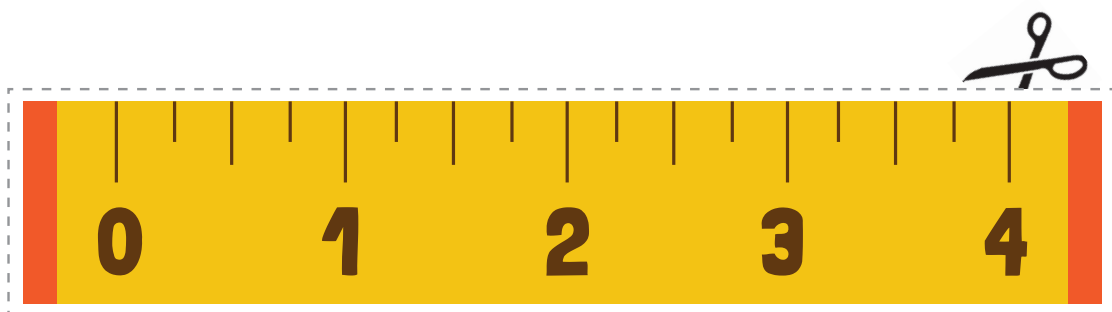





WHICH HOSE GOES?




We're looking for the hose that is long enough to water our garden! Our measuring tape will help us. Cut out the measuring tape and measure each hose. If 2 hoses are the same length, circle them.



WHICH GARDEN TOOL IS BIGGER?

We need bigger tools for working in our great big garden!
















Look at the picture on the left. Choose the picture from the row that shows a bigger gardening tool.



FRUIT AND








VEGGIE FUN

Vegetables and fruit are delicious! Look at the vegetables and fruit on the left. Now circle the one in each row that is smaller.



LOOKS THE SAME TO ME!

Our garden is full of friends! Look at the picture on the left. Circle the picture in the row that is the same size as the picture on the left.



SCAVENGER HUNT

FIND ITEMS THAT ARE THE SAME SIZE

Cut out the measuring tape. Use the tape to measure items in your home or yard. If you find an item that is the same size, write the name of that item or draw a picture of it. Don't forget to write down or draw where you found it!

LET'S SEE WHAT
ITEMS YOU CAN FIND!




ITEMS THAT ARE THE SAME SIZE

ITEM	WHERE I FOUND IT

SCAVENGER HUNT

FIND ITEMS THAT ARE SHORTER

Cut out the measuring tape. Use the tape to measure items in your home or yard. If you find an item that is shorter than the measuring tape, write the name of that item or draw a picture of it. Don't forget to write down or draw where you found it!



**LET'S SEE WHAT
ITEMS YOU CAN FIND!**



ITEMS THAT ARE SHORTER

ITEM	WHERE I FOUND IT




We can use paper clips to see how tall an object is. Stack some paper clips end to end to measure each picture. Then count how many you used. Write down the number of paper clips you used, and then read the sentence with a helper.

1



This packet of seeds is _____ paper clips tall.

2



This trowel is _____ paper clips tall.

3



This watering can is _____ paper clips tall.

4



This dinner fork is _____ paper clips tall.




WHAT CAN MY PAPER CLIPS MEASURE?


We can measure all sorts of things using paper clips! Let's try measuring some of the things around us. Stack the paper clips end to end to measure each real-life item around you. Write the number of paper clips that you used. Have a helper read the sentences with you!



My **foot** is
_____ paper clips long.




The length of this
paper is _____ paper clips.



I used _____ paper clips to measure my **pencil**.



A **book** measures
_____ paper clips.



The height of my **chair** is
_____ paper clips.

MEASURE AND COLOR THE HEIGHT

Look at each design. Color the squares on the right until they are the same height as the design. How many units tall is each design?



9
8
7
6
5
4
3
2
1



9
8
7
6
5
4
3
2
1



9
8
7
6
5
4
3
2
1


<input type="text"/>	units tall
----------------------	------------

<input type="text"/>	units tall
----------------------	------------

<input type="text"/>	units tall
----------------------	------------

MEASURE AND COLOR THE LENGTH

Look at each design. Color the squares on the right until they are the same length as the design. How many units long is each design?




1	2	3	4	5
----------	----------	----------	----------	----------

<input type="text"/>	units long
----------------------	------------



1	2	3	4	5
----------	----------	----------	----------	----------

<input type="text"/>	units long
----------------------	------------




1	2	3	4	5
----------	----------	----------	----------	----------


<input type="text"/>	units long
----------------------	------------

I'LL MEASURE THE LENGTH MYSELF


Inches are a common unit of measurement. The ruler below contains inches. Cut out the ruler. Use the ruler to measure each row. Write how many inches long each row is. *Note: The ruler is not to scale.*



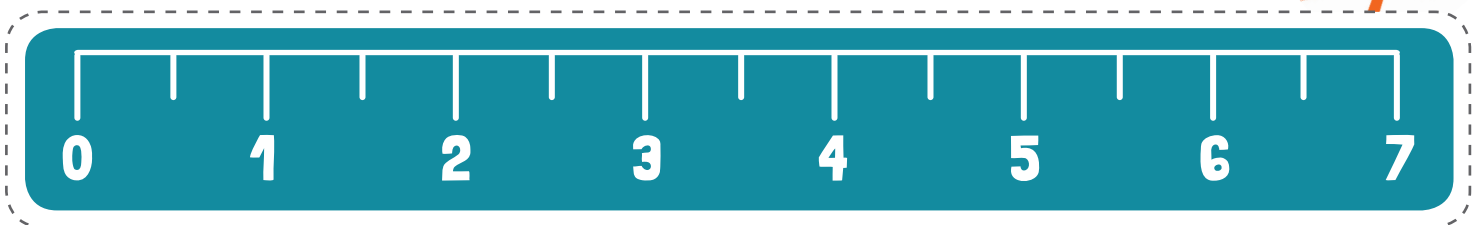
_____ inches long



_____ inches long




_____ inches long






I'LL MEASURE THE HEIGHT MYSELF

Inches are a common unit of measurement. The ruler below contains inches. Cut out the ruler. Use the ruler to measure each stack of fruit. Write how many inches tall each stack is. *Note: The ruler is not to scale.*



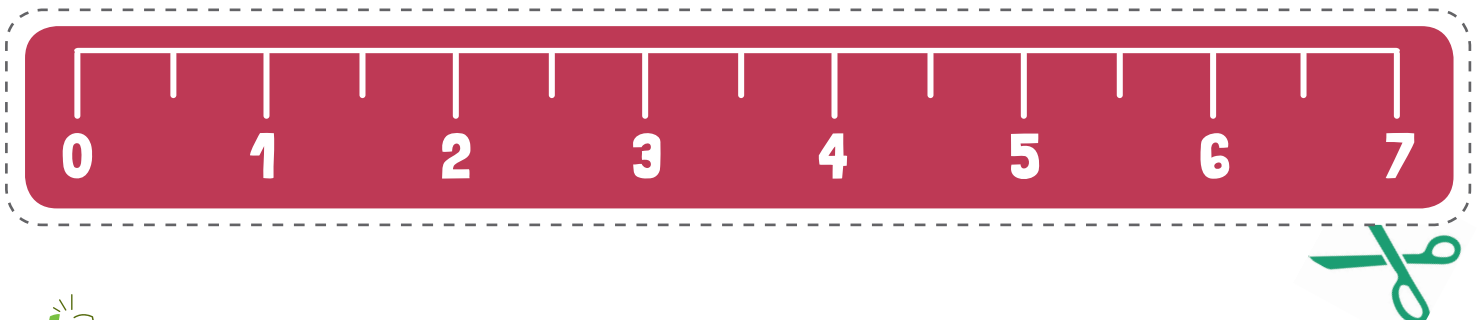
_____ inches tall




_____ inches tall



_____ inches tall





Great job!

is an Education.com math superstar

