

Pick a Peck of POETRY

3RD
Grade

俳句

Haiku

Rhyme

Metaphor



Making sense of **NonSense** is fun!

Table of Contents

Pick a Peck of Poetry

How to Haiku
Haiku: What Picture Do You See?
Haiku Written by You
Write a Haiku #1
Write a Haiku #2
Rhyme Scheme: Learning about Limericks 1
Rhyme Scheme: Learning about Limericks 2
Rhyme Scheme: Write Your Own Limerick #1
Rhyme Scheme: Write Your Own Limerick #2
What's a Metaphor Anyway?
Make an Animal Metaphor
Who is the Overdog?
Memorize a Poem
Rhyme Scheme: Mapping the Rhyme *
Making Sense of Nonsense *
Making More Sense of Nonsense

Certificate of Completion
Answer Sheets

** Has an Answer Sheet*

Want more workbooks? Join Education.com Plus to save time and money.
<http://www.education.com/education-plus/>

俳句

How to Haiku

It's in the Count!

Some of the best poems, just like the best presents, come in small packages.

Haiku is a traditional form of Japanese poetry.

Read the haiku below and count the syllables in each line.

Then add up the total for each poem and write it in the box provided.

A/giant/firefly:
that/way,/this/way,/that/way,/this/-
and/it/passes/by.

An old pond!
A frog jumps in -
the sound of water.

Right at my feet -
and when did you get here,
snail?

Clouds appear
and bring to men a chance to rest
from looking at the moon.

A man, just one -
also a fly, just one -
in the huge drawing room.

-Issa (1762-1826)

Sleep on horseback,
the far moon in a continuing dream,
steam of roasting tea.

-Basho (1644-1694)

俳句

Haiku



What Picture Do You See?

Like many poems, haikus use words to paint a picture that you can see in your imagination. What picture does this haiku paint?

Answer the questions below, then draw the picture.

**On a bare branch
a crow has settled
autumn dusk.**

-Basho

Haiku are often about both nature and seasons.

What season is this?

What other words in the poem make you think of this season?

What feeling does this poem give you? Try looking up some words in a thesaurus to find just the right ones to describe your feelings.

Now, draw it!





Haiku

Written by You!

You are a poet, but you don't know it. It's easy to write your own haiku.
Here are some steps to help you get started.

Brainstorm Your Haiku

Think of a season you like and write it down: _____

Now think of plants, animals, and insects you like to see or hear and write them down:

What might you see them doing? _____

What might you hear? _____

Write Your Haiku

Choose one thing you might see and one thing you might hear to write about in your haiku.
Use the lines below to help you write your haiku.

Tips: Haikus always have three lines. Try not to make it more than 20 syllables total.

Line One: _____

_____ Syllables: _____

Line Two: _____

_____ Syllables: _____

Line Three: _____

_____ Syllables: _____

Edit your haiku until you think it's perfect!


俳句

Haiku

by: _____



Now, draw it!



俳句

Haiku

by: _____

Now, draw it!



Rhyme Scheme:

Learning About Limericks 1


Limericks are fun not just because they are silly, which they are, but because they have a nice beat and they rhyme. The limericks by Edward Lear, who is famous also for his drawings, all rhyme in the same way. Can you figure it out? Follow the instructions below.

**The words at the end of each line all rhyme with at least one other word.
There are three words that rhyme with each other, *circle* those.
There are two left that rhyme with each other, *underline* those.**

There was an old man in a barge,
Whose nose was exceedingly large;
But in fishing by night,
It supported a light,
Which helped that old man in a barge.

-Edward Lear

Now finish the picture of this silly limerick!





Rhyme Scheme:

Learning About Limericks 2

Aren't limericks fun and silly? Let's try to find more words that rhyme in two other limericks by Edward Lear.
Follow the instructions below.

**The words at the end of each line all rhyme with at least one other word.
Circle the trio of rhyming words, then underline a pair.**

1. There was a Young Lady whose eyes,
Were unique as to colour and size;
When she opened them wide,
People all turned aside,
And started away in surprise.
2. There was an old man in a tree,
Whose whiskers were lovely to see;
But the birds of the air,
Pluck'd them perfectly bare,
To make themselves nests in that tree.

Choose one of these silly limericks and draw it!



Rhyme Scheme:

Write Your Own Limerick

To get started let's use Edward Lear's limerick format as an example.
Fill in the blanks below. Try to make it rhyme!

There was a (an) _____ from/in _____
adjective noun (person or animal) noun (place)

Whose _____ was/were _____
noun (feature like a nose or foot) -ly adverb adjective

He/She/It _____
Add a sentence here about something that happened

And _____
Add more about what happened next

That _____ from/in _____
same adjective as first line same noun as first line same place as first line

Great Work! Now draw a picture for your limerick.



Rhyme Scheme:

Write Your Own Limerick

Use this page to write and illustrate your own limerick!



What's a Metaphor Anyway?

Metaphor sounds like a big word, but you make metaphors all the time without even knowing it. When you say something like, "I'm dog tired" or "I gobbled that all up," you are comparing yourself to animals without really saying "Hey, I'm like a dog" OR "I'm like a goose."

Poets do this all the time. Read the poem by Carl Sandburg and answer the questions to help you see the metaphor.

FOG

THE fog comes
on little cat feet.

It sits looking
over harbor and city
on silent haunches
and then moves on.

1. What is he comparing the fog to? _____

2. List the words in the poem that make you think of this animal.

3. What does fog and this animal have in common? How are they alike?

Make an Animal Metaphor!



Compare a car to a cheetah. Or a person to a bee.

My new car is a fast cheetah. She is a busy bee.

It's fun to think about these things. On this page brainstorm a metaphor that shows us how something or someone is like an animal.

Animal	Person

Make an Animal Metaphor!



Are you ready to turn your ideas into a poem? Start simple.
Here is a suggestion for writing your first sentence:

_____ is a(an) _____ .
(write the thing/person here) (write the animal here)

In the lines below write some sentences to go along with your metaphor.
Turn this into a poem by making it rhyme or have a nice beat.
You'll be surprised at how clever this will sound.


Illustrate your metaphor!

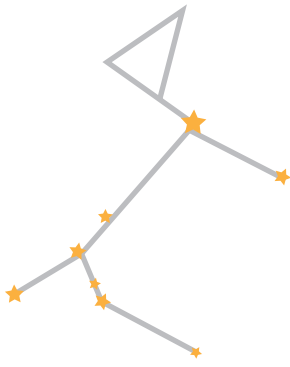
A large, empty rectangular box with a thin black border, intended for a student to draw an illustration related to their metaphor.

My Animal Metaphor

A Poem By

Now that you understand metaphors, have fun creating more.
Write and illustrate your poem below.





Who is the Overdog?



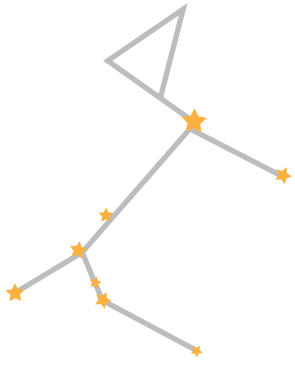
In order to memorize something well, it helps to know what it means. The poem below is a good one to try. Let's begin by learning what it is about.

Canis Major by Robert Frost

The great Overdog
That heavenly beast
With a star in one eye
Gives a leap in the east.
He dances upright
All the way to the west
And never once drops
On his forefeet to rest.
I'm a poor underdog,
But to-night I will bark
With the great Overdog
That romps through the dark.

Sketch your first impressions of the Overdog.

Canis Major is a constellation in the sky. It means "greater dog" in Latin. Do you know the constellation Orion the hunter? Canis Major is one of the dogs that follows Orion. Sirius is the brightest star in the night sky, known as the "dog star." Sirius can be found in the constellation Canis Major.



Memorize A Poem



One of the best ways to get to know a poem is by memorizing it.

Read the lines, then cover them. Try to visualize what the words are describing.
Write as many of the words as you can from memory.

Canis Major by Robert Frost

Lines 1-4

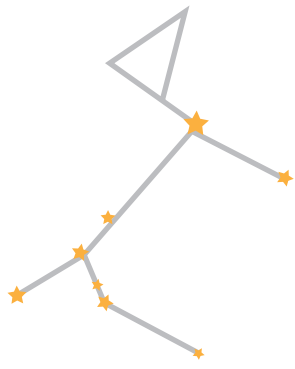
The great Overdog
That heavenly beast
With a star in one eye
Gives a leap in the east.

Lines 5-8

He dances upright
All the way to the west
And never once drops
On his forefeet to rest.

Lines 9-12

I'm a poor underdog,
But to-night I will bark
With the great Overdog
That romps through the dark.



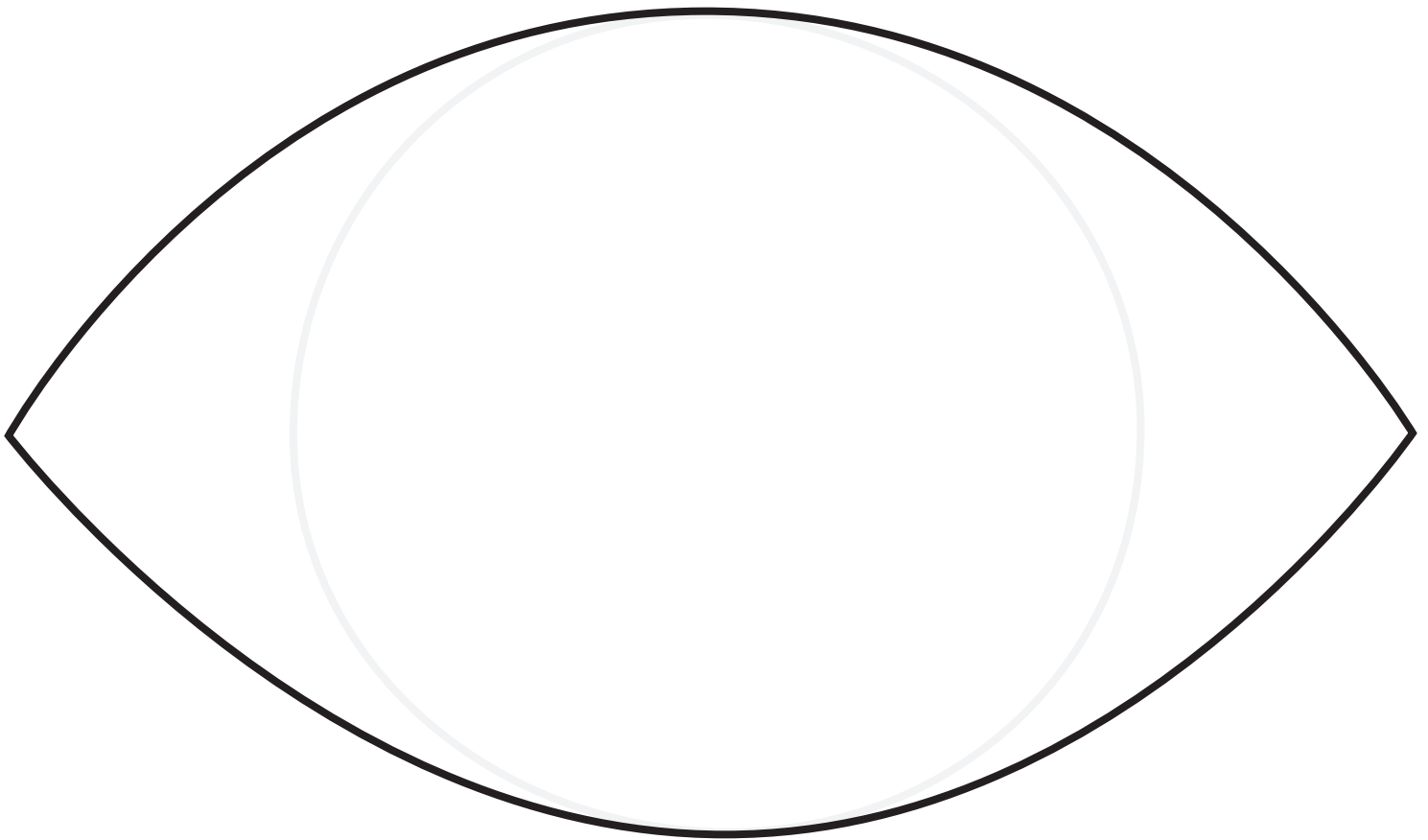
Visualize to Memorize



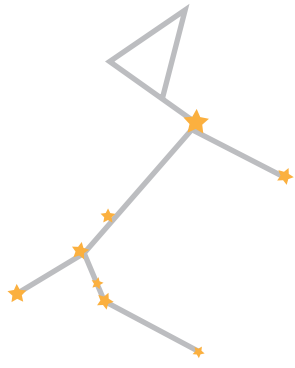
Are you ready for the next step?

Did you visualize the poem as you re-wrote each word?
Beginning with lines 1-4, draw a picture below that will help you remember
this section of the poem. Do not use words.

Canis Major
by Robert Frost



Practice memorizing lines 1-4 using your picture to help you remember.
When you feel confident with this section, move on to the next page.



Visualize to Memorize



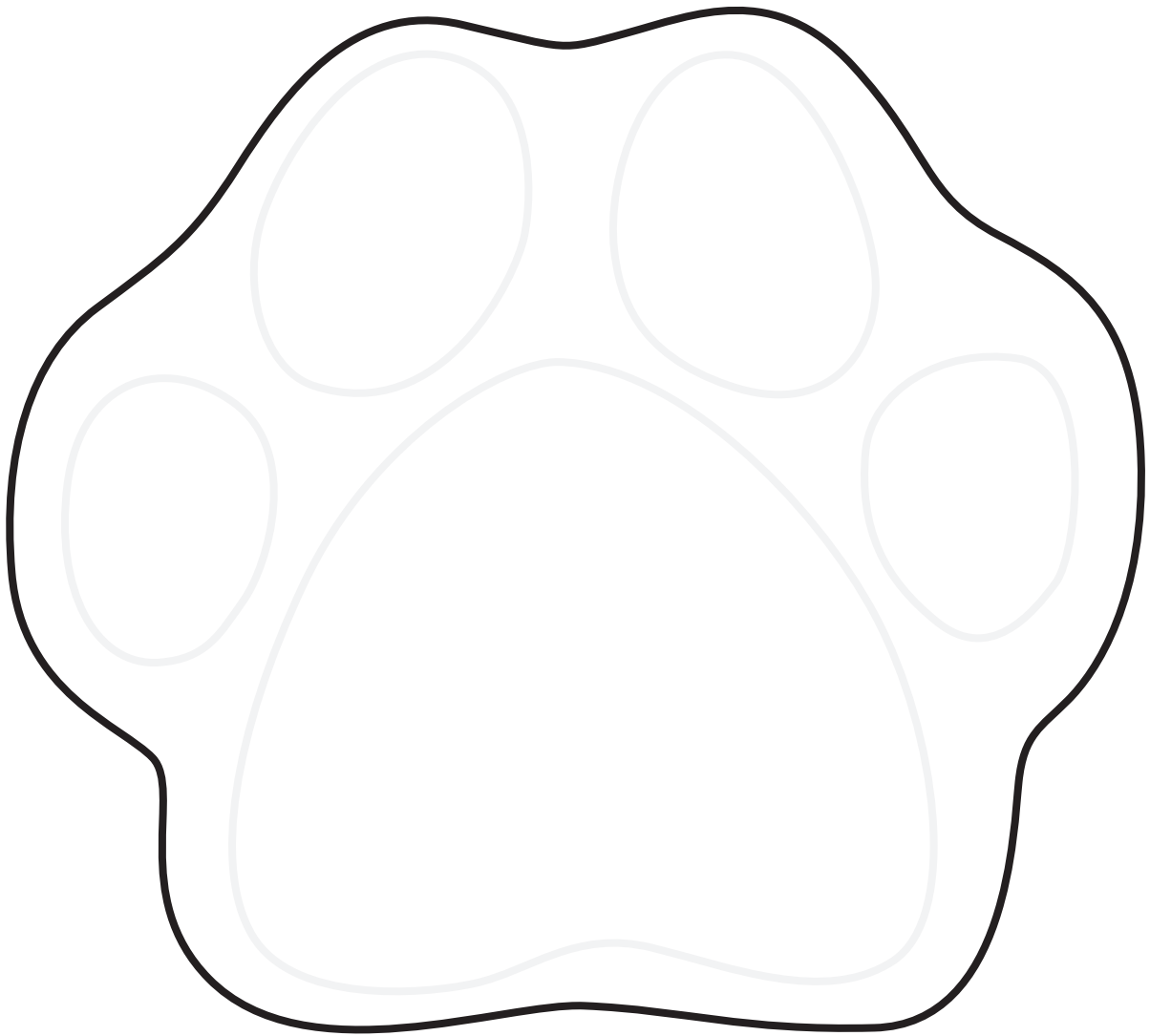
You're doing great! Let's keep going.

Refer back to the poem if you need.

Then draw a picture that will help you remember lines 5-8 of the poem.

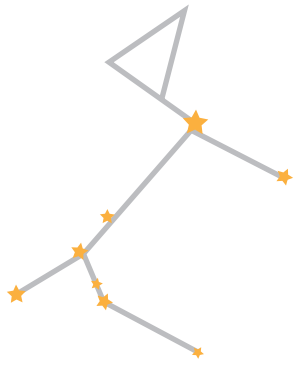
Again, do not use words.

Canis Major
by Robert Frost



Practice memorizing lines 5-8 using your picture to help you remember.

When you feel confident with this section, move on to the next page.



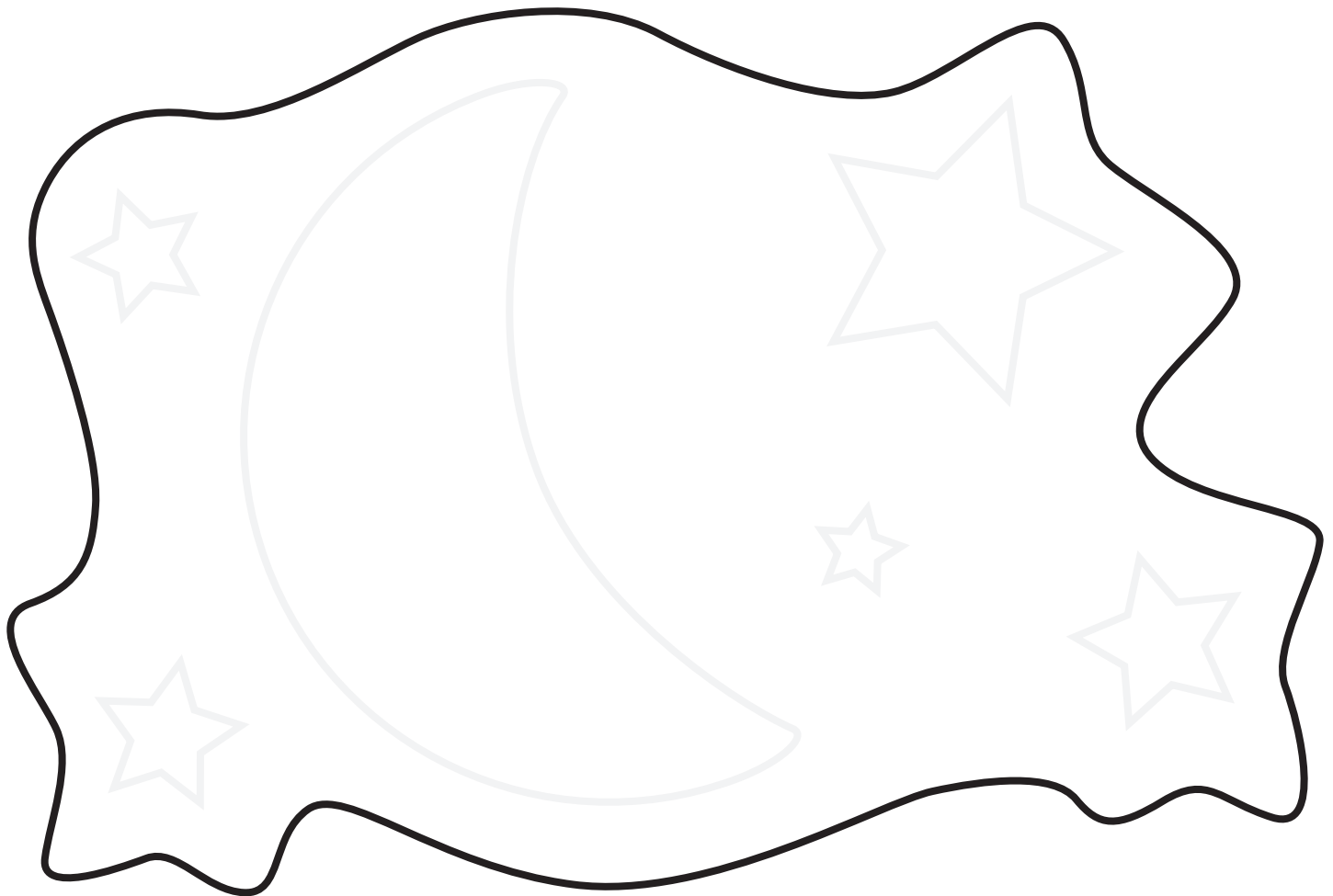
Visualize to Memorize



Wonderful! One more section to go.

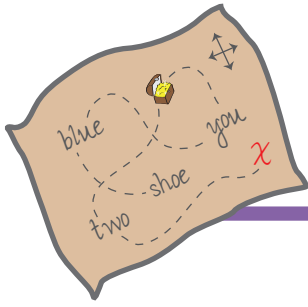
Refer back to the poem if you need.
Then draw a picture that will help you remember lines 9-12 of the poem.
Again, do not use words.

Canis Major
by Robert Frost



Practice memorizing lines 9-12 using your picture to help you remember.
When you feel confident with this last section use all of the pictures to help
you recite the entire poem by memory. Practice in front of a mirror or a trustworthy pet!





Rhyme Scheme: Mapping the Rhyme

Rhymes fall into patterns. In order to find the pattern we use letters.

Find the pattern in this poem. Put the correct letter at the end of each line.

The first two stanzas (poem paragraphs) are mostly done for you. Every time a new rhyme occurs, you add a new letter. See line three below.

Stopping by Woods on a Snowy Evening by Robert Frost

Whose woods these are I think I know.
His house is in the village, though;
He will not see me stopping here
To watch his woods fill up with snow.

 A
 A
 B
 A

My little horse must think it queer
To stop without a farmhouse near
Between the woods and frozen lake
The darkest evening of the year.

 B
 B
 C


He gives his harness bells a shake
To ask if there's some mistake.
The only other sound's the sweep
Of easy wind and downy flake.

The woods are lovely, dark, and deep,
But I have promises to keep,
And miles to go before I sleep,
And miles to go before I sleep.

Making Sense of NonseNSE

What's fun about reading and writing poems is that you play with words in unusual ways.

The poem to the right written by Lewis Carroll, the author of Alice's Adventures in Wonderland, contains lots of nonsense words but you still can understand what happens in the poem, right?



There are _____ words that Lewis Carroll made up in the Jabberwocky.

Can you find them all? Underline the nonsense words.

Check your answers with the answer sheet!

Jabberwocky

'Twas brillig, and the slithy toves
Did gyre and gimble in the wabe;
All mimsy were the borogoves,
And the mome raths outgrabe.

"Beware the Jabberwock, my son!
The jaws that bite, the claws that catch!
Beware the Jubjub bird, and shun
The frumious Bandersnatch!"

He took his vorpal sword in hand:
Long time the manxome foe he sought--
So rested he by the Tumtum tree,
And stood a while in thought.

And, as in uffish thought he stood,
The Jabberwock, with eyes of flame,
Came whiffling through the tulgey wood,
And burbled as it came!

One, two! One, two! And through and through
The vorpal blade went snicker-snack!
He left it dead, and with its head
He went galumphing back.

"And hast thou slain the Jabberwock?
Come to my arms, my beamish boy!
Oh frabjous day! Callooh! Callay!"
He chortled in his joy.

'Twas brillig, and the slithy toves
Did gyre and gimble in the wabe:
All mimsy were the borogoves,
And the mome raths outgrabe.

Making ^{more} Sense of Nonsense

On this worksheet we have replaced the nonsense words with blanks. Fill in the blanks with words that you think might make sense. We've given you some help by telling you whether you need to use a verb, noun, proper noun, or adjective.

Jabberwocky

Revised

"Beware the _____, my son!

PROPER NOUN

The jaws that bite, the claws that catch!

Beware the _____ bird, and shun

PROPER NOUN

The _____ !"

ADJECTIVE

PROPER NOUN

He took his _____ sword in hand:

ADJECTIVE

Long time the _____ foe he sought--

ADJECTIVE

So rested he by the _____ tree,

PROPER NOUN

And stood a while in thought.

And, as in _____ thought he stood,

ADJECTIVE

The _____, with eyes of flame,

PROPER NOUN

Came whiffing through the _____ wood,

ADJECTIVE

And _____ as it came!

VERB

One, two! One, two! And through and through

The _____ blade went _____ !


ADJECTIVE

WRITE A SOUND

He left it dead, and with its head

He went _____ back.

VERB



Great job!

is an Education.com writing superstar



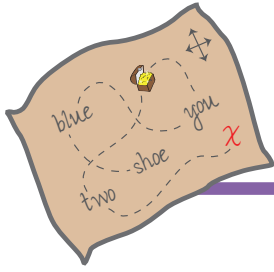
Answer Sheets

Pick a Peck of Poetry

Rhyme Scheme: Mapping the Rhyme
Making Sense of Nonsense

Want more workbooks? Join Education.com Plus to save time and money.
<http://www.education.com/education-plus/>

Answer Sheet



Rhyme Scheme: Mapping the Rhyme

Rhymes fall into patterns. In order to find the pattern we use letters.

Find the pattern in this poem. Put the correct letter at the end of each line.

The first two stanzas (poem paragraphs) are mostly done for you. Every time a new rhyme occurs, you add a new letter. See line three below.

Stopping by Woods on a Snowy Evening by Robert Frost

Whose woods these are I think I know.

A

His house is in the village, though;

A

He will not see me stopping here

B

To watch his woods fill up with snow.

A

My little horse must think it queer

B

To stop without a farmhouse near

B

Between the woods and frozen lake

C

The darkest evening of the year.

B

He gives his harness bells a shake

C

To ask if there's some mistake.

C

The only other sound's the sweep

D

Of easy wind and downy flake.

C

The woods are lovely, dark, and deep,

D

But I have promises to keep,

D

And miles to go before I sleep,

D


And miles to go before I sleep.

D

Answer Sheet

Making Sense of Nonsense

Answer Sheet



Jabberwocky

“

'Twas **brillig**, and the **slithy toves**
Did gyre and **gimble** in the **wabe**;
All **mimsy** were the **borogoves**,
And the mome **raths outgrabe**.

“Beware the **Jabberwock**, my son!
The jaws that bite, the claws that catch!
Beware the **Jubjub** bird, and shun
The **frumious Bandersnatch**!”

He took his **vorpal** sword in hand:
Long time the **manxome** foe he sought--
So rested he by the **Tumtum** tree,
And stood a while in thought.

And, as in **uffish** thought he stood,
The **Jabberwock**, with eyes of flame,
Came whiffing through the **tulgey** wood,
And **burbled** as it came!

One, two! One, two! And through and through
The **vorpal** blade went **snicker-snack**!
He left it dead, and with its head
He went **galumphing** back.

“And hast thou slain the **Jabberwock**?
Come to my arms, my beamish boy!
Oh **frabjous** day! **Callooh!** **Callay!**”
He chortled in his joy.

'Twas **brillig**, and the **slithy toves**
Did gyre and **gimble** in the **wabe**:
All **mimsy** were the **borogoves**,
And the mome **raths outgrabe**.

”

- Lewis Carroll

There are 36 words that Lewis Carroll made up in the Jabberwocky.

(or 37 if “snicker-snack” is
counted as 2 words)

Can you find them all? Underline the nonsense words.

If you're unsure look in a dictionary.