

Shape, Texture, Size, and Color:

EXPLORING ATTRIBUTES!



Be a Hot Air Balloon Designer!




Table of Contents

Shape, Texture, Size, and Color: Exploring Attributes


Shape Jumble *
Shape Mix-Up *
Everyday Shapes *
Animal Shape-Up *
One of These Things Is Not Like The Other One (Part One) *
One of These Things Is Not Like The Other One (Part Two) *
One of These Things Is Not Like The Other One (Part Three) *
One of These Things Is Not Like The Other One (Part Four) *
Big and Little and Sometimes in the Middle! *
Rough or Smooth, Hard or Soft... How Does It Feel? *
Present Attribute Sort *
Be a Cake Designer!
Hot Air Balloon Attribute Sort *
Be A Hot Air Balloon Designer!
Attribute Picture Hunt *
Flashcard Sorting!
Certificate of Completion
Answer Sheets

** Includes Answer Sheet*

Name: _____ Date: _____

Shape Jumble

Color all the circles **red**, all the triangles **blue**, and all the squares **green**.



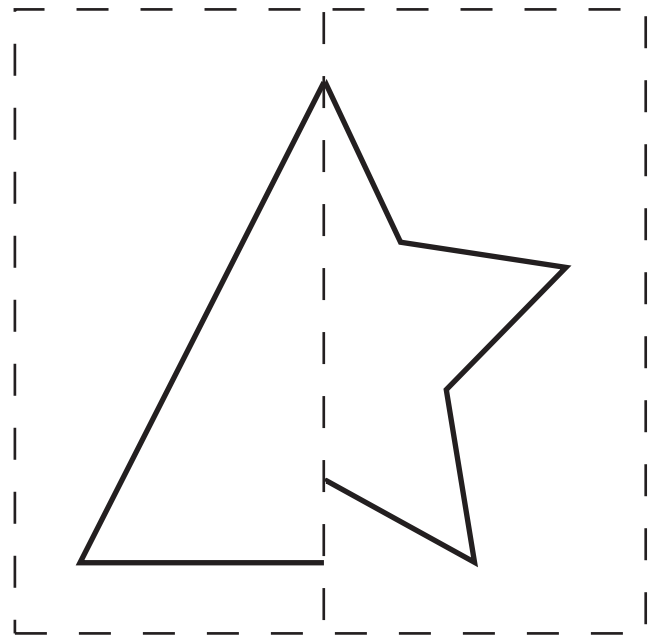
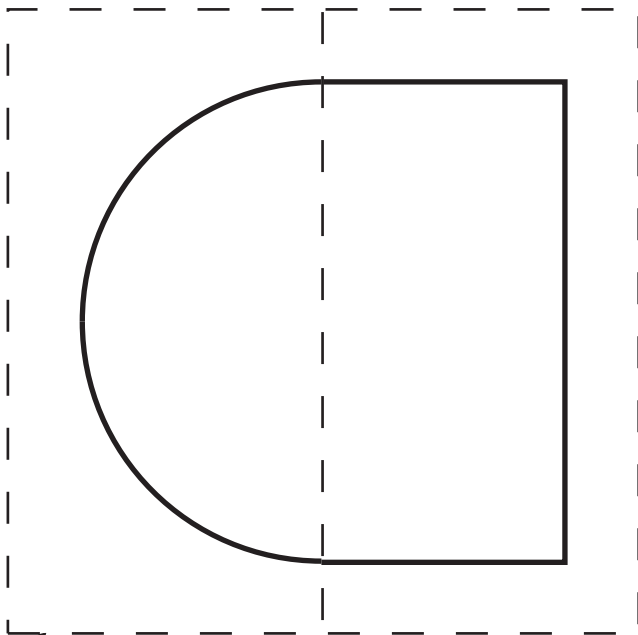
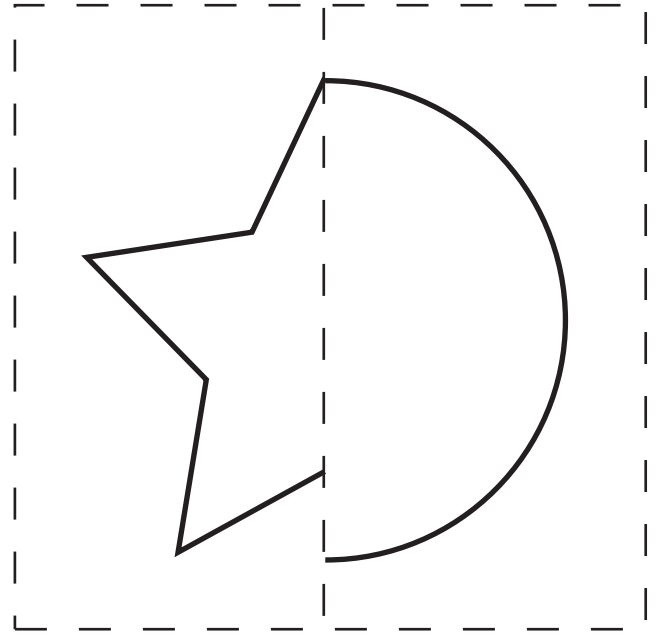
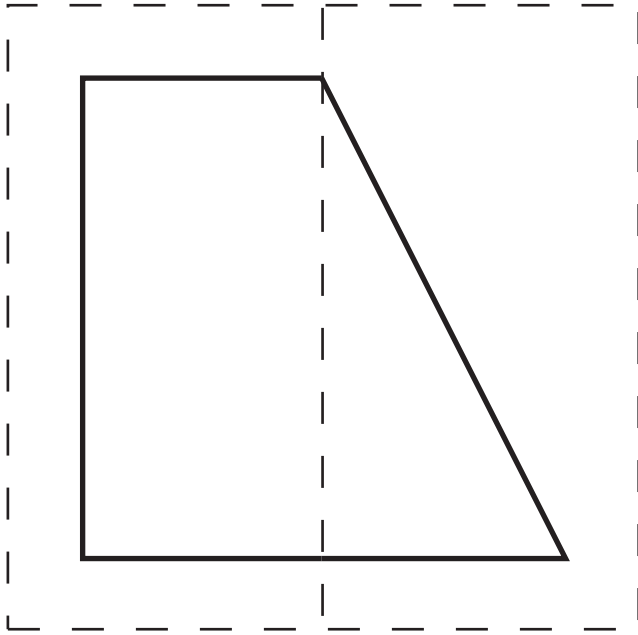
1. How many **circles** did you color? _____

2. How many **triangles** did you color? _____

3. How many **squares** did you color? _____

Shape Mix-Up






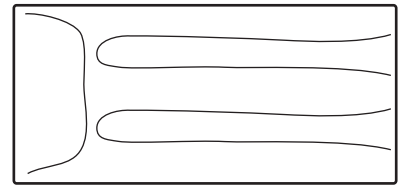





Oops! These shapes are all mixed up. Can you put them back together?
Cut out the pictures and match them to make a circle, square,
triangle, and star.



Name: _____ Date: _____

Everyday Shapes


Draw a line from the basic shapes to the matching everyday objects.
Each shape connects to more than one everyday object.




Name: _____ Date: _____


Animal Shape-Up


Animals come in all different shapes and sizes! Use the word bank words below to describe the similarities and differences between each animal.











round
big

skinny
small

fat
tall




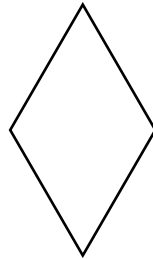

long
short

Name: _____

Date: _____

One of These Things Is Not Like The Other One









Look at the pictures in each row. Which one doesn't belong? Circle the picture that doesn't belong with the rest.



1

3

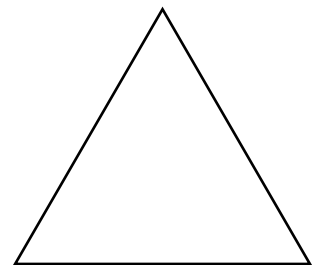
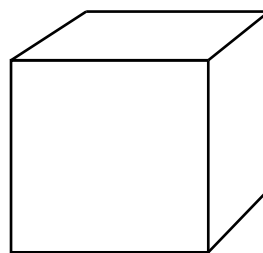
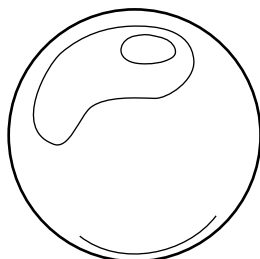
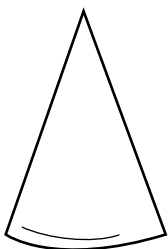
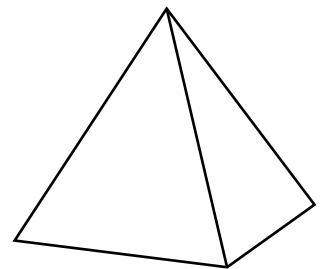

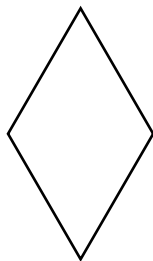

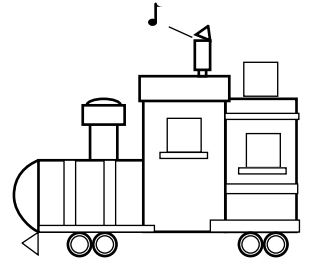
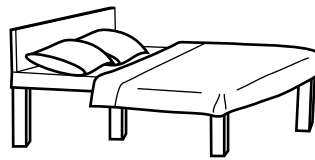



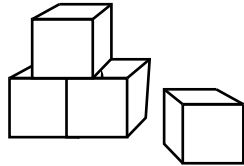

5



Name: _____ Date: _____

One of These Things Is Not Like The Other One #2

Look at the pictures in each row. Which one doesn't belong? Circle the picture that doesn't belong with the rest.







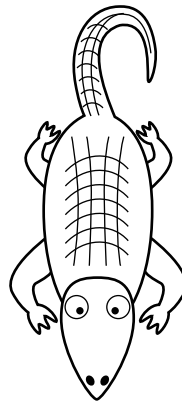








Name: _____

Date: _____

One of These Things Is Not Like The Other One #3

Look at the pictures in each row. Which one doesn't belong? Circle the picture that doesn't belong with the rest.






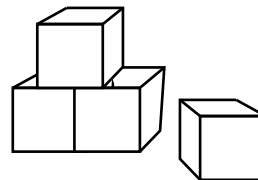







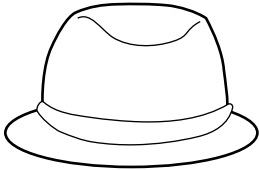


Name: _____

Date: _____

One of These Things Is Not Like The Other One #4

Look at the pictures in each row. Which one doesn't belong? Circle the picture that doesn't belong with the rest.




Name: _____


Date: _____

Big and Little and Sometimes in the Middle!


Everything is a different size... just like the Three Billy Goats Gruff, we can sort things based on size:



"BIG,"







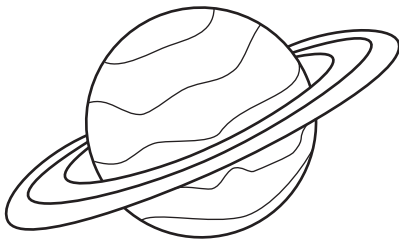


"MEDIUM,"



and "LITTLE."

Cut out the pictures on the first page. Then glue each object in the correct column on the second page. Choose **BIG**, **MEDIUM**, or **LITTLE** for each picture.



Name: _____ Date: _____

Big and Little and Sometimes in the Middle!


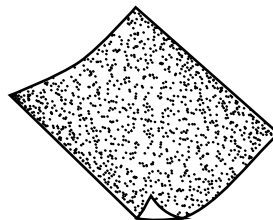



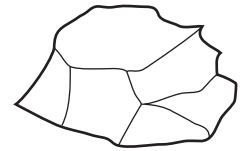

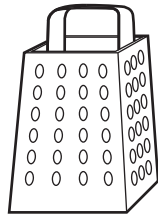
BIG	MEDIUM	LITTLE

Name: _____ Date: _____

Rough or Smooth, Hard or Soft... How Does It Feel?

Everything has a different feel...things can be smooth or rough and hard or soft to the touch.

Cut out the pictures on the first page. Then glue each object in the correct column on the second page. Choose ROUGH, SMOOTH, HARD, or SOFT for each picture.



Name: _____ Date: _____

Rough or Smooth, Hard or Soft... How Does It Feel?

ROUGH	SMOOTH	HARD	SOFT

Name: _____ Date: _____

Present Attribute Sort

Decorate the presents using the different directions below.


Color all of the zigzags pink.

Put small purple polka dots in all of the hexagons.

Color the small flowers yellow.

Color the medium triangles green.

Color all of the straight lines orange.



Name: _____ Date: _____

Be a Cake Designer!

Decorate the blank cake below using your own attribute ideas. Use shapes, colors, and sizes in your drawing.



I used these shapes:

--	--	--	--	--	--	--	--

I used these colors:

--	--	--	--	--	--	--	--

I used these sizes:

--	--	--	--	--	--	--	--

Name: _____

Date: _____

Hot Air Balloon Attribute Sort

Decorate the hot air balloon using the different directions below.


Color all of the zigzags orange.

Put small green polka dots in all of the zigzags.

Color the small squares yellow.

Color the medium circles blue.


Color all of the diamonds red.



Name: _____ Date: _____

Be a Hot Air Balloon Designer!

Decorate the blank hot air balloon below using your own attribute ideas!
Use shapes, colors, and sizes in your drawing.



I used these shapes:

--	--	--	--	--	--	--	--

I used these colors:

--	--	--	--	--	--	--	--

I used these sizes:

--	--	--	--	--	--	--	--

Name: _____

Date: _____

Attribute Picture Hunt


Search the circus scene to find examples of size, shape, and texture.

Color the circus picture using these rules:

Color all of the **triangles** green.

Color all of the **circles** red.







Make all of the **animals** purple.



Name: _____ Date: _____


Flashcard Sorting!

Cut out all of the picture cards and spread them out in a large space facing up. Can you group them together based on what the pictures might have in common? Think about the different attributes you have been learning about: Color, shape, size, and texture! Can you sort the cards in more than one way? Give it a try!



Name: _____ Date: _____







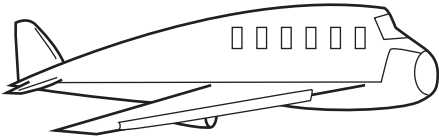


Flashcard Sorting!



2



C



3



DIPLOMA

Hereby bestowed upon

for excellence in
completion of

Answer Sheets

Shape, Texture, Size, and Color: Exploring Attributes

Shape Jumble

Shape Mix-Up

Everyday Shapes

Animal Shape-Up

One of These Things Is Not Like The Other One (Part One)

One of These Things Is Not Like The Other One (Part Two)

One of These Things Is Not Like The Other One (Part Three)

One of These Things Is Not Like The Other One (Part Four)

Big and Little and Sometimes in the Middle!

Rough or Smooth, Hard or Soft... How Does It Feel?

Present Attribute Sort

Hot Air Balloon Attribute Sort

Attribute Picture Hunt

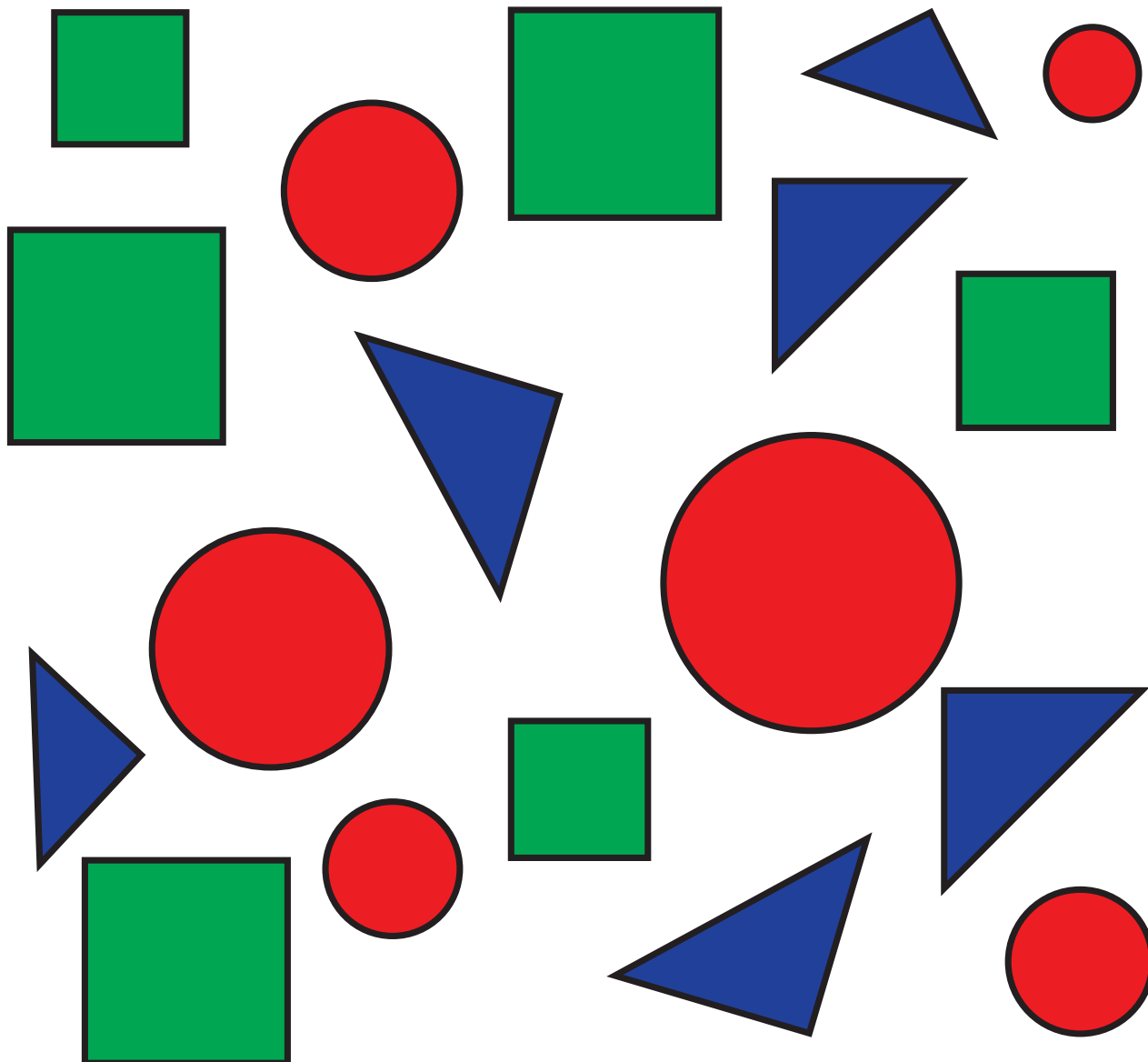
Answer Sheet

Name: _____ Date: _____

Shape Jumble

ANSWERS

Color all the circles **red**, all the triangles **blue**, and all the squares **green**.



1. How many **circles** did you color? 6

2. How many **triangles** did you color? 6

3. How many **squares** did you color? 6

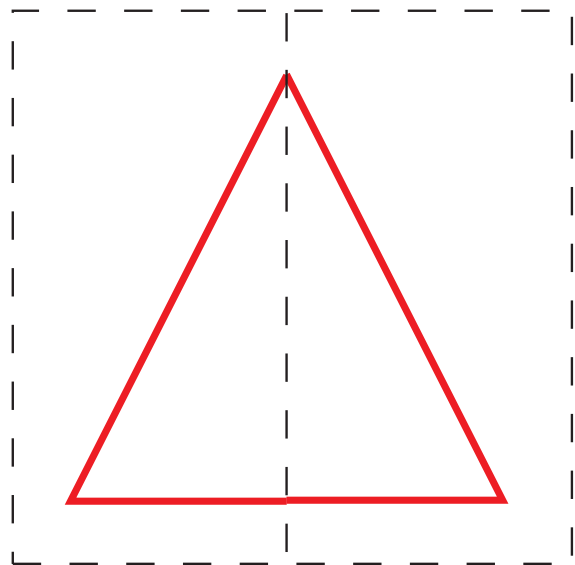
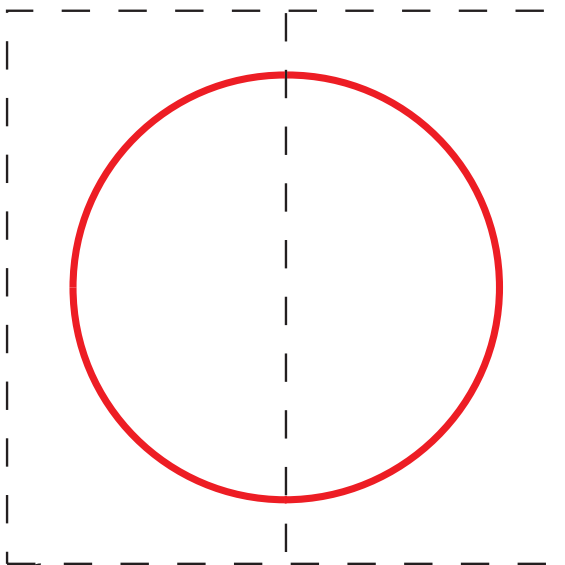
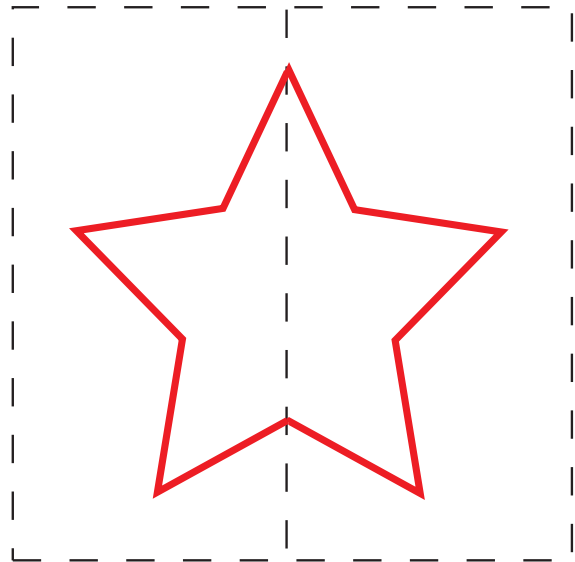
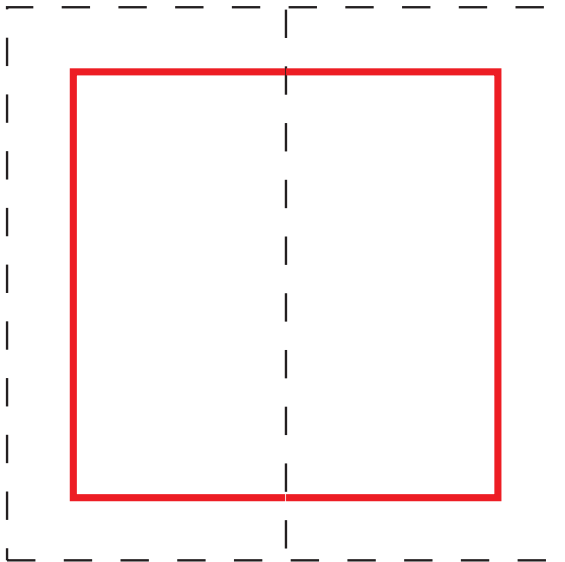
Answer Sheet

Name: _____ Date: _____

Shape Mix-Up

ANSWERS

Oops! These shapes are all mixed up. Can you put them back together?
Cut out the pictures and match them to make a circle, square,
triangle, and star.





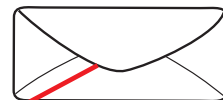


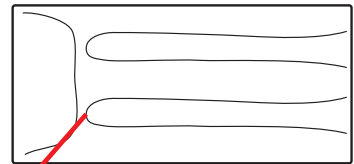
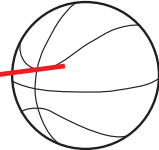

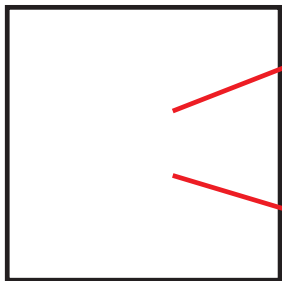
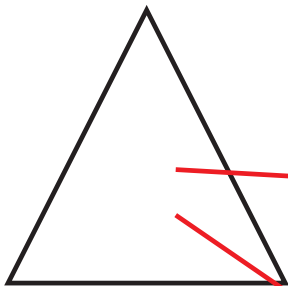
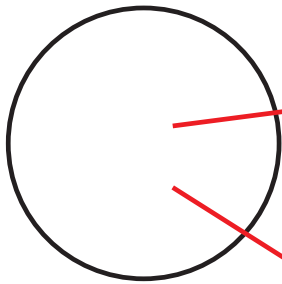
Answer Sheet

Name: _____ Date: _____

Everyday Shapes

ANSWERS

Draw a line from the basic shapes to the matching everyday objects.
Each shape connects to more than one everyday object.




Answer Sheet

Name: _____ Date: _____

Animal Shape-Up

Animals come in all different shapes and sizes! Use the word bank words below to describe the similarities and differences between each animal.



round


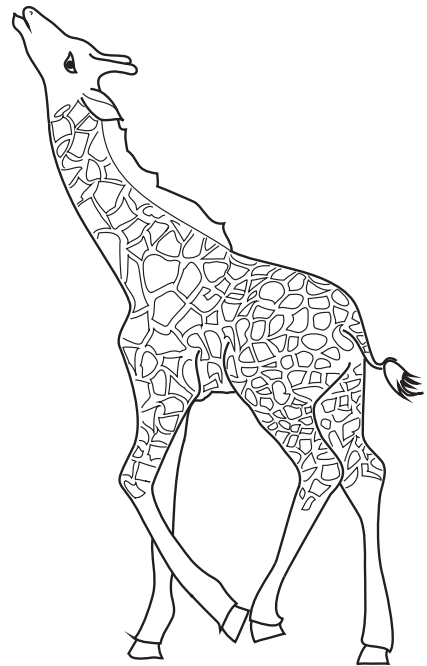
small



short


small

ANSWERS



fat

round



skinny

long

big

tall

round
big

skinny
small

fat
tall

long
short


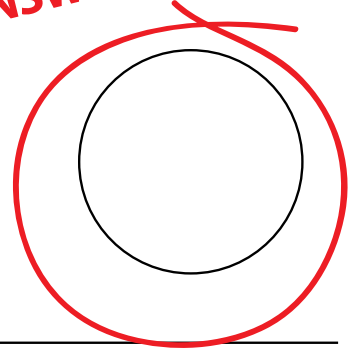
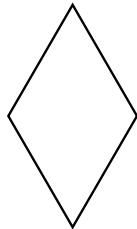

Answer Sheet

Name: _____ Date: _____

One of These Things Is Not Like The Other One

Look at the pictures in each row. Which one doesn't belong? Circle the picture that doesn't belong with the rest.









ANSWERS



1

3

5


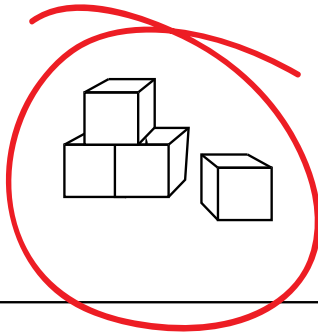



Answer Sheet

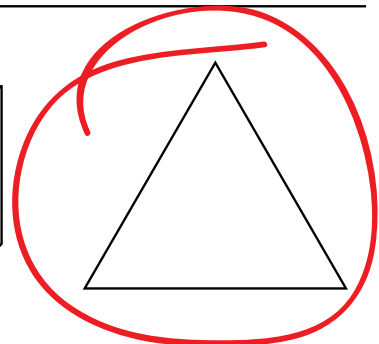
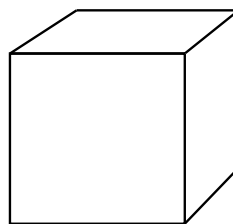

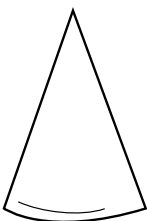
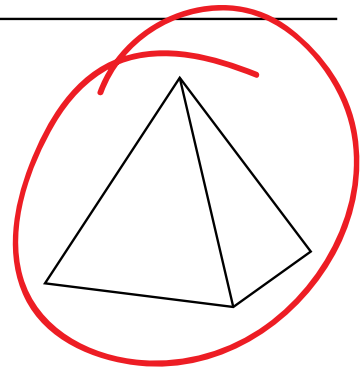

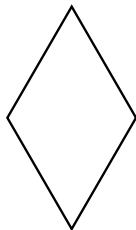

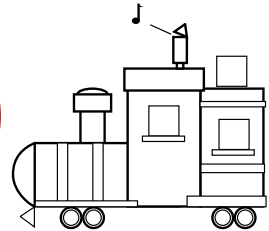
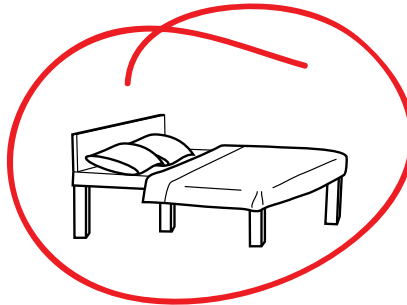

Name: _____ Date: _____

One of These Things Is Not Like The Other One #2

Look at the pictures in each row. Which one doesn't belong? Circle the picture that doesn't belong with the rest.



ANSWERS









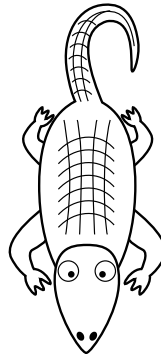






Answer Sheet

Name: _____ Date: _____

One of These Things Is Not Like The Other One #3

Look at the pictures in each row. Which one doesn't belong? Circle the picture that doesn't belong with the rest.

ANSWERS







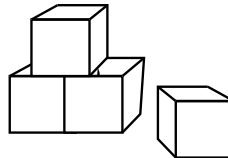







Answer Sheet

Name: _____ Date: _____

One of These Things Is Not Like The Other One #4

Look at the pictures in each row. Which one doesn't belong? Circle the picture that doesn't belong with the rest.

ANSWERS




Answer Sheet


Name: _____ Date: _____

Big and Little and Sometimes in the Middle!

Everything is a different size... just like the Three Billy Goats Gruff, we can sort things based on size:



"BIG,"



"MEDIUM,"

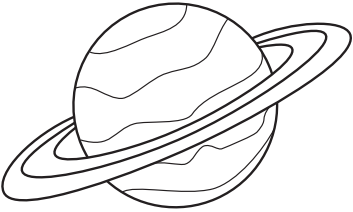






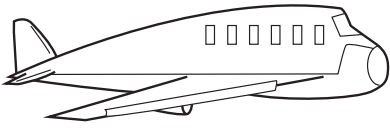




and



"LITTLE."

ANSWERS

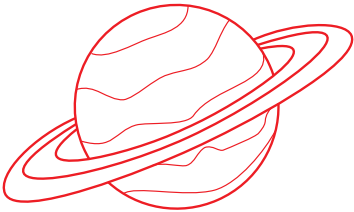


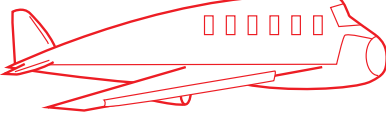








Cut out the pictures on the first page. Then glue each object in the correct column on the second page. Choose **BIG**, **MEDIUM**, or **LITTLE** for each picture.

Answer Sheet

Name: _____ Date: _____

Big and Little and Sometimes in the Middle!

ANSWERS		
BIG	MEDIUM	LITTLE
		
		
		
		

Answer Sheet

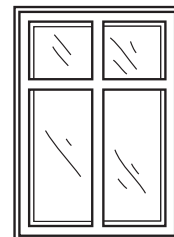
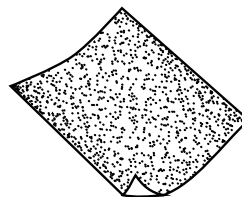


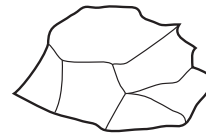

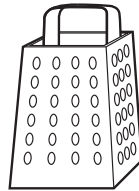
Name: _____ Date: _____

Rough or Smooth, Hard or Soft... How Does It Feel?

Everything has a different feel...things can be smooth or rough and hard or soft to the touch.

ANSWERS

Cut out the pictures on the first page. Then glue each object in the correct column on the second page. Choose ROUGH, SMOOTH, HARD, or SOFT for each picture.

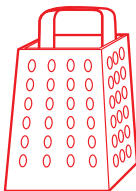
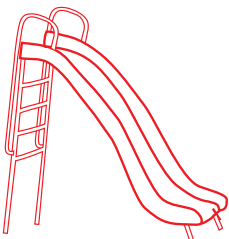
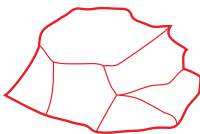






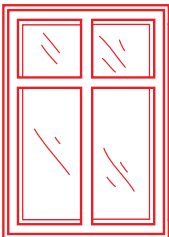




Answer Sheet

Name: _____ Date: _____

Rough or Smooth, Hard or Soft... How Does It Feel?

ANSWERS

ROUGH	SMOOTH	HARD	SOFT
			
			
			

Answer Sheet

Name: _____ Date: _____

Present Attribute Sort

Decorate the presents using the different directions below.

Color all of the zigzags pink.

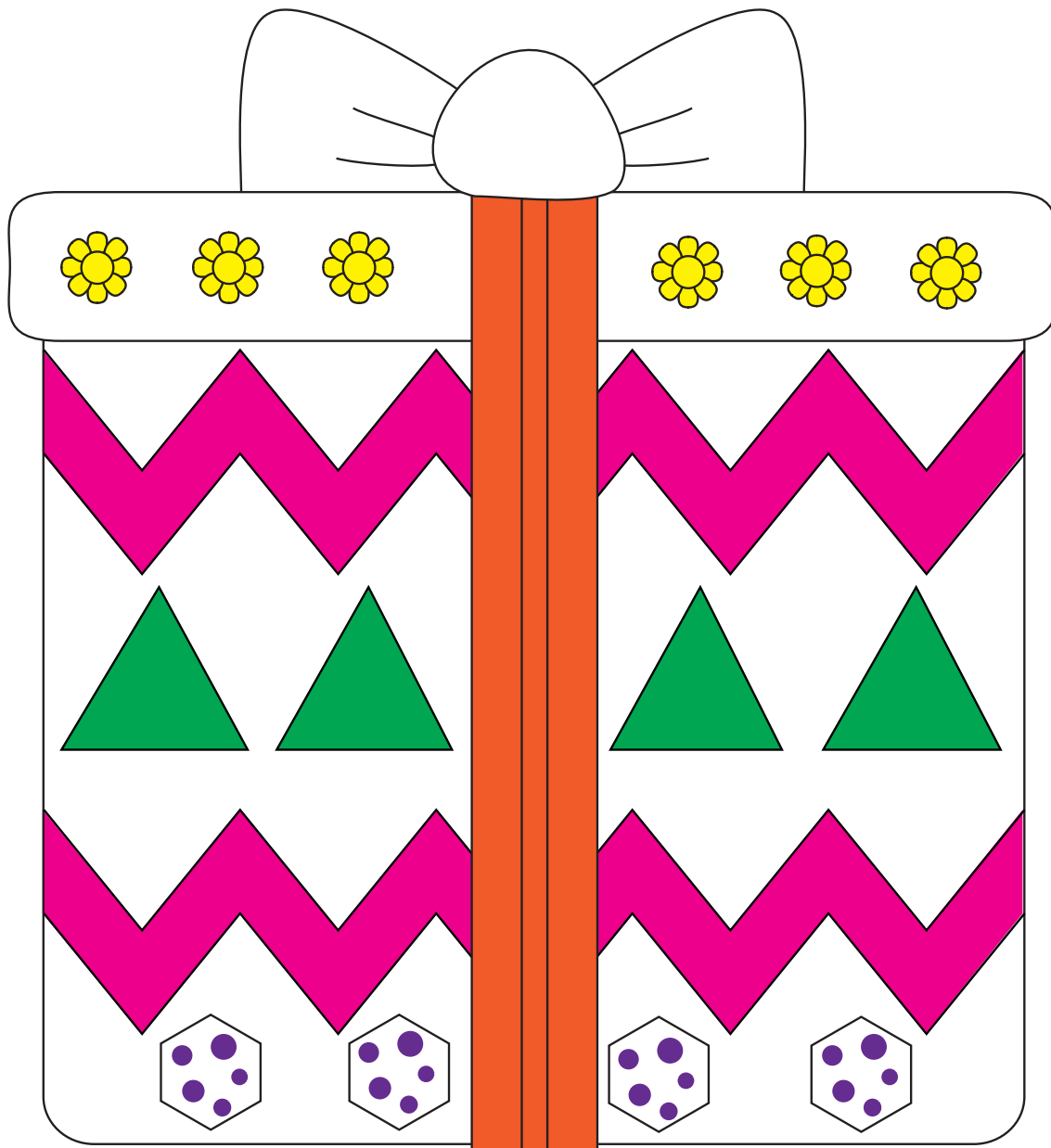
Put small purple polka dots in all of the hexagons.

Color the small flowers yellow.

Color the medium triangles green.

Color all of the straight lines orange.

ANSWERS



Answer Sheet

Name: _____

Date: _____

Hot Air Balloon Attribute Sort

Decorate the hot air balloon using the different directions below.

Color all of the zigzags orange.


Put small green polka dots in all of the zigzags.

Color the small squares yellow.

Color the medium circles blue.

Color all of the diamonds red.

ANSWERS



Answer Sheet

Name: _____ Date: _____

Attribute Picture Hunt

Search the circus scene to find examples of size, shape, and texture.

Color the circus picture using these rules:

Color all of the **triangles** green.

Color all of the **circles** red.

Make all of the **animals** purple.

ANSWERS

