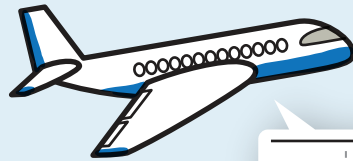


Sounds all around

K
Kindergarten



plane

cat



bat



nest



fish



frog



Table of Contents

Sounds All Around

Long A Short A *
Long E Short E *
Long I Short I *
Long O Short O *
Long U Short U *
Rhyming Words #1 *
Rhyming Words #2 *
Rhyming Words #3 *
Rhyming Words #4 *
ABC Letter Cards
Words with -an *
My Word Family Book #1 *
Word Families: Meet the "An" Family #1 *
Phonogram Sliders: "an" Words
My Word Family Book #2
Word Families: Meet the "At" Family *
Phonogram Sliders: "at" Words
Word Families: Meet the "An" Family #2 *
Welcome to Word Families: "En" Words *
Welcome to Word Families: "Ig" Words *
Welcome to Word Families: "Og" Words
Welcome to Word Families: "Ub" Words
Meet the "it" Family *
Phonogram Sliders: "it" Words
Word Changer #1 *
Phonogram Sliders: "ug" Words
Word Changer #2 *
All in the Word Family: "Eep" Words *
Word Family "est" *
Rhyming Fun
Certificate of Completion
Answer Sheets

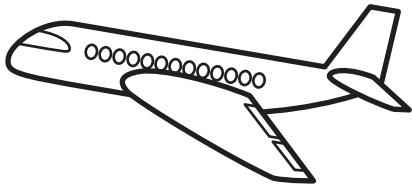
** Includes Answer Sheet*

Name: _____

Date: _____

Long A, Short A




Cut out the pictures below. Say the name of each picture. Glue the words with a **long a** sound next to the **plane**. Glue the words with a **short a** sound next to the **bat**.



Say the word **plane**.
Plane has a **long a**
sound.



Say the word **bat**.
Bat has a **short a**
sound.




Name: _____

Date: _____

Long E, Short E




Cut out the pictures below. Say the name of each picture. Glue the words with a **long e** sound next to the **sheep**. Glue the words with a **short e** sound next to the **nest**.



Say the word **sheep**.
Sheep has a **long e**
sound.



Say the word **nest**.
Nest has a **short e**
sound.




Name: _____

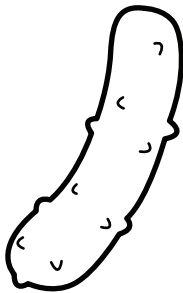
Date: _____

Long I, Short I




Cut out the pictures below. Say the name of each picture. Glue the words with a **long i** sound next to the **lion**. Glue the words with a **short i** sound next to the **pickle**.



Say the word **lion**.
Lion has a **long i**
sound.



Say the word **pickle**.
Pickle has a **short i**
sound.




Name: _____


Date: _____

Long O, Short O

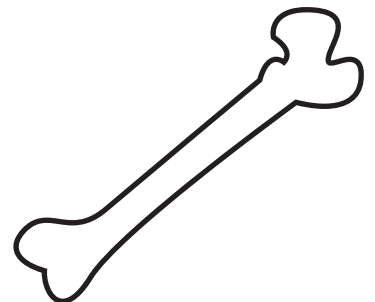


Cut out the pictures below. Say the name of each picture. Glue the words with a **long o** sound next to the **pole**. Glue the words with a **short o** sound next to the **fox**.



Say the word **pole**.
Pole has a **long o**
sound.



Say the word **fox**.
Fox has a **short o**
sound.




Name: _____

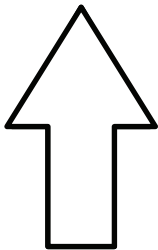
Date: _____

Long U, Short U

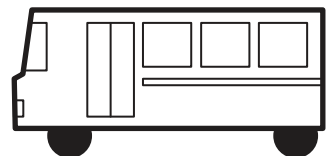
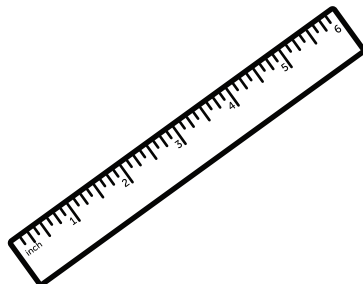

Cut out the pictures below. Say the name of each picture. Glue the words with a **long u** sound next to the **fruit**. Glue the words with a **short u** sound next to the **up arrow**.



Say the word **fruit**.
Fruit has a **long u** sound.



Say the word **up**.
Up has a **short u** sound.



Name: _____


Date: _____




Rhyming Words



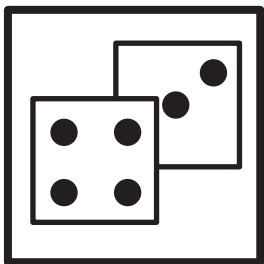
Learning to rhyme words is an important step in building phonemic awareness. How many words can you think of that rhyme with “**ice**”? Use the picture clues for help, and then use your alphabet cards to come up with some rhyming words of your own.



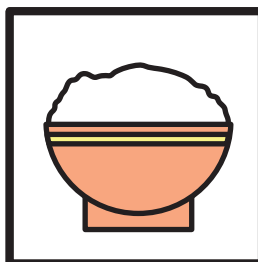
ICE




ICE



ICE



ICE



★ CHALLENGE WORD! ★



ICE

What other words rhyme with “ice”?

Name: _____





Date: _____



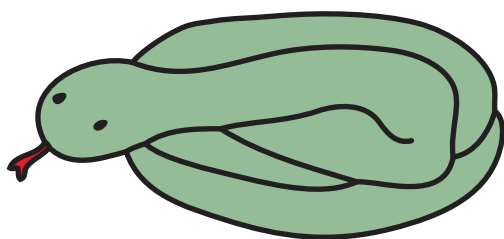
Rhyming Words



Learning to rhyme words is an important step in building phonemic awareness. How many words can you think of that rhyme with “**rake**”? Use the picture clues for help, and then use your alphabet cards to come up with some rhyming words of your own.

**RAKE****AKE****AKE****AKE**

★ CHALLENGE WORD! ★

**AKE**

What other words rhyme with “rake”?

Name: _____




Date: _____



Rhyming Words



Learning to rhyme words is an important step in building phonemic awareness. How many words can you think of that rhyme with “**well**”? Use the picture clues for help, and then use your alphabet cards to come up with some rhyming words of your own.

**WELL****ELL****ELL****ELL**

★ **CHALLENGE WORD!** ★

Hint: A digraph is used.



digraph

ELL

What other words rhyme with “well”?

Name: _____





Date: _____



Rhyming Words



Learning to rhyme words is an important step in building phonemic awareness. How many words can you think of that rhyme with “**nail**”? Use the picture clues for help, and then use your alphabet cards to come up with some rhyming words of your own.

**NAIL****AIL****AIL****AIL**

★ CHALLENGE WORD! ★

**AIL**

What other words rhyme with “nail”?



The first step in learning to read is building *phonological awareness*. That means learning what sound each letter of the alphabet makes. Use these printable alphabet cards to practice saying letter sounds out loud. Have your child say each sound aloud as you cut them out. We recommend printing both pages of letter cards on thicker paper to make a longer-lasting set.

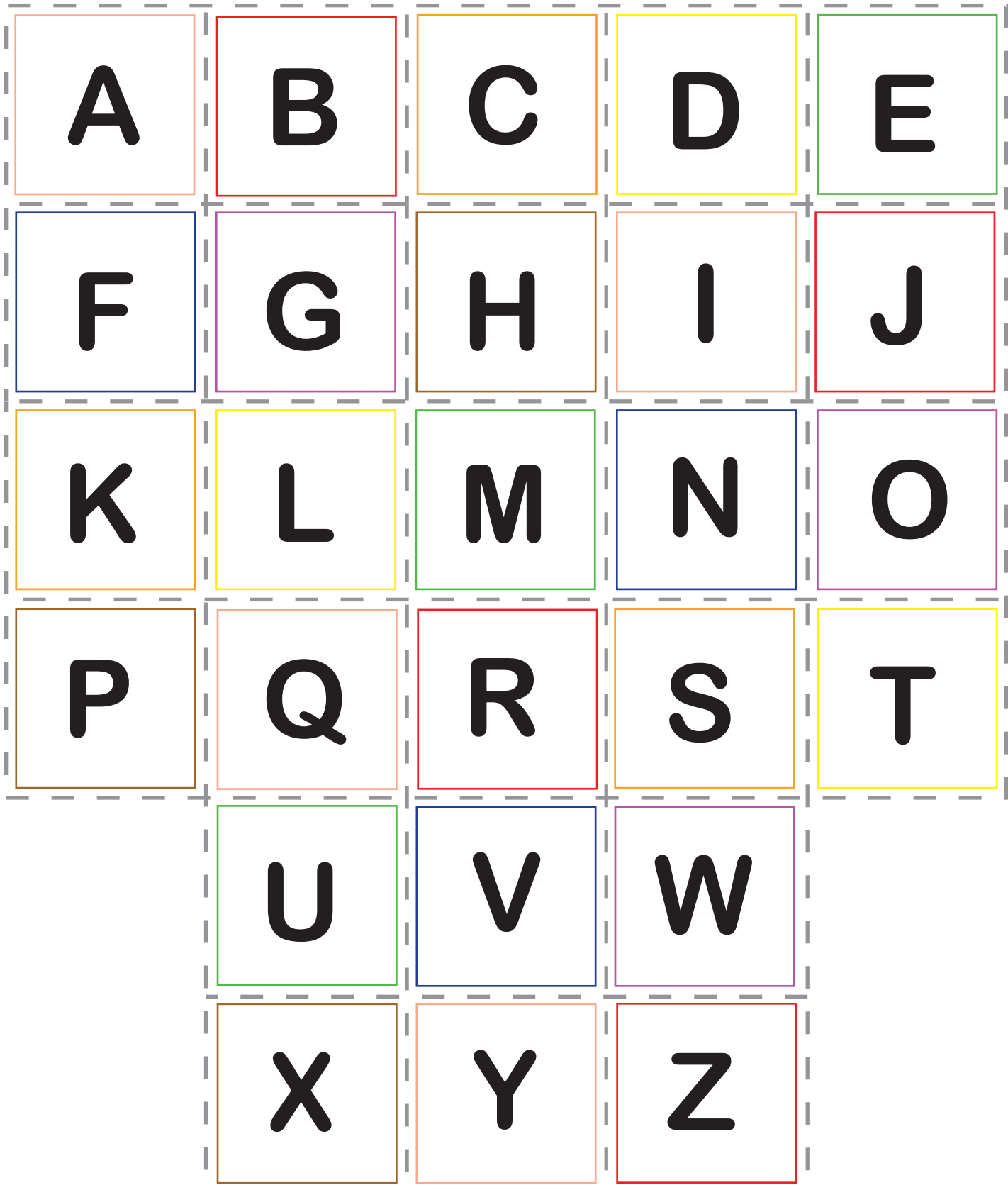
Page 2 of the letter cards includes the most commonly used blends and digraphs. Use them in the word building worksheets found on Education.com, or practice creating sight words of your own at home.

Long Sounds

It is important to make sure your child understands how to say letters with long sounds. F, L, M, N, R, S, V and Z all have long sounds. The same goes for many of the digraphs (ch, sh, th). When they are shortened, they tend to have an “uh” sound attached to the end. This is incorrect pronunciation. For example, an “F” should be pronounced “ffff”, not “fuh”.

✂ Letter Cards ✂

Cut out the letter cards below on the dotted line. We recommend printing these on thicker paper to make a longer-lasting set.



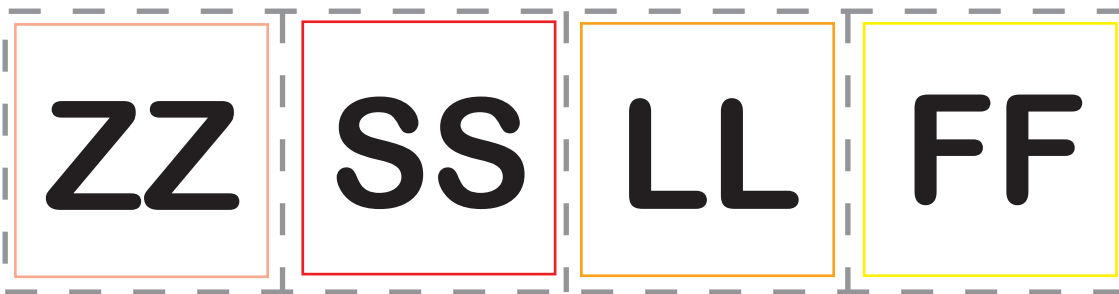
✂ Letter Cards ✂

Cut out the letter cards below on the dotted line. We recommend printing these on thicker paper to make a longer-lasting set.

Doublets

A doublet uses two of the same letter to spell one consonant phoneme. A phoneme is the smallest unit of sound in speech.

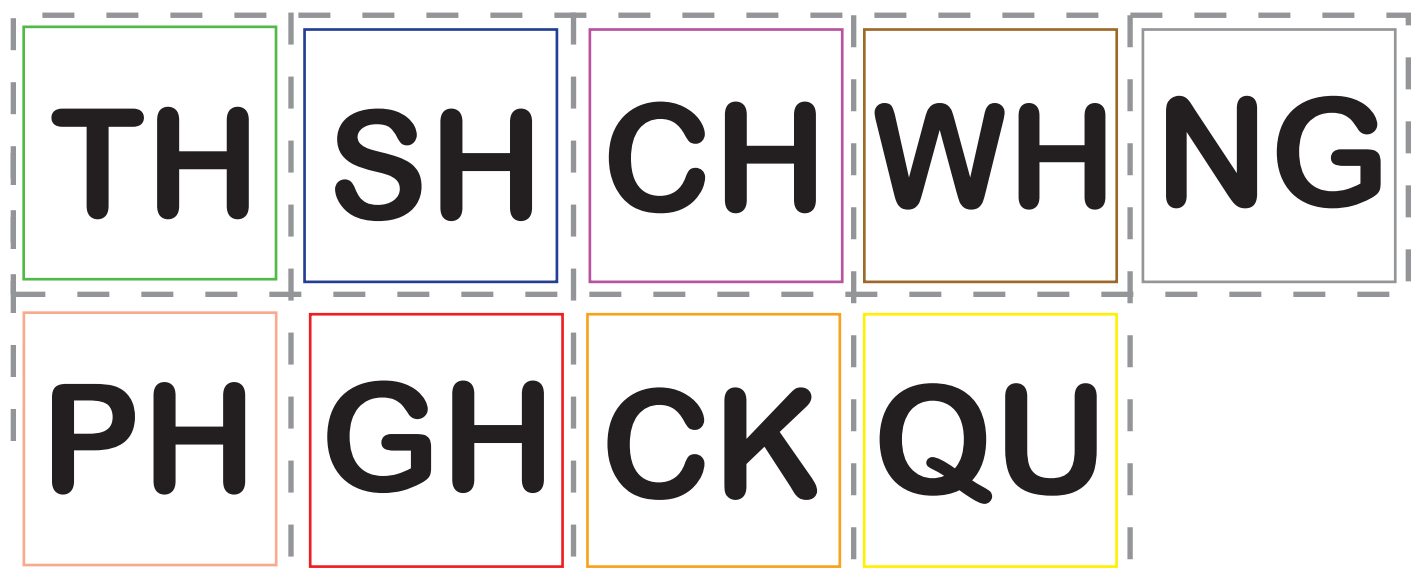
Examples: pizza, class, tall, off



Digraphs

A digraph is a two- (di-) letter combination that stands for one phoneme; neither letter acts alone to represent the sound.

Examples: the, check, sing, quack






Name: _____

Date: _____

Words with -an

Trace the letters. Then match up the words with the image.



can

fan

pan

man

van

ran


tan

Name: _____ Date: _____

Color in the pictures and fill in the blank spaces. Then, have an adult help you cut out the pages and staple your book together.

My Word Family Book


_____ 's
Word Family
Book



_____ an



_____ an



_____ an

Name: _____

Date: _____


Meet the “an” Family

Look at the pictures and fill in the missing letter to complete each word.

____an



____an



____an



Name: _____

Date: _____

Phonogram Sliders: "an" Words

v	c
r	b
f	t
m	p

Consonant card

Cut along the dotted lines to create a consonant card. Cut a window to create a phonogram slider card. Parents can slide the phonogram card over the consonant card and ask the child to blend the sounds to create words.

Move the slider card as shown below to create words.

	v	c	
	r	an	
	f	t	
		p	an

		an
--	--	----

Phonogram card

Name: _____ Date: _____

Color in the pictures and fill in the blank spaces. Then, have an adult help you cut out the pages and staple your book together.

My Word Family Book

_____ 's
**Word Family
Book**

1.


_____ at

3.



_____ at

2.



_____ at

4.

Name: _____

Date: _____

Meet the “at” Family

Look at the pictures and fill in the missing letter to complete each word.

____ at



____ at



____ at



Name: _____

Date: _____

Phonogram Sliders: "at" Words

b	s
c	h
f	r
m	p

Consonant card

Cut along the dotted lines to create a consonant card. Cut a window to create a phonogram slider card. Parents can slide the phonogram card over the consonant card and ask the child to blend the sounds to create words.

Move the slider card as shown below to create words.

	b	s
	c	at
	f	r
	p	at

		at
--	--	----

Phonogram card

Name: _____

Date: _____


Meet the “an” Family

Look at the pictures and fill in the missing letter to complete each word.

____an



____an




____an



Name: _____

Date: _____


Words That End with -EN



OVEN



CHILDREN



HEN

Circle the 'en' in each word below.

oven

children

hen

Trace the letters.

oven

hen

ten

Name: _____

Date: _____

Phonics: "IG" Words




Trace the letter. Then, draw a line to the matching picture.

dig

wig

pig

big





Name: _____

Date: _____

Phonics: "OG" Words


Trace the letters to spell the words. Then, read the words aloud!

dog



log

frog




Name: _____

Date: _____

Words with "UB"

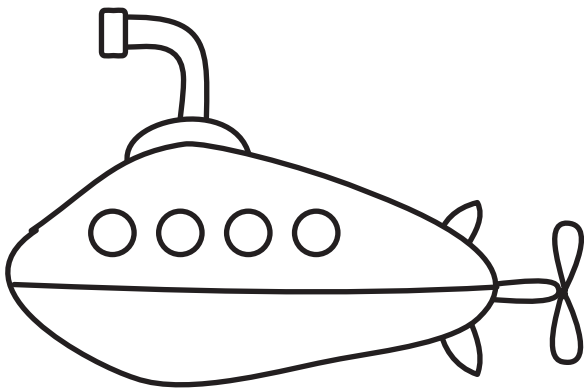
Trace the words. Then, color the pictures!




cub



rub



sub



tub

Name: _____

Date: _____


Meet the “it” Family

Look at the pictures and fill in the missing letter to complete each word.


____ it



____ it



____ it



Name: _____

Date: _____

Phonogram Sliders: "it" Words

f	s
k	w
p	b
l	h

Consonant card

Cut along the dotted lines to create a consonant card. Cut a window to create a phonogram slider card. Parents can slide the phonogram card over the consonant card and ask the child to blend the sounds to create words.

Move the slider card as shown below to create words.

	f	s
	k	it
	p	b
	h	it

		it
--	--	----

Phonogram card

Name: _____


Date: _____

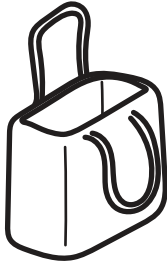
Word Changer


Starting with the first word, change one letter to make the next word.




r u g











Name: _____

Date: _____

Phonogram Sliders: "ug" Words

t	d
b	h
j	r
m	l

Consonant card

Cut along the dotted lines to create a consonant card. Cut a window to create a phonogram slider card. Parents can slide the phonogram card over the consonant card and ask the child to blend the sounds to create words.

Move the slider card as shown below to create words.

	t	d
	b	ug
	j	r
	l	ug

		ug
--	--	----

Phonogram card

Name: _____


Date: _____

Word Changer


Starting with the first word, change one letter to make the next word.





r a t











Name: _____

Date: _____


Word Family "EEP"

Cut out the beginning letters at the bottom of the page. Then, paste them to complete a word that matches each picture.

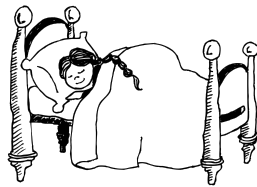
eep



eep




eep




eep




eep



eep



eep



eep



sw	j	sl	ch
d	sh	w	st

Name: _____

Date: _____


Word Family "EST"

Cut out the beginning letters at the bottom of the page. Then, paste them to complete a word that matches each picture.

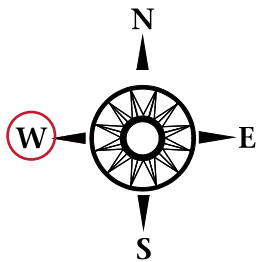
est



est




est



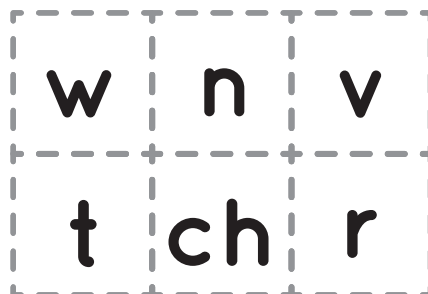
est



est



est



Name: _____

Date: _____




Rhyming Fun



Read the poem below. Then, circle the words that rhyme. Next, brainstorm your own rhyming words to make your own poem. On the following page write your own poem, and then illustrate it!

A-Hunting We Will Go
A-Hunting We Will Go
We'll catch a fox
And put him in a box
A-hunting we will go



fox

goat

box

boat

Name: _____

Date: _____



Rhyming Fun



Handwriting practice lines consisting of solid top and bottom lines with a dashed middle line. There are four sets of these lines for writing practice.



DIPLOMA

Hereby bestowed upon

for excellence in
completion of

Answer Sheets

Sounds All Around

Long A Short A

Long E Short E

Long I Short I

Long O Short O

Long U Short U

Rhyming Words #1

Rhyming Words #2

Rhyming Words #3

Rhyming Words #4

Words with -an

My Word Family Book #1

Word Families: Meet the "An" Family #1

Word Families: Meet the "At" Family

Word Families: Meet the "An" Family #2

Welcome to Word Families: "En" Words

Welcome to Word Families: "Ig" Words

Meet the "it" Family

Word Changer #1

Word Changer #2

All in the Word Family: "Eep" Words

Word Family "est"

Answer Sheet

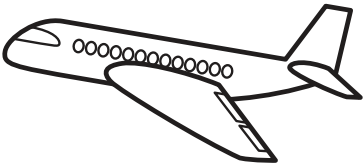





Name: _____

Date: _____





ANSWERS

Long A, Short A

Cut out the pictures below. Say the name of each picture. Glue the words with a **long a** sound next to the **plane**. Glue the words with a **short a** sound next to the **bat**.

 <p>Say the word plane. Plane has a long a sound.</p>	<div data-bbox="634 655 976 997"></div> <div data-bbox="1019 655 1365 997"></div>	
 <p>Say the word bat. Bat has a short a sound.</p>	<div data-bbox="634 1102 976 1444"></div> <div data-bbox="1019 1102 1365 1444"></div>	



			
---	---	--	---

Answer Sheet


Name: _____

Date: _____



ANSWERS

Long E, Short E







Cut out the pictures below. Say the name of each picture. Glue the words with a **long e** sound next to the **sheep**. Glue the words with a **short e** sound next to the **nest**.



Say the word **sheep**.
Sheep has a **long e** sound.



Say the word **nest**.
Nest has a **short e** sound.



Answer Sheet

Name: _____

Date: _____

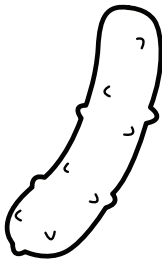

ANSWERS

Long I, Short I





Cut out the pictures below. Say the name of each picture. Glue the words with a **long i** sound next to the **lion**. Glue the words with a **short i** sound next to the **pickle**.



Say the word **lion**.
Lion has a **long i** sound.



Say the word **pickle**.
Pickle has a **short i** sound.



Answer Sheet


Name: _____

Date: _____


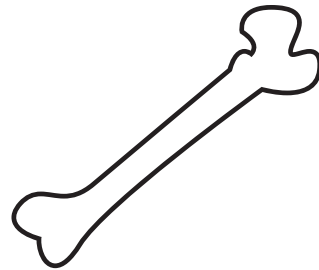
ANSWERS

Long O, Short O

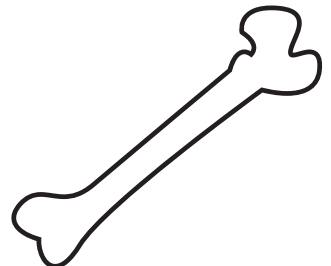



Cut out the pictures below. Say the name of each picture. Glue the words with a **long o** sound next to the **pole**. Glue the words with a **short o** sound next to the **fox**.



Say the word **pole**.
Pole has a **long o** sound.



Say the word **fox**.
Fox has a **short o** sound.



Answer Sheet


Name: _____

Date: _____

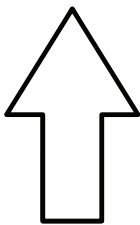
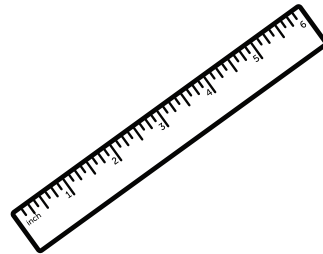
ANSWERS

Long U, Short U






Cut out the pictures below. Say the name of each picture. Glue the words with a **long u** sound next to the **fruit**. Glue the words with a **short u** sound next to the **up arrow**.



Say the word **fruit**.
Fruit has a **long u** sound.



Say the word **up**.
Up has a **short u** sound.



Answer Sheet


Name: _____

Date: _____


ANSWERS

Rhyming Words

Learning to rhyme words is an important step in building phonemic awareness. How many words can you think of that rhyme with "ice"? Use the picture clues for help, and then use your alphabet cards to come up with some rhyming words of your own.

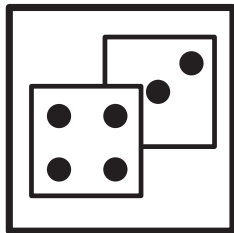


ICE




M

ICE




D

ICE



R

ICE



★ CHALLENGE WORD! ★

S

L

ICE

What other words rhyme with "ice"?

slice, price, nice, spice

Answer Sheet

Name: _____


Date: _____

ANSWERS


Rhyming Words



Learning to rhyme words is an important step in building phonemic awareness. How many words can you think of that rhyme with “**rake**”? Use the picture clues for help, and then use your alphabet cards to come up with some rhyming words of your own.




RAKE




C

AKE



L

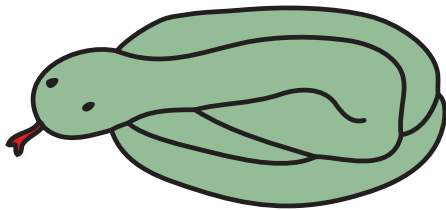
AKE



B

AKE

★ CHALLENGE WORD! ★



S

N

AKE

What other words rhyme with “rake”?

shake, make, take, fake

Answer Sheet


Name: _____

Date: _____

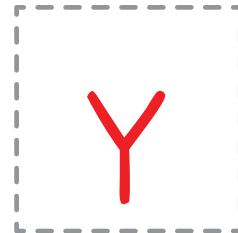
ANSWERS

Rhyming Words


Learning to rhyme words is an important step in building phonemic awareness. How many words can you think of that rhyme with "well"? Use the picture clues for help, and then use your alphabet cards to come up with some rhyming words of your own.





WELL




ELL



ELL



ELL



★ CHALLENGE WORD! ★

Hint: A digraph is used.



ELL

What other words rhyme with "well"?

fell, gel, smell, sell, tell

Answer Sheet

Name: _____


Date: _____

 **ANSWERS**



Rhyming Words





Learning to rhyme words is an important step in building phonemic awareness. How many words can you think of that rhyme with “**nail**”? Use the picture clues for help, and then use your alphabet cards to come up with some rhyming words of your own.





NAIL




AIL



AIL



AIL



★ CHALLENGE WORD! ★



AIL

What other words rhyme with “nail”?

quail, rail, trail, frail

Answer Sheet



Name: _____

Date: _____

ANSWERS

Words with -an

Trace the letters. Then match up the words with the image.



can

fan

pan

man

van

ran

tan

Answer Sheet

Name: _____ Date: _____


ANSWERS

My Word Family Book

Color in the pictures and fill in the blank spaces. Then, have an adult help you cut out the pages and staple your book together.

_____'s Word Family Book

1.




Van

3.



Can

2.



Fan

4.

Answer Sheet

Name: _____

Date: _____

ANSWERS


Meet the “an” Family

Look at the pictures and fill in the missing letter to complete each word.

C an



V an



R an



Answer Sheet

Name: _____


Date: _____

ANSWERS

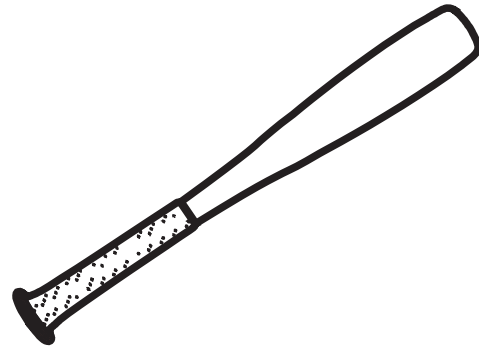
Meet the “at” Family

Look at the pictures and fill in the missing letter to complete each word.


 C at



 B at



 H at



Answer Sheet

Name: _____

Date: _____

ANSWERS


Meet the “an” Family

Look at the pictures and fill in the missing letter to complete each word.

C an



V an



R an




Answer Sheet

Name: _____

Date: _____

ANSWERS


Words That End with -EN



OVEN



CHILDREN



HEN

Circle the 'en' in each word below.

oven

children

hen

Trace the letters.

oven

hen

ten

Answer Sheet

Name: _____

Date: _____

ANSWERS

Phonics: "IG" Words





Trace the letter. Then, draw a line to the matching picture.

dig

wig

pig

big



Answer Sheet

Name: _____

Date: _____

ANSWERS

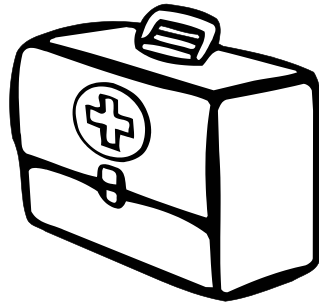
Meet the “it” Family

Look at the pictures and fill in the missing letter to complete each word.


P it



K it



S it



Answer Sheet

Name: _____

Date: _____


ANSWERS

Word Changer

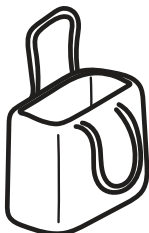
Starting with the first word, change one letter to make the next word.



r u g




b u g



b a g



b a t



c a t



c a r

Answer Sheet

Name: _____

Date: _____


ANSWERS

Word Changer

Starting with the first word, change one letter to make the next word.




r a t



c a t




c a n



c a p



c u p



p u p

Answer Sheet

Name: _____

Date: _____

ANSWERS


Word Family "EEP"

Cut out the beginning letters at the bottom of the page. Then, paste them to complete a word that matches each picture.

j eep



ch eep




sl eep




w eep




sh eep



st eep



d eep



sw eep



sw	j	sl	ch
d	sh	w	st

Answer Sheet

Name: _____

Date: _____

ANSWERS


Word Family "EST"

Cut out the beginning letters at the bottom of the page. Then, paste them to complete a word that matches each picture.

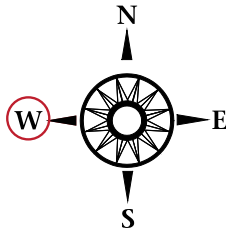
r est



ch est




w est



n est



t est



v est



w	n	v
t	ch	r