

# Spelling Patterns:

## Endings

2<sup>nd</sup>  
GRADE



book → books




smile → smiled



witch → witches



cry → cried



berry → berries



run → running



leaf → leaves



tie → tying

# Table of Contents

---

## Spelling Patterns: Endings

Nouns: Singular vs. Plural  
How to Make a Noun Plural  
Ends in Y  
More Than One  
Plurals Word Search  
The Irregular Plural Noun  
Irregular Plural Nouns  
Verbs: Verb Review  
Basic Past Tense  
Double the Consonant  
Verbs That End in E  
Verbs That End in Y  
The Sounds ed Can Make  
Spot the Ending  
Verbs with Ing  
Double the Consonant First  
Take Away the E  
Change le to Y Before Adding Ing  
Consonant Endings: ed and ing  
An End

*Certificate of Completion*

Want more workbooks? Join Education.com Plus to save time and money.  
<http://www.education.com/education-plus/>

# Singular vs. Plural

A **singular** noun is an individual person, place or thing. A **plural** noun is the word for more than one.

## Singular Noun

cat  
house  
box  
witch

## Plural Noun

cats  
houses  
boxes  
witches

We add **s** and **es** to the end of singular nouns to show that they are plural.

## Spelling Rules: Adding s to Make a Plural

For many words all you need to do is add an s to the end of the word. Examples:

cat → cats  
egg → eggs  
jump → jumps

There are exceptions to this rule. Use this chart to help you remember what to do to make certain words plural.

If the word ends in:	do this:	and add:	Examples:
-ch -s -sh -x -z	change nothing	-es	church → churches mass → masses brush → brushes match → matches box → boxes
consonant + y	remove the y	-ies	spy → spies baby → babies try → tries

# How to Make a Noun Plural

Most singular nouns can be made plural by just adding an **s** to the end. For nouns ending in **x**, **z**, **s**, **sh** and **ch** you can form the plural by adding an **es** to the end.

**Directions:** Look at the pictures and write each noun in singular and plural form.

## Word Bank

witch



airplane



box



book



sock



horse



lemon




Singular	Plural

# Ends in **y**

For words where **y** follows a vowel, add **s**.

For words where **y** follows a consonant, drop the **y** and add **ies**.



**berry** \_\_\_\_\_



**baby** \_\_\_\_\_



**bunny** \_\_\_\_\_



**boy** \_\_\_\_\_



**key** \_\_\_\_\_



**fly** \_\_\_\_\_



**spy** \_\_\_\_\_



**monkey** \_\_\_\_\_



**tray** \_\_\_\_\_



**toy** \_\_\_\_\_

# More Than One

Write the plural for each word by adding **s** or **es**.



apple \_\_\_\_\_



fox \_\_\_\_\_




brush \_\_\_\_\_



ball \_\_\_\_\_



tent \_\_\_\_\_




sandwich \_\_\_\_\_



watch \_\_\_\_\_



ax \_\_\_\_\_



pig \_\_\_\_\_



house \_\_\_\_\_



bee \_\_\_\_\_



tomato \_\_\_\_\_

For words that end in **o** you normally just add **s** to make it plural, but there are exceptions.

**Example:** volcano —————> volcanoes.

Add **es** to these words ending with **o**.




tomato \_\_\_\_\_



potato \_\_\_\_\_

# Plurals Word Search

**Directions:** Write the plural for each word by adding **s** or **es** to the end. Circle the plural forms found in the word search.



pencil \_\_\_\_\_



cup \_\_\_\_\_



fox \_\_\_\_\_



crayon \_\_\_\_\_



house \_\_\_\_\_



cat \_\_\_\_\_



witch \_\_\_\_\_



box \_\_\_\_\_

B	O	X	E	S	B	R	Y
C	W	I	T	C	H	E	S
R	I	X	E	S	Q	C	G
A	J	C	U	P	S	A	F
Y	M	U	Z	O	E	T	O
O	O	P	E	S	A	S	X
N	H	O	U	S	E	S	E
S	P	E	N	C	I	L	S

# The Irregular Plural Noun

Make the nouns below plural but, be careful, they are irregular. Regular plural nouns just have an **s** at the end, but irregular plural nouns are different.




**leaf**

---



**tooth**

---



**goose**

---



**scarf**

---



**kiss**

---




**wolf**

---



# Irregular Plural Nouns

Make the nouns below plural but, be careful, they are irregular. Regular plural nouns just have an **s** at the end, but irregular plural nouns are different.



**child**

---



**person**

---



**foot**

---



**ox**

---



**woman**

---



**fish**

---

# Verb Review

Remember that a noun is a person, place or thing. Verbs are often used in sentences right next to nouns. In your own words, describe what a verb is.


---

---

---

What are verbs that you've heard before? Write them here.

<hr/>	<hr/>
<hr/>	<hr/>
<hr/>	<hr/>
<hr/>	<hr/>
<hr/>	<hr/>
<hr/>	<hr/>
<hr/>	<hr/>
<hr/>	<hr/>
<hr/>	<hr/>
<hr/>	<hr/>
<hr/>	<hr/>
<hr/>	<hr/>
<hr/>	<hr/>
<hr/>	<hr/>
<hr/>	<hr/>
<hr/>	<hr/>
<hr/>	<hr/>
<hr/>	<hr/>
<hr/>	<hr/>
<hr/>	<hr/>



# Basic Past Tense

We add **ed** to the end of regular verbs to show that something happened in the past.

**Directions:** Read the first sentence, and circle the verbs. Rewrite the verb from the word bank into the second sentence to show that the action happened in the past.

**Example:** The children play at recess time.

Yesterday, the children played at recess time.

<b>Word Bank</b>
------------------

<b>ask</b>	<b>chase</b>	<b>depend</b>	<b>hand</b>	<b>walk</b>
------------	--------------	---------------	-------------	-------------

1. We depend on the car to get from home to school.

We \_\_\_\_\_ on the car to get from home to school, but now we ride the bus to school.

2. "Hand your homework in," said the teacher to her students.

The students \_\_\_\_\_ in their homework to the teacher.

3. I chase the ball across the field.

I \_\_\_\_\_ the ball across the field.

4. Did you ask to go to the park?

Yes, I \_\_\_\_\_ to go to the park.

5. Let's walk around the lake.

We \_\_\_\_\_ around the lake.

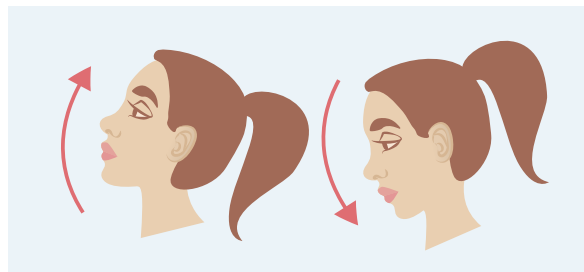


# Double the Consonant

For some verbs, you need to double the last letter before adding ed. These words have a special pattern. The last three letters of the word have the pattern consonant-vowel-consonant.

**Directions:** Change each word to the past tense by doubling the last consonant and adding ed. Then, draw a picture to illustrate the past tense verb.

**Example:**      **nod**                      **nodded** \_\_\_\_\_



**stop** \_\_\_\_\_

**hop** \_\_\_\_\_

**skip** \_\_\_\_\_

**sob** \_\_\_\_\_

# Verbs That End in e

When a verb ends in **e** add only a **d** to the word to make it past tense.

**Directions:** Rewrite the words below to put them in the past tense. Then, find the word in the word search.

**Example:** dance danced



smile \_\_\_\_\_




pick \_\_\_\_\_



pinch \_\_\_\_\_



sneeze \_\_\_\_\_



race \_\_\_\_\_



paint \_\_\_\_\_



rain \_\_\_\_\_



help \_\_\_\_\_

P	A	I	N	T	E	D	S
I	S	M	I	L	E	D	N
N	A	E	D	E	P	R	E
C	T	K	O	Q	D	A	E
H	V	X	C	B	U	I	Z
E	R	A	C	E	D	N	E
D	X	H	E	L	P	E	D
P	I	C	K	E	D	D	J

# Verbs That End in **y**

When a verb ends with a **y** and there is a consonant before it, the **y** changes to **i** before adding **ed**.

**Example:** study → studi + ed → studied



cry \_\_\_\_\_



try \_\_\_\_\_



fry \_\_\_\_\_



worry \_\_\_\_\_



hurry \_\_\_\_\_



carry \_\_\_\_\_



copy \_\_\_\_\_



dry \_\_\_\_\_

B	T	A	R	F	W	C	X
C	R	I	E	D	O	A	H
O	I	A	B	H	R	R	U
P	E	I	S	Q	R	R	R
I	D	P	R	B	I	I	R
E	H	Y	I	P	E	E	I
D	R	I	E	D	D	D	E
F	R	I	E	D	I	E	D


# The Sounds **ed** Can Make

Adding **ed** to the end of a word can make three different sounds. Depending on the word you add **ed** to, it can sound like “**id**,” “**d**,” or “**t**.”

Cut out each word at the bottom of the page. Then, one by one, read each word aloud, and glue it in the correct column. Each column starts with an example.

“id”	“d”	“t”
<b>batted</b>	<b>played</b>	<b>blinked</b>

<b>exited</b>	<b>bloomed</b>	<b>loved</b>
<b>agreed</b>	<b>dumped</b>	<b>smiled</b>
<b>added</b>	<b>baked</b>	<b>talked</b>




# Spot the Ending

**Directions:** Circle the correct past tense verb.

**Example:** bake

bakked   **baked**   bakd



**wash**   wasshed   washd   washed

**relax**   relaxd   relaxed   relaxxed

**clean**   cleaned   cleanned   cleand

**smile**   smiled   smild   smiled

**visit**   visits   visited   visitted

**invite**   invites   invitedd   invited

**call**   calld   caled   called

**pry**   pried   pryed   pryedd

**live**   livd   lived   livved

**spy**   spiedd   spide   spied



# Verbs with **ing**

Rewrite each verb to tell what is happening now.

1. Are you \_\_\_\_\_ to open the door?  
(try)

2. He is \_\_\_\_\_ basketball with his friends.  
(play)

3. She is \_\_\_\_\_ a cake for the party.  
(bake)

4. We are \_\_\_\_\_ to music.  
(listen)

5. Tim is \_\_\_\_\_ his bike to school.  
(ride)

6. Sara is \_\_\_\_\_ for a book to read.  
(look)

7. Our school is \_\_\_\_\_ paper and plastic.  
(recycle)

8. I am \_\_\_\_\_ the cat.  
(feed)



# Double the Consonant First

For some verbs, you need to double the last letter before adding **ing**. These words have a special pattern. The last three letters have the pattern consonant-vowel-consonant.

**Directions:** Change each word to the present tense by doubling the last consonant and adding **ing**. Then, draw a picture to illustrate the present tense verb.

**Example:**      **run**                      **running**



**tap** \_\_\_\_\_

**swim** \_\_\_\_\_

**pop** \_\_\_\_\_

**sip** \_\_\_\_\_

# Take Away the e

If the verb ends in a **consonant + e**, take away the **e** before adding **ing** to show the action is happening now.

**Directions:** Read the first sentence, and circle the verb. Rewrite the verb in the second sentence to show that the action is happening now. Remember to drop the **e**.

**Example:** I will phone my friends to invite them to my party.

I am phoning my friends to invite them to my party.

Word Bank							
dance	make	bake	phone	take	wake	smile	bite

1. I will dance when I hear my favorite song.

I am \_\_\_\_\_ to my favorite song.

2. We will make a card for our mom's birthday.

We are \_\_\_\_\_ a card for our mom's birthday.

3. Do you want to bake cookies or a cake?

We are \_\_\_\_\_ brownies!

4. He will have to wake up early for the trip.

He is \_\_\_\_\_ up.

5. Try to smile for the picture.

Everyone is \_\_\_\_\_ for the class picture.

6. Dad will take us to the zoo.

Dad is \_\_\_\_\_ us to the zoo right now.



# Change **ie** to **y** Before Adding **ing**

If the verb ends in an **ie** change the **ie** to **y**. Then add **ing** to show the action is happening now.

die \_\_\_\_\_

lie \_\_\_\_\_

tie \_\_\_\_\_

vie \_\_\_\_\_



I	T	A	V	Y	I	N	G
F	R	T	Y	I	N	G	R
I	D	K	X	R	S	H	E
G	Y	L	H	M	E	R	W
N	I	N	A	Y	G	E	J
T	N	G	D	Z	W	T	U
R	G	A	R	Q	R	R	N
B	A	L	Y	I	N	G	G

# Consonant Endings: **ed** and **ing**

For each list circle the correct **ed** and **ing** ending for the verb.

<b>walk</b>	walkked	walked	walking	wakking
<b>jump</b>	jumped	jumpped	jumping	jumping
<b>slap</b>	slapped	slaping	slapping	slaped
<b>pin</b>	pinned	pinning	pined	pineng
<b>dot</b>	doted	dotted	doting	dotting
<b>tan</b>	tanned	taning	taned	tanning
<b>wag</b>	wagdd	wagged	waggeng	wagging
<b>wink</b>	winkdd	winked	winking	winkking
<b>tug</b>	tuging	tuged	tugging	tugged
<b>pull</b>	puling	pulled	pulling	puled

Write the correct **ed** or **ing** ending for the word given.

1. Frank (tap) \_\_\_\_\_ his foot to the music.
2. Kristi is (put) \_\_\_\_\_ the cake in the oven.
3. Mindy (play) \_\_\_\_\_ with her friends after school.
4. Mark is (look) \_\_\_\_\_ for his other sock.



# An End

Rewrite each word with the ending **ed**.

wish \_\_\_\_\_

cry \_\_\_\_\_

stop \_\_\_\_\_

cough \_\_\_\_\_

hurry \_\_\_\_\_

sneeze \_\_\_\_\_

laugh \_\_\_\_\_

pop \_\_\_\_\_

nod \_\_\_\_\_

time \_\_\_\_\_

Complete each sentence with the correct word from the box. Spell the word correctly with **ing** at the end.

<b>Word Bank</b>					
worry	bob	wave	take	smell	keep

1. At the Halloween party we are \_\_\_\_\_ for apples.

2. He is \_\_\_\_\_ about the math test this week.


3. She is \_\_\_\_\_ at the animals at the zoo.

4. They are \_\_\_\_\_ their house clean by sweeping every day.

5. Mike does not like \_\_\_\_\_ the trash out.

6. Mom was \_\_\_\_\_ the flowers at the park.





# Great job!

---

is an Education.com writing superstar

