

St. Patty's MATH MASHUP

K
Kindergarten

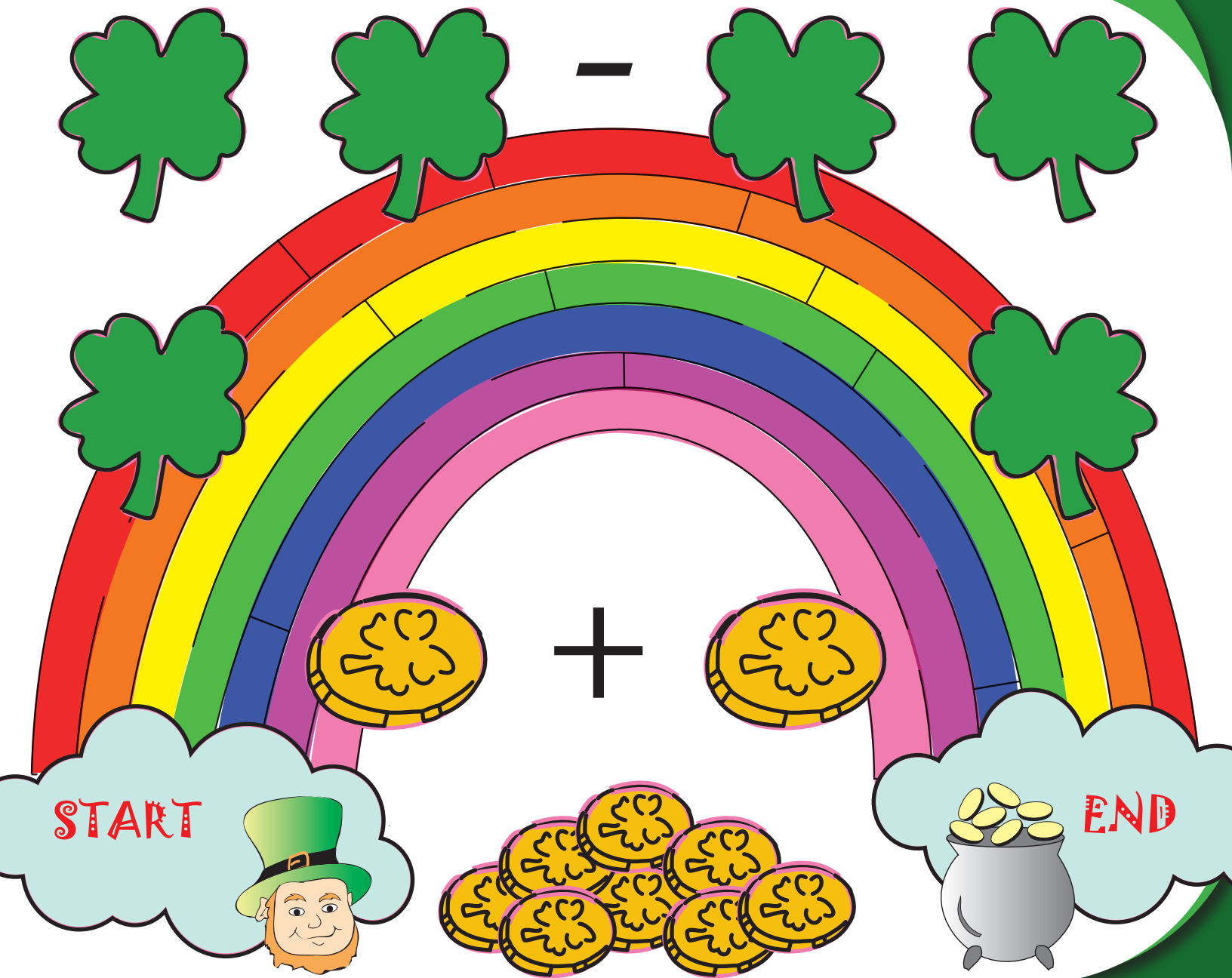


Table of Contents

St. Patty's Math Mashup

St. Patrick's Day Counting #1
St. Patrick's Day Count and Write
Happy St. Patrick's Day
St. Patrick's Day Counting #2
St. Patrick's Day Pot of Gold Math
St. Patrick's Day Counting #3
St. Patrick's Day Addition #1
St. Patrick's Day Rainbow Maze
St. Patrick's Day Addition #2
St. Patrick's Day Maze: Help the Leprechaun!
St. Patrick's Day Addition #3
St. Patrick's Day Subtraction #1
St. Patrick's Day Count and Write: Numbers One Through Five
St. Patrick's Day Subtraction #2
St. Patrick's Day Count and Write: Numbers Six Through Ten
St. Patrick's Day Subtraction #3
Leprechaun Coin Toss
Pots of Gold



Certificate of Completion

Want more workbooks? Join Education.com Plus to save time and money.
<http://www.education.com/education-plus/>



St. Patrick's Day Counting

Count the shapes. How many are there?
Write the total in the box.










St. Patrick's Day Count and Write



Count the gold coins in each pot and write that number inside the pot.






Color Key

1 = Green

2 = Black


3 = Gold

HAPPY ST. PATRICK'S DAY!





St. Patrick's Day Counting



Count the gold coins. How many are there?
Write the total in the box.





St. Patrick's Day Pot of Gold Math



Help the leprechaun fill these pots with gold coins!











Read each number on the pot, and draw that many gold coins.





St. Patrick's Day Counting

Count the four leaf clovers. How many are there?
Write the total in the box.








St. Patrick's Day Addition

Add the St. Patrick's Day items below. How many are there? Write the total in the box.


$$4 + 4 = \boxed{\quad}$$


$$8 + 2 = \boxed{\quad}$$


$$4 + 1 = \boxed{\quad}$$



$$10 + 3 = \boxed{\quad}$$



St. Patrick's Day Rainbow Maze



Can you help the leprechaun find his way to the pot of gold?



START



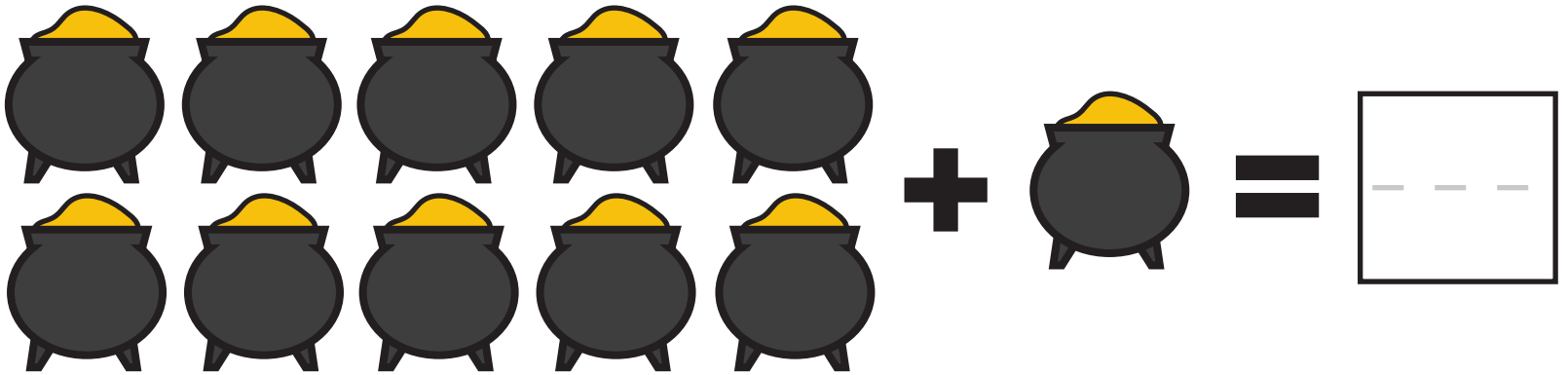



END



St. Patrick's Day Addition

Add the St. Patrick's Day items below. How many are there? Write the total in the box.




Help the Leprechaun!

Start!

Which color
of the rainbow
will take him
to his pot of gold?




Color the rainbow to find out!








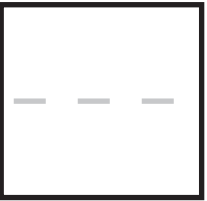





St. Patrick's Day Addition

Add the St. Patrick's Day items below. How many are there? Write the total in the box.

 $+$  $=$ 

 $+$  $=$ 


 $+$  $=$ 

 $+$  $=$ 




St. Patrick's Day Subtraction


Count the St. Patrick's Day items below. Then cross out the number of items to subtract them. How many are there? Write the total in the box.




$$5 - 4 =$$



$$8 - 5 =$$



$$2 - 1 =$$




$$4 - 2 =$$






St. Patrick's Day Count and Write

Numbers One through Five

Count the shamrocks in each square and write the number next to it.




Four





St. Patrick's Day Subtraction

Count the St. Patrick's Day items below. Then cross out the number of items to subtract them. How many are there? Write the total in the box.




$$6 - 1 =$$



$$4 - 3 =$$



$$5 - 2 =$$




$$7 - 4 =$$






St. Patrick's Day Count and Write


Numbers Six through Ten

Count the leaves in each square and write the number next to it.



Eight





St. Patrick's Day Subtraction

Count the St. Patrick's Day items below. Then cross out the number of items to subtract them. How many are there? Write the total in the box.




$$9 - 4 =$$



$$10 - 8 =$$




$$6 - 5 =$$



$$8 - 3 =$$



fold →



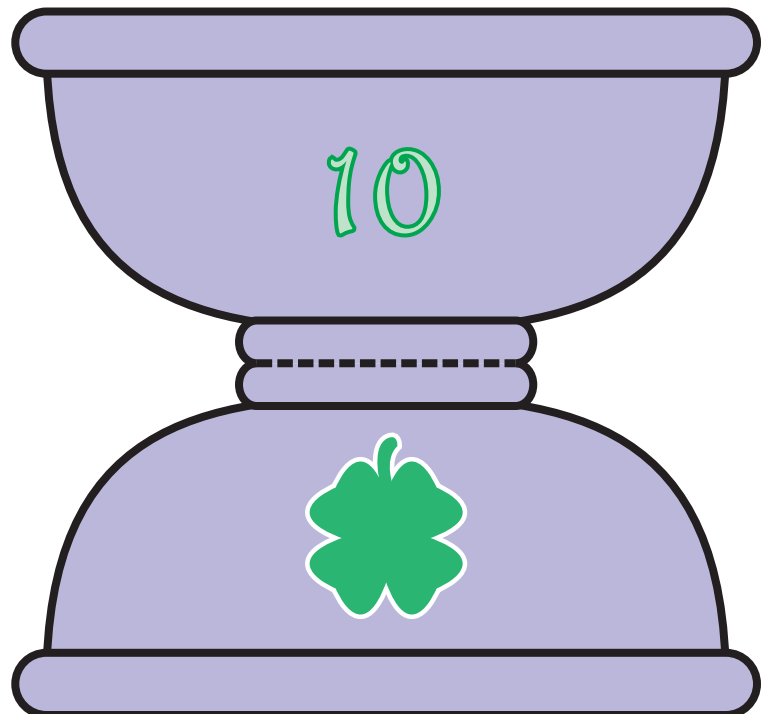



Directions

1. Have children color page
2. Cut out the hole for the opening in the pot of gold
3. Fold paper along line close to the bottom
4. Tape top of paper to wall and bottom of paper to floor

To play game, have children stand a few feet back and give them 30 seconds to see how many pennies or other coins they can toss through the hole.

POTS OF GOLD

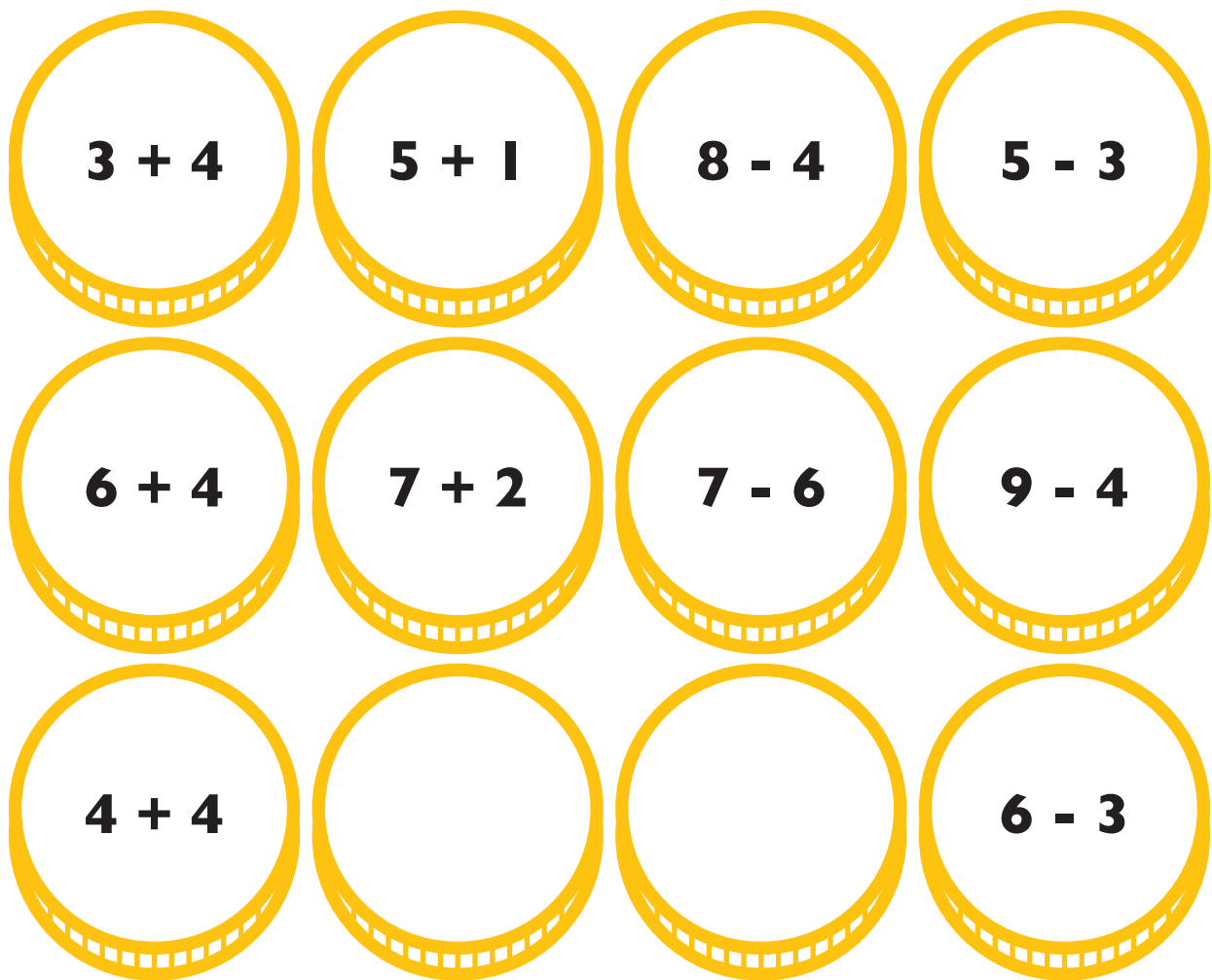
To make your pots of gold, begin by cutting around the edges.
Then fold at the dotted line and use staples to connect both sides.



POTS OF GOLD

Coins #1

Solve the problems. Then cut out each of the gold coins below.
There are two blank coins to write your own problems
with answers between one and ten.

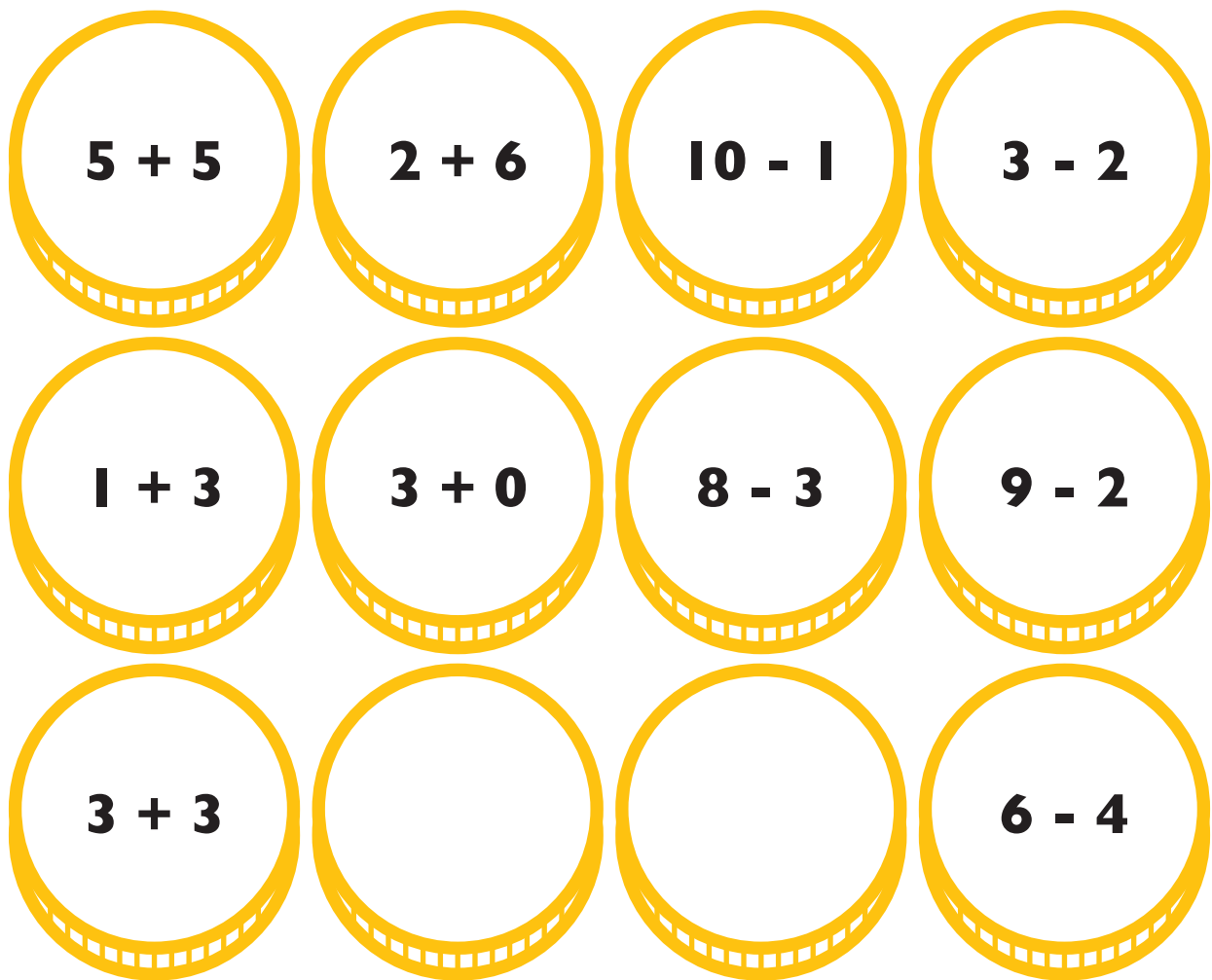


When you're done, mix up all the coins
and put them in the pot of gold
with the correct answer.

POTS OF GOLD

Coins #2

Solve the problems. Then cut out each of the gold coins below.
There are two blank coins to write your own problems
with answers between one and ten.




When you're done, mix up all the coins
and put them in the pot of gold
with the correct answer.

POTS OF GOLD

Coins #3

Solve the problems. Then cut out each of the gold coins below.
There are two blank coins to write your own problems
with answers between one and ten.

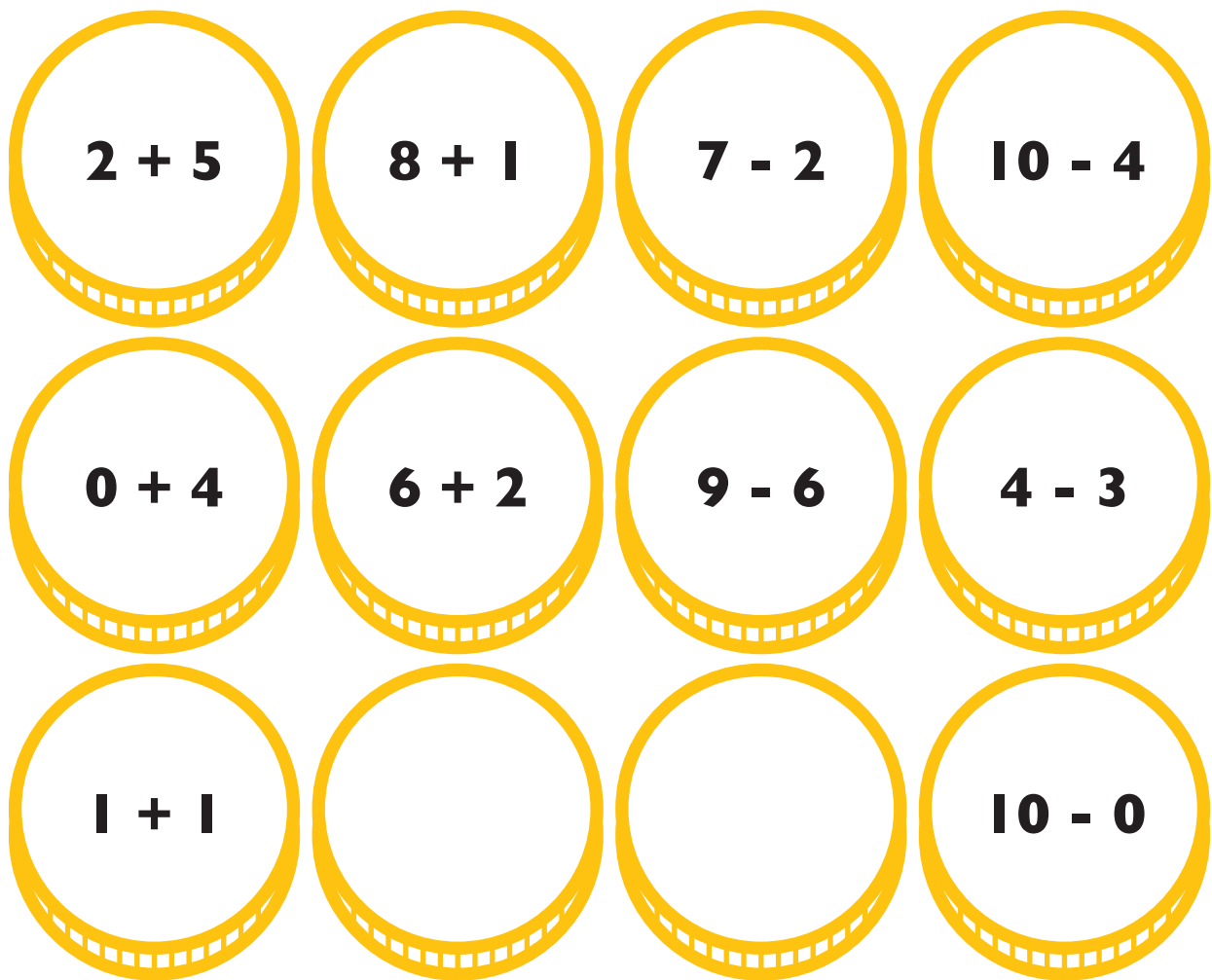


When you're done, mix up all the coins
and put them in the pot of gold
with the correct answer.


POTS OF GOLD

Coins #4

Solve the problems. Then cut out each of the gold coins below.
There are two blank coins to write your own problems
with answers between one and ten.



When you're done, mix up all the coins
and put them in the pot of gold
with the correct answer.



Great job!

is an Education.com math superstar

