

Winter Writing Journal

4th
Grade

The clock struck midnight and...




Table of Contents

Winter Writing Journal

Winter Story Cards: Instructions
Winter Story Cards: Characters
Winter Story Cards: Settings
Winter Story Cards: Story Items
Writing Page
Snow Day!
Winter Bucket List
Winter Writing
Christmas Writing
If You Were a Snowflake...
Santa Writing Prompt
Writing Prompt: Christmas in Summer?
Writing Prompt: The Evil Snowman
Writing Prompt: The Present
Writing Prompt: Frozen in Time
Persuasive Essay: Is Santa Real?

Certificate of Completion

Want more workbooks? Join [Education.com Plus](http://www.education.com/education-plus/) to save time and money.
<http://www.education.com/education-plus/>



It's story time! Cozy up by the fire for some wintry storytelling with story cards. To play, draw one setting card, one story item card and one character card. Then, tell a story using the items that you see on your cards! To put more twists and turns into your story, draw more cards.

Use the following table to organize your story and the blank page provided to write your story.

Storyteller (your name): _____

Cards chosen (circle all that apply):

Setting:

snowy outdoor forest	winter cabin	in the car	a frozen pond
ski slope	in the classroom	the playground	the North Pole

Characters:

snowman	Santa Claus	reindeer	kids
you	Yeti	ice skater	elf

Items:

shovel	Santa's sleigh	a sled	sack of toys
a pair of mittens	an igloo	a pair of skis	mistletoe




SNOWMAN




REINDEER



SANTA CLAUS



KIDS



YOU!



YETI




ICE SKATER




ELF




SNOWY FOREST



SKI SLOPES




WINTER CABIN



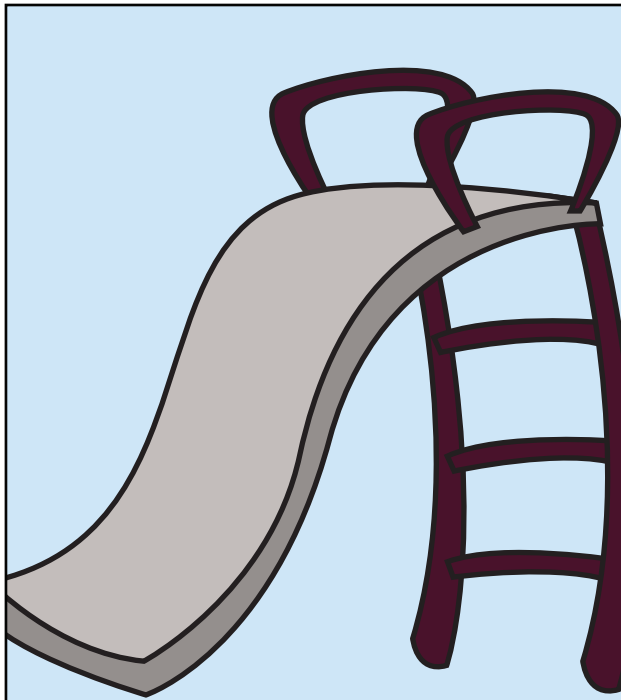
IN THE CAR




IN THE CLASSROOM



A FROZEN POND



THE PLAYGROUND




THE NORTH POLE



SANTA'S SLEIGH



SACK OF TOYS




A SLED



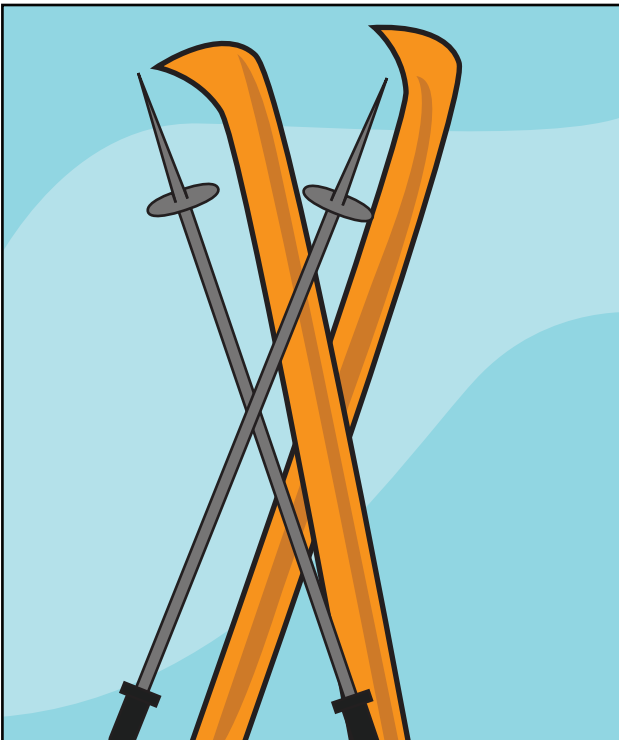
A SHOVEL




PAIR OF MITTENS



AN IGLOO



SKIS



MISTLETOE

Once upon a time...

Handwriting practice lines consisting of 20 sets of three horizontal dashed lines for writing.

Snow Day!


Not all parts of the country can have snow days, but it's always good to be prepared. What would you want to have with you if you got snowed in? Create a survival kit for yourself to prepare for that next big blizzard!

STEP ONE

Make a list of supplies

What will you need to survive a snow day?

I will need...



STEP TWO

Make a snow day home base

What will it look like? Draw a map.

Describe your snow day home base

STEP THREE

Make an itinerary of things to do

Fill in each activity with a description



One art or DIY craft:



One indoor group game:



One book to read:



One partner in crime:



One meal to cook:



One card game:



One fun indoor activity:

WINTER

.....

bucket list

Winter is a time for change and renewal. Make your own winter bucket list.

Think of **ONE** healthy thing that you want to start doing every single day.

now do it! ☐

What are **TWO** things you've really been wanting to buy? Write up a budget so you can start saving; you'll appreciate them more if you work hard for them!

1.

2.

Plan out your budget here:

Goal amount:

Amount of money I'll save every week:

How many weeks I will save up:

I got them! ☐

Think of **THREE** fun winter activities that you've always wanted to do. Bring your friends!

1.

2.

3.

I did it! ☐



Write down **FOUR** favorite winter traditions. Make sure you go do them.

1. _____
2. _____
3. _____
4. _____

 *I did it!* ☐

Think of **THREE** fun activities you can do with your whole family this winter. Put them down on the calendar!

1. _____
2. _____
3. _____

 *I did it!* ☐

Think of **TWO** ways you can give back this holiday season. Have fun doing good for others, it'll make you feel good too!

1. _____

2. _____

 *I helped!* ☐

What is **ONE** thing you've always wanted to learn how to do? Write up a game plan of how you will start learning!

- _____

 *I learned!* ☐

winter


Describe the holiday season using the five senses. What smells remind you of the holidays? What sights do you love? How does it feel? Do you have any favorite winter tastes? Which sounds make you think of Christmas? Paint a scene of senses.

Handwriting practice lines consisting of 20 horizontal dashed lines for writing.

Christmas

What if "Christmas" were a person? Would it be a boy or girl? What would this person look like? Describe Christmas's personality and other traits.

Handwriting practice lines consisting of multiple sets of three horizontal dashed lines for writing.



If you were a snowflake,
what would life be like for you?
Describe your journey from birth in the clouds,
all the way to rest on the ground.

A series of horizontal dashed lines for writing, spanning the width of the page.

Dear _____ ,
(write your name)

December 25, 2013

This is Santa Claus. I am in danger and need your help!

You receive a letter from Santa in the mail. Santa is in danger! But the strange thing is that the letter is dated 1 year into the future. What did the letter say? Tell a story about how you unravel the mystery and save Santa Claus.



Writing Prompt Christmas in Summer?



What if Christmas took place on June 25th instead of December 25th? How would it be different? Write a story about what summer Christmas looks like and draw a few examples in the space provided below.

**Draw a summer Christmas tree, ornaments and decorations!
Instead of Christmas sweaters, what would be worn to parties?**

[illegible]

Writing Prompt The Evil Snowman



You are being followed down the street by an evil snowman that came to life! But the worst part is that no one believes you. Tell a story about what you do next.

Handwriting practice area with ten sets of horizontal dashed lines for writing.

Handwriting practice sheet with a green wavy border and 20 sets of horizontal dashed lines for writing practice.

Writing Prompt The Present




One night, you sneak into the living room to check out the presents under the tree. Suddenly, you hear a voice. It's small and soft. Then, you realize it's coming from one of the presents...

A large rectangular area with a dashed border, intended for writing. It contains ten horizontal dashed lines for writing.

A large rectangular area with a solid purple border and a dashed purple inner border, containing 20 horizontal dashed lines for handwriting practice.

Writing Prompt Frozen in Time



This image shows a blank sheet of white paper with horizontal dashed lines, typical of primary school handwriting practice paper. The lines are evenly spaced and run across the width of the page. There is no text or other markings on the paper.

Handwriting practice sheet with 20 sets of three horizontal lines (top solid, middle dashed, bottom solid) for writing practice.



Persuasive Essay Is Santa Real?

Little Timmy came home crying one day - some kids just told him that Santa doesn't exist! Unfortunately, they had a good argument: There is no such thing as a flying reindeer, the North Pole is too cold to live in, and how could Santa even visit every child of the world in one night? It's your job to provide a counter-argument to help make Little Timmy renew his belief in Santa! Use what you will learn about persuasive writing to come up with 3 main counter-arguments, each with plenty of supporting evidence, to argue that there really is a Santa Claus.

Identify your counter-arguments

Use the chart below to identify your counter-argument for each point your friends made against the existence of Santa Claus.

Their argument	Your argument
There is no such thing as a flying reindeer.	
The North Pole is too cold to live in.	
How can Santa visit every child in the world in just one night?	

Outline your essay

Fill in the essay map below with points for your introduction, your three main arguments including their separate supporting details and your conclusion.

Here are a few things to keep in mind while organizing your essay:

Introduction: Identify the purpose of your essay and give a brief summary.

Body: State your topic sentence for each point, give supporting details for each and then give a concluding sentence for each paragraph.

Conclusion: Restate the points made in your essay and make your last statements regarding the topic.

Introduction

Argument #1

Supporting Details

Argument #2

Supporting Details

Argument #3

Supporting Details

Conclusion

Write your essay

Use the information you've organized in the previous pages to write your essay.

This image shows a full page of a handwriting practice worksheet. It consists of multiple rows of horizontal dashed lines spaced evenly down the page, providing a guide for letter height and placement. The background is plain white, and there are no other markings or text present.



Great job!

is an Education.com writing superstar

