

Mole Concept

Section (A) : Atoms, molecules, moles & avogadro's hypothesis

Introduction :

There are a large number of objects around us which we can see and feel.

Anything that occupies space and has mass is called matter.

Ancient Indian and Greek Philosopher's beleived that the wide variety of object around us are made from combination of five basic elements : Earth, Fire, Water, Air and Sky.

The Indian Philosopher kanad (600 BC) was of the view that matter was composed of very small, indivisible particle called "*parmanus*".

Ancient Greek Philosophers also believed that all matter was composed of tiny building blocks which were hard and indivisible.

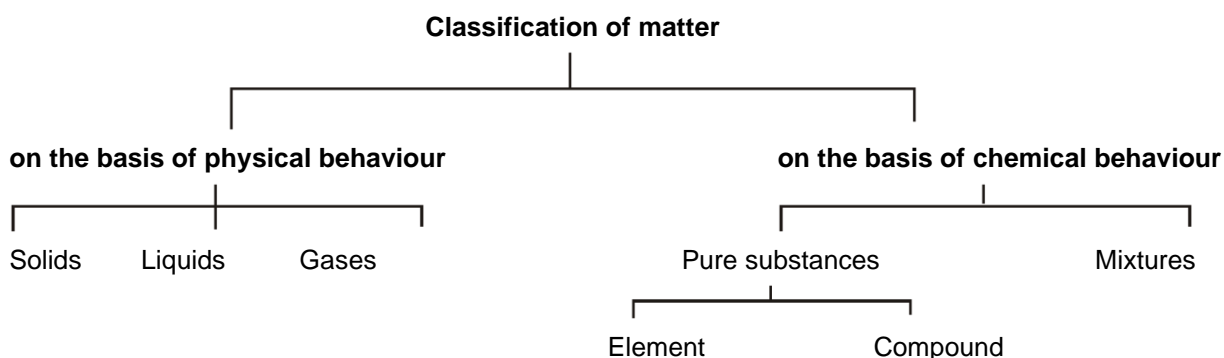
The Greek philosopher Democritus named these building blocks as atoms, meaning indivisible.

All these people have their philosophical view about matter, they were never put to experimental tests, nor ever explain any scientific truth.

It was **John Dalton** who firstly developed a theory on the structure of matter, later on which is known as **Dalton's atomic theory**.

Th1: DALTON'S ATOMIC THEORY :

- Matter is made up of very small indivisible particles called atoms.
- All the atoms of a given element are identical in all respect i.e. mass, shape, size, etc.
- Atoms cannot be created or destroyed by any chemical process.
- Atoms of different elements are different in nature.



Basic Definitions :

D1: Relative atomic mass :

One of the most important concept come out from Dalton's atomic theory was that of relative atomic mass or relative atomic weight. This is done by expressing mass of one atom with respect to a fixed standard. Dalton used hydrogen as the standard ($H = 1$). Later on oxygen ($O = 16$) replaced hydrogen as the reference. Therefore relative atomic mass is given as

$$\text{On hydrogen scale : Relative atomic mass (R.A.M)} = \frac{\text{Mass of one atom of an element}}{\text{mass of one hydrogen atom}}$$

$\frac{\text{Mass of one atom of an element}}{16} \times \text{mass of one oxygen atom}$

On oxygen scale : Relative atomic mass (R.A.M) =

- The present standard unit which was adopted internationally in 1961, is based on the mass of one carbon-12 atom.

$\frac{\text{Mass of one atom of an element}}{12} \times \text{mass of one C-12 atom}$

Relative atomic mass (R.A.M) =

Atomic mass unit (or amu) :

- D2:** The atomic mass unit (amu) is equal to $\left(\frac{1}{12}\right)^{\text{th}}$ mass of one atom of carbon-12 isotope.

$$\begin{aligned} \therefore 1 \text{ amu} &= \frac{1}{12} \times \text{mass of one C-12 atom} \\ &\simeq \text{mass of one nucleon in C-12 atom.} \\ &= 1.66 \times 10^{-24} \text{ g or } 1.66 \times 10^{-27} \text{ kg} \end{aligned}$$

- **one amu is also called one Dalton (Da).**
- **Today, amu has been replaced by 'u' which is known as unified mass**

Atomic & molecular mass :

It is the mass of 1 atom of a substance, it is expressed in amu.

- Atomic mass = R.A.M \times 1 amu

$\frac{\text{mass of one molecule of the substance}}{12} \times \text{mass of one C-12 atom}$

Relative molecular mass =

- Molecular mass = Relative molecular mass \times 1 amu

Note : Relative atomic mass is nothing but the number of nucleons present in the atom.

Solved Examples

Example-1 Find the relative atomic mass of 'O' atom and its atomic mass.

Solution The number of nucleons present in 'O' atom is 16.
 \therefore Relative atomic mass of 'O' atom = 16.
 Atomic mass = R.A.M \times 1 amu = 16 \times 1 amu = 16 amu

Mole : The Mass / Number Relationship

Mole is a chemical counting SI unit and defined as follows :

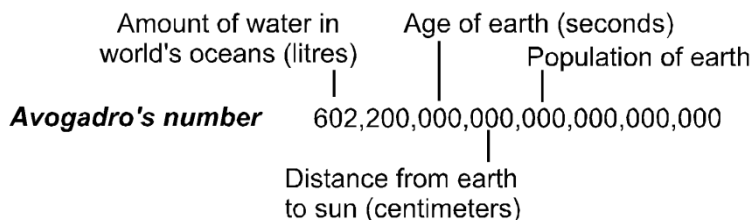
- D3:** ***A mole is the amount of a substance that contains as many entities (atoms, molecules or other particles) as there are atoms in exactly 0.012 kg (or 12 g) of the carbon-12 isotope.***

From mass spectrometer we found that there are 6.023×10^{23} atoms present in 12 g of C-12 isotope.

The number of entities in 1 mol is so important that it is given a separate name and symbol known as Avogadro constant denoted by N_A .

i.e. on the whole we can say that 1 mole is the collection of 6.02×10^{23} entities. Here entities may represent atoms, ions, molecules or even pens, chair, paper etc also include in this but as this number (N_A) is very large therefore it is used only for very small things.

HOW BIG IS A MOLE ?



Note : In modern practice gram-atom and gram-molecule are termed as mole.

Gram Atomic Mass :

D4: The atomic mass of an element expressed in gram is called gram atomic mass of the element.

or

It is also defined as mass of 6.02×10^{23} atoms.

or

It is also defined as the mass of one mole atoms.

For example for oxygen atom :

Atomic mass of 'O' atom = mass of one 'O' atom = 16 amu

gram atomic mass = mass of 6.02×10^{23} 'O' atoms

$$= 16 \text{ amu} \times 6.02 \times 10^{23}$$

$$= 16 \times 1.66 \times 10^{-24} \text{ g} \times 6.02 \times 10^{23} = 16 \text{ g}$$

$$(\because 1.66 \times 10^{-24} \times 6.02 \times 10^{23} \sim 1)$$

Solved Examples

Example-2 How many atoms of oxygen are there in 16 g oxygen.

Solution Let x atoms of oxygen are present

So, $16 \times 1.66 \times 10^{-24} \times x = 16 \text{ g}$

$$x = \frac{1}{1.66 \times 10^{-24}} = N_A$$

Gram molecular mass :

D5: The molecular mass of a substance expressed in gram is called the gram-molecular mass of the substance.

or

It is also defined as mass of 6.02×10^{23} molecules

or

It is also defined as the mass of one mole molecules.

For example for 'O₂' molecule :Molecular mass of 'O₂' molecule = mass of one 'O₂' molecule

= 2 × mass of one 'O' atom

= 2 × 16 amu

= 32 amu

gram molecular mass = mass of 6.02×10^{23} 'O₂' molecules = 32 amu × 6.02×10^{23} = $32 \times 1.66 \times 10^{-24} \text{ g} \times 6.02 \times 10^{23} = 32 \text{ g}$

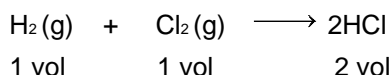
Solved Examples

Example-3 The molecular mass of H₂SO₄ is 98 amu. Calculate the number of moles of each element in 294 g of H₂SO₄.**Solution** Gram molecular mass of H₂SO₄ = 98 g

$$\text{moles of H}_2\text{SO}_4 = \frac{294}{98} = 3 \text{ moles}$$

H ₂ SO ₄	H	S	O
One molecule	2 atom	one atom	4 atom
$1 \times N_A$	$2 \times N_A$ atoms	$1 \times N_A$ atoms	$4 \times N_A$ atoms
∴ one mole	2 mole	one mole	4 mole
∴ 3 mole	6 mole	3 mole	12 mole

Gay-Lussac's Law of Combining Volume :

D6 : According to him elements combine in a simple ratio of atoms, gases combine in a simple ratio of their volumes provided all measurements should be done at the same temperature and pressure

Avogadro's hypothesis :

D7: *Equal volumes of all gases have equal number of molecules (not atoms) at the same temperature and pressure condition.***S.T.P.** (Standard Temperature and Pressure)

At S.T.P. condition : temperature = 0°C or 273 K

pressure = 1 atm = 760 mm of Hg

and volume of one mole of gas at STP is found to be experimentally equal to 22.4 litres which is known as molar volume.

Note : Measuring the volume is equivalent to counting the number of molecules of the gas.

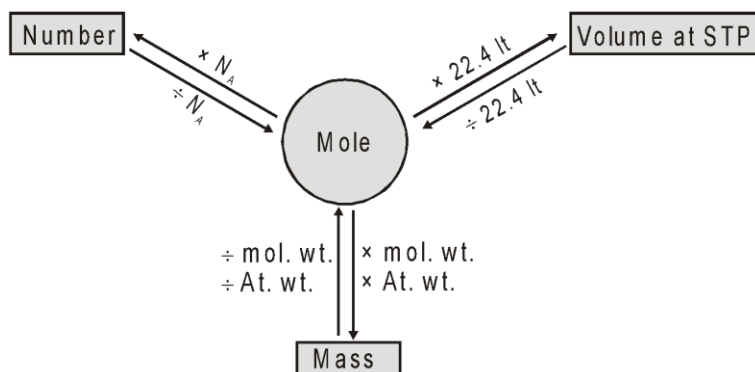
Solved Examples

Example-4 Calculate the volume in litres of 20 g hydrogen gas at STP.

Solution No. of moles of hydrogen gas = $\frac{\text{Mass}}{\text{Molecular mass}} = \frac{20 \text{ g}}{2 \text{ g}} = 10 \text{ mol}$
 volume of hydrogen gas at STP = $10 \times 22.4 \text{ lt.}$

App-1:

Y-map : Interconversion of mole - volume, mass and number of particles :



Section (B) : Percentage composition and molecular formula

Percentage Composition :

Here we are going to find out the percentage of each element in the compound by knowing the molecular formula of compound.

We know that according to law of definite proportions any sample of a pure compound always possess constant ratio with their combining elements.

Solved Examples

Example-5 Every molecule of ammonia always has formula NH_3 irrespective of method of preparation or sources. i.e. 1 mole of ammonia always contains 1 mol of N and 3 mole of H. In other words 17 g of NH_3 always contains 14 g of N and 3 g of H. Now find out % of each element in the compound.

Solution **Mass % of N in NH_3** = $\frac{\text{Mass of N in 1 mol } \text{NH}_3}{\text{Mass of 1 mol of } \text{NH}_3} \times 100 = \frac{14}{17} \times 100 = 82.35 \%$
Mass % of H in NH_3 = $\frac{\text{Mass of H in 1 mol } \text{NH}_3}{\text{Mass of 1 mol of } \text{NH}_3} \times 100 = \frac{3}{17} \times 100 = 17.65 \%$

Empirical and molecular formula :

We have just seen that knowing the molecular formula of the compound we can calculate percentage composition of the elements. Conversely if we know the percentage composition of the elements initially, we can calculate the relative number of atoms of each element in the molecules of the compound. This gives us the empirical formula of the compound. Further if the molecular mass is known then the molecular formula can easily be determined.

D8: The empirical formula of a compound is a chemical formula showing the relative number of atoms in the simplest ratio. An empirical formula represents the simplest whole number ratio of various atoms present in a compound.

D9: The molecular formula gives the actual number of atoms of each element in a molecule. The molecular formula shows the exact number of different types of atoms present in a molecule of a compound. The molecular formula is an integral multiple of the empirical formula.

i.e. molecular formula = empirical formula \times n

where $n = \frac{\text{molecular formula mass}}{\text{empirical formula mass}}$

Solved Examples

Example-6 Acetylene and benzene both have the empirical formula CH. The molecular masses of acetylene and benzene are 26 and 78 respectively. Deduce their molecular formulae.

Solution \therefore Empirical Formula is CH

Step-1 The empirical formula of the compound is CH

\therefore Empirical formula mass = $(1 \times 12) + 1 = 13$.

Molecular mass = 26

Step-2 To calculate the value of 'n'

$$n = \frac{\text{Molecular formula mass}}{\text{Empirical formula mass}} = \frac{26}{13} = 2$$

Step-3 To calculate the molecular formula of the compound.

$$\begin{aligned} \text{Molecular formula} &= n \times (\text{Empirical formula of the compound}) \\ &= 2 \times \text{CH} = \text{C}_2\text{H}_2 \end{aligned}$$

Thus the molecular formula is **C₂H₂**

Similarly for benzene

To calculate the value of 'n'

$$n = \frac{\text{Molecular formula mass}}{\text{Empirical formula mass}} = \frac{78}{13} = 6$$

thus the molecular formula is $6 \times \text{CH} = \text{C}_6\text{H}_6$

Example-7 An organic substance containing carbon, hydrogen and oxygen gave the following percentage composition.

C = 40.684% ; H = 5.085% and O = 54.228%

The molecular weight of the compound is 118 g. Calculate the molecular formula of the compound.

Solution **Step-1**

To calculate the empirical formula of the compound.

Element	Symbol	Percentage of element	At. mass of element	Relative no. of atoms = $\frac{\text{Percentage}}{\text{At. mass}}$	Simplest atomic ratio	Simplest whole no. atomic ratio

Carbon	C	40.687	12	$\frac{40.687}{12} = 3.390$	$\frac{3.390}{3.389} = 1$	2
Hydrogen	H	5.085	1	$\frac{5.085}{1} = 5.085$	$\frac{5.085}{3.389} = 1.5$	3
Oxygen	O	54.228	16	$\frac{54.228}{16} = 3.389$	$\frac{3.389}{3.389} = 1$	2

∴ Empirical Formula is $C_2H_3O_2$

Step-2 To calculate the empirical formula mass.

The empirical formula of the compound is $C_2H_3O_2$.

∴ Empirical formula mass = $(2 \times 12) + (3 \times 1) + (2 \times 16) = 59$.

Step-3 To calculate the value of 'n'

$$n = \frac{\text{Molecular formula mass}}{\text{Empirical formula mass}} = \frac{118}{59} = 2$$

Step-4 To calculate the molecular formula of the salt.

$$\text{Molecular formula} = n \times (\text{Empirical formula}) = 2 \times C_2H_3O_2 = C_4H_6O_4$$

Thus the molecular formula is $C_4H_6O_4$.

Section (C) : Density and vapour density

CONCEPTS RELATED TO Density :

It is of two type.

1. Absolute density
2. Relative density

For liquid and solids :

$$\text{Absolute density} = \frac{\text{mass}}{\text{volume}}$$

$$\text{specific gravity} = \frac{\text{density of the substance}}{\text{density of water at } 4^\circ\text{C}}$$

For gases :

$$\text{Absolute density (mass/volume)} = \frac{\text{Molar mass of the gas}}{\text{Molar volume of the gas}}$$

* For simplification, we can conclude that the density and specific gravity of any substance is numerically same, but density has a definite unit, but specific gravity has no unit. (dimension less)

Ex. Specific gravity of a solution is 1.8 then find the mass of 100 ml of solution.

Ans. 180 g.

RELATIVE DENSITY :

It is the density of a substance with respect to any other substance.

Ex. What is the V.D. of SO_2 with respect to CH_4

$$\text{V.D.} = \frac{\text{M.W. } SO_2}{\text{M.W. } CH_4}$$

$$V.D = \frac{64}{16} = 4$$

Section (D) : Balanced chemical equation analysis

Th2: Chemical Reaction :

It is the process in which two or more than two substances interact with each other where old bonds are broken and new bonds are formed.

Chemical Equation :

All chemical reaction are represented by chemical equations by using chemical formula of reactants and products. Qualitatively a chemical equation simply describes what the reactants and products are. However, a balanced chemical equation gives us a lot of quantitative information. Mainly the molar ratio in which reactants combine and the molar ratio in which products are formed.

Attributes of a balanced chemical equation:

- It contains an equal number of atoms of each element on both sides of equation.(POAC)
- It should follow law of charge conservation on either side.
- Physical states of all the reagents should be included in brackets.
- All reagents should be written in their standard molecular forms (not as atoms)
- The coefficients give the relative molar ratios of each reagent.

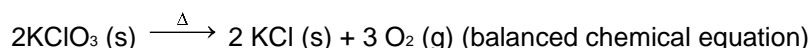
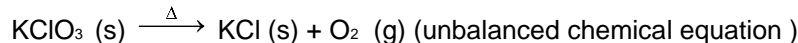
Solved Examples

Example-8

Write a balance chemical equation for following reaction :

When potassium chlorate (KClO_3) is heated it gives potassium chloride (KCl) and oxygen (O_2).

Solution



Remember a balanced chemical equation is one which contains an equal number of atoms of each element on both sides of equation.

Interpretation of balanced chemical equations :

Once we get a balanced chemical equation then we can interpret a chemical equation by following ways

- Mass - mass analysis
- Mass - volume analysis
- Mole - mole analysis
- Vol - Vol analysis (separately discussed as **eudiometry or gas analysis**)

Now you can understand the above analysis by following example

Th3: Mass-mass analysis :

Consider the reaction




mass-mass ratio: $2 \times 122.5 : 2 \times 74.5 : 3 \times 32$

$$\text{or } \frac{\text{Mass of KClO}_3}{\text{Mass of KCl}} = \frac{2 \times 122.5}{2 \times 74.5} \quad \frac{\text{Mass of KClO}_3}{\text{Mass of O}_2} = \frac{2 \times 122.5}{3 \times 32}$$

Solved Examples

Example-9 367.5 gram KClO₃ (M = 122.5) when heated. How many gram KCl and oxygen is produced.

Solution Balance chemical equation for heating of KClO₃ is



mass-mass ratio : $2 \times 122.5 \text{ g} : 2 \times 74.5 \text{ g} : 3 \times 32 \text{ g}$

$$\frac{\text{Mass of KClO}_3}{\text{Mass of KCl}} = \frac{2 \times 122.5}{2 \times 74.5} \Rightarrow \frac{367.5}{W} = \frac{122.5}{74.5}$$


$$W = 3 \times 74.5 = 223.5 \text{ g}$$

$$\frac{\text{Mass of KClO}_3}{\text{Mass of O}_2} = \frac{2 \times 122.5}{3 \times 32} \Rightarrow \frac{367.5}{W} = \frac{2 \times 122.5}{3 \times 32}$$

$$W = 144 \text{ g}$$

Th4: Mass - volume analysis :

Now again consider decomposition of KClO₃



mass volume ratio : $2 \times 122.5 \text{ g} : 2 \times 74.5 \text{ g} : 3 \times 22.4 \text{ lt. at STP}$

we can use two relation for volume of oxygen

$$\frac{\text{Mass of KClO}_3}{\text{volume of O}_2 \text{ at STP}} = \frac{2 \times 122.5}{3 \times 22.4 \text{ lt}} \quad \dots(i)$$

$$\text{and } \frac{\text{Mass of KCl}}{\text{volume of O}_2 \text{ at STP}} = \frac{2 \times 74.5}{3 \times 22.4 \text{ lt}} \quad \dots(ii)$$

Solved Examples

Example-12 367.5 g KClO₃ (M = 122.5) when heated, how many litre of oxygen gas is produced at STP.

Solution You can use here equation (1)

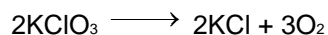
$$\frac{\text{Mass of KClO}_3}{\text{volume of O}_2 \text{ at STP}} = \frac{2 \times 122.5}{3 \times 22.4 \text{ lt}} \Rightarrow \frac{367.5}{V} = \frac{2 \times 122.5}{3 \times 22.4 \text{ lt}}$$

$$V = 3 \times 3 \times 11.2 \Rightarrow V = 100.8 \text{ lt}$$

Th5: Mole-mole analysis :

This analysis is very much important for quantitative analysis point of view. Students are advised to clearly understand this analysis.


Now consider again the decomposition of KClO₃.



In very first step of mole-mole analysis you should read the balanced chemical equation like **2 moles KClO_3 on decomposition gives you 2 moles KCl and 3 moles O_2** and from the stoichiometry of reaction we can write

$$\frac{\text{Moles of } \text{KClO}_3}{2} = \frac{\text{Moles of } \text{KCl}}{2} = \frac{\text{Moles of } \text{O}_2}{3}$$

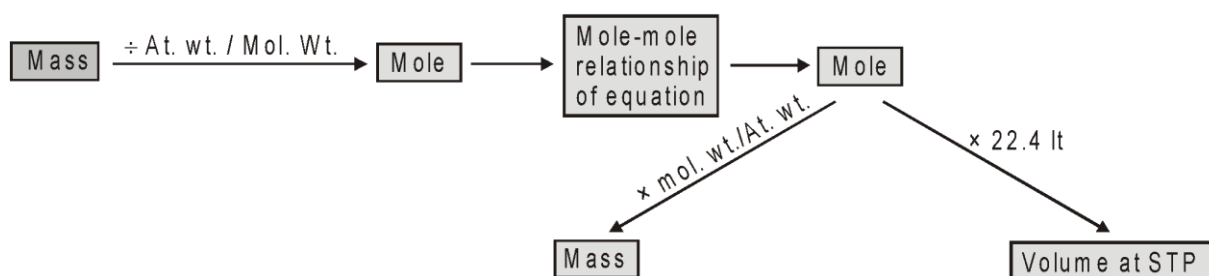
Now for any general balance chemical equation like



you can write.

$$\frac{\text{Moles of A reacted}}{a} = \frac{\text{moles of B reacted}}{b} = \frac{\text{moles of C formed}}{c} = \frac{\text{moles of D formed}}{d}$$

Note : In fact mass-mass and mass-vol analysis are also interpreted in terms of mole-mole analysis you can use following chart also.



Section (E) : Limiting reagent

D10: The reactant which is consumed first and limits the amount of product formed in the reaction, and is therefore, called limiting reagent.


Limiting reagent is present in least stoichiometric amount and therefore, controls amount of product.

The remaining or left out reactant is called the excess reagent.

When you are dealing with balance chemical equation then if number of moles of reactants are not in the ratio of stoichiometric coefficient of balanced chemical equation, then there should be one reactant which is limiting reagent.


Solved Examples

Example-11 Three mole of Na_2CO_3 is reacted with 6 moles of HCl solution. Find the volume of CO_2 gas produced at STP. The reaction is :



Solution

From the reaction :



given moles 3 mol 6 mol

given mole ratio 1 : 2

Stoichiometric coefficient ratio 1 : 2

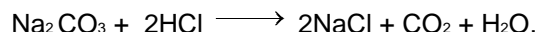
See here given moles of reactant are in stoichiometric coefficient ratio therefore none reactant left over.

Now use Mole-mole analysis to calculate volume of CO_2 produced at STP

$$\frac{\text{Moles of } \text{Na}_2\text{CO}_3}{1} = \frac{\text{Mole of } \text{CO}_2 \text{ Produced}}{1}$$

Moles of CO_2 produced = 3
 volume of CO_2 produced at STP = $3 \times 22.4 \text{ L} = 67.2 \text{ L}$

Example-12 6 moles of Na_2CO_3 is reacted with 4 moles of HCl solution. Find the volume of CO_2 gas produced at STP. The reaction is :



Solution From the reaction : $\text{Na}_2\text{CO}_3 + 2\text{HCl} \longrightarrow 2\text{NaCl} + \text{CO}_2 + \text{H}_2\text{O}$
 given mole of reactant 6 : 4
 given molar ratio 3 : 2
 Stoichiometric coefficient ratio 1 : 2

See here given number of moles of reactants are not in stoichiometric coefficient ratio. Therefore there should be one reactant which consumed first and becomes limiting reagent.

But the question is how to find which reactant is limiting, it is not very difficult you can easily find it. According to the following method.

Th6: How to find limiting reagent :

Step I : Divide the given moles of reactant by the respective stoichiometric coefficient of that reactant.

Step II : See for which reactant this division come out to be minimum. The reactant having minimum value is limiting reagent for you.

Step III : Now once you find limiting reagent then your focus should be on limiting reagent

From	Step I & II	Na_2CO_3	HCl	
		$\frac{6}{1} = 6$	$\frac{4}{2} = 2$	(division is minimum)

\therefore **HCl is limiting reagent**

From Step III

	$\frac{\text{Mole of HCl}}{2}$	$=$	$\frac{\text{Moles of CO}_2 \text{ produced}}{1}$
From			

\therefore mole of CO_2 produced = 2 moles

\therefore volume of CO_2 produced at S.T.P. = $2 \times 22.4 = 44.8 \text{ Lt.}$

Section (F) : Principle of Atom Conservation (POAC)

Th7: POAC is conservation of mass. Atoms are conserved, moles of atoms shall also be conserved in a chemical reaction (but not in nuclear reactions.)

This principle is fruitful for the students when they don't get the idea of balanced chemical equation in the problem.

The strategy here will be around a particular atom. We focus on a atom and conserve it in that reaction.

This principle can be understand by the following example.

Consider the decomposition of $\text{KClO}_3(\text{s}) \rightarrow \text{KCl}(\text{s}) + \text{O}_2(\text{g})$ (unbalanced chemical reaction)

Apply the principle of atom conservation (POAC) for K atoms.

Moles of K atoms in reactant = moles of K atoms in products

or moles of K atoms in KClO_3 = moles of K atoms in KCl .

Now, since 1 molecule of KClO_3 contains 1 atom of K

or 1 mole of KClO_3 contains 1 mole of K, similarly, 1 mole of KCl contains 1 mole of K.

Thus, moles of K atoms in KClO_3 = 1 × moles of KClO_3

and moles of K atoms in KCl = 1 × moles of KCl .

∴ moles of KClO_3 = moles of KCl

$$\text{or } \frac{\text{wt. of } \text{KClO}_3 \text{ in g}}{\text{mol. wt. of } \text{KClO}_3} = \frac{\text{wt. of } \text{KCl in g}}{\text{mol. wt. of } \text{KCl}}$$

- The above equation gives the mass-mass relationship between KClO_3 and KCl which is important in stoichiometric calculations.

Again, applying the principle of atom conservation for O atoms,

moles of O in KClO_3 = 3 × moles of KClO_3

moles of O in O_2 = 2 × moles of O_2

∴ 3 × moles of KClO_3 = 2 × moles of O_2

$$\text{or } 3 \times \frac{\text{wt. of } \text{KClO}_3}{\text{mol. wt. of } \text{KClO}_3} = 2 \times \frac{\text{vol. of } \text{O}_2 \text{ at NTP}}{\text{standard molar vol. (22.4 lt.)}}$$

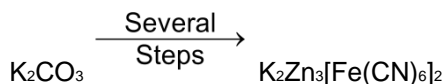
- The above equations thus gives the mass-volume relationship of reactants and products.

Solved Examples

Example-13 27.6 g K_2CO_3 was treated by a series of reagents so as to convert all of its carbon to $\text{K}_2\text{Zn}_3[\text{Fe}(\text{CN})_6]_2$. Calculate the weight of the product.

[mol. wt. of K_2CO_3 = 138 and mol. wt. of $\text{K}_2\text{Zn}_3[\text{Fe}(\text{CN})_6]_2$ = 698]

Solution Here we do not have knowledge about series of chemical reactions but we know about initial reactant and final product accordingly



Since C atoms are conserved, applying POAC for C atoms,

moles of C in K_2CO_3 = moles of C in $\text{K}_2\text{Zn}_3[\text{Fe}(\text{CN})_6]_2$

1 × moles of K_2CO_3 = 12 × moles of $\text{K}_2\text{Zn}_3[\text{Fe}(\text{CN})_6]_2$ (∵ 1 mole of K_2CO_3 contains 1 moles of C)

$$\frac{\text{wt. of } \text{KClO}_3}{\text{mol. wt. of } \text{KClO}_3} = 12 \times \frac{\text{wt. of the product}}{\text{mol. wt. of product}}$$

$$\text{wt. of } \text{K}_2\text{Zn}_3[\text{Fe}(\text{CN})_6]_2 = \frac{27.6}{138} \times \frac{698}{12} = 11.6 \text{ g}$$

Miscellaneous :

D11: AVERAGE/ MEAN ATOMIC MASS :

The weighted average of the isotopic masses of the element's naturally occurring isotopes.

$$\text{Mathematically, average atomic mass of X (A}_x\text{)} = \frac{a_1x_1 + a_2x_2 + \dots + a_nx_n}{100}$$

Where, a_1, a_2, a_3, \dots atomic mass of isotopes and x_1, x_2, x_3, \dots mole % of isotopes.

Solved Examples

Example-14 Naturally occurring chlorine is 75% Cl^{35} which has an atomic mass of 35 amu and 25% Cl^{37} which has a mass of 37 amu. Calculate the average atomic mass of chlorine -

- (A) 35.5 amu (B) 36.5 amu (C) 71 amu (D) 72 amu

$$\begin{aligned} \text{Solution (A) Average atomic mass} &= \frac{\% \text{ of I isotope} \times \text{its atoms mass} + \% \text{ of II isotope} \times \text{its atomic mass}}{100} \\ &= \frac{75 \times 35 + 25 \times 37}{100} = 35.5 \text{ amu} \end{aligned}$$

Note : (a) In all calculations we use this mass. (b) In periodic table we report this mass only.

D12: • MEAN MOLAR MASS OR MOLECULAR MASS:

$$\text{The average molar mass of the different substance present in the container} = \frac{n_1M_1 + n_2M_2 + \dots + n_nM_n}{n_1 + n_2 + \dots + n_n}$$

Where, M_1, M_2, M_3, \dots are molar masses and n_1, n_2, n_3, \dots moles of substances.

Solved Examples

Example-15 The molar composition of polluted air is as follows :

Gas	At. wt.	mole percentage composition
Oxygen	16	16%
Nitrogen	14	80%
Carbon dioxide	-	03%
Sulphurdioxide	-	01%

What is the average molecular weight of the given polluted air ? (Given, atomic weights of C and S are 12 and 32 respectively).

$$\begin{aligned} \text{Solution } M_{\text{avg}} &= \frac{\sum_{j=1}^{j=n} n_j M_j}{\sum_{j=1}^{j=n} n_j} \quad \text{Here } \sum_{j=1}^{j=n} n_j = 100 \\ \therefore M_{\text{avg}} &= \frac{16 \times 32 + 80 \times 28 + 44 \times 3 + 64 \times 1}{100} = \frac{512 + 2240 + 132 + 64}{100} = \frac{2948}{100} = 29.48 \text{ Ans.} \end{aligned}$$

Section (G) : Concentration terms

Solutions :

D13: A mixture of two or more substances can be a solution. We can also say that “a solution is a homogeneous mixture of two or more substances,” ‘Homogeneous’ means ‘uniform throughout’. Thus a homogeneous mixture, i.e., a solution, will have uniform composition throughout.

Properties of a solution :

- A solution is clear and transparent. For example, a solution of sodium chloride in water is clear and transparent.
- The solute in a solution does not settle down even after the solution is kept undisturbed for some time.
- In a solution, the solute particle cannot be distinguished from the solvent particles or molecules even under a microscope. In a true solution, the particles of the solute disappear into the space between the solvent molecules.
- The components of a solution cannot be separated by filtration.

Concentration terms :

The following concentration terms are used to express the concentration of a solution. These are

- Molarity (M)
 - Molality (m)
 - Mole fraction (x)
 - % calculation
 - ppm
- Remember that all of these concentration terms are related to one another. By knowing one concentration term you can also find the other concentration terms. Let us discuss all of them one by one.

Molarity (M) :

D14: The number of moles of a solute dissolved in 1 L (1000 ml) of the solution is known as the molarity of the solution.

$$\text{i.e., Molarity of solution} = \frac{\text{number of moles of solute}}{\text{volume of solution in litre}}$$

Let a solution is prepared by dissolving w g of solute of mol.wt. M in V ml water.

$$\therefore \text{Number of moles of solute dissolved} = \frac{w}{M}$$

$$\therefore V \text{ ml water have } \frac{w}{M} \text{ mole of solute}$$

$$\therefore 1000 \text{ ml water have } \frac{w \times 1000}{M \times V_{\text{ml}}} \therefore \text{Molarity (M)} = \frac{w \times 1000}{(\text{Mol. wt of solute}) \times V_{\text{ml}}}$$

Some other relations may also be useful.

$$\text{Number of millimoles} = \frac{\text{mass of solute}}{(\text{Mol. wt. of solute})} \times 1000 = (\text{Molarity of solution} \times V_{\text{ml}})$$

- Molarity of solution may also be given as :

$$\frac{\text{Number of millimole of solute}}{\text{Total volume of solution in ml}}$$

- Molarity is a unit that depends upon temperature. It varies inversely with temperature .
Mathematically : Molarity decreases as temperature increases.

$$\text{Molarity} \propto \frac{1}{\text{temperature}} \propto \frac{1}{\text{volume}}$$

- If a particular solution having volume V_1 and molarity M_1 is diluted upto volume V_2 mL than
 $M_1V_1 = M_2V_2$
 M_2 : Resultant molarity
- If a solution having volume V_1 and molarity M_1 is mixed with another solution of same solute having volume V_2 mL & molarity M_2
then $M_1V_1 + M_2V_2 = M_R (V_1 + V_2)$
 $M_R = \text{Resultant molarity} = \frac{M_1V_1 + M_2V_2}{V_1 + V_2}$

Solved Examples

Example-16 149 g of potassium chloride (KCl) is dissolved in 10 Lt of an aqueous solution. Determine the molarity of the solution (K = 39, Cl = 35.5)

Solution Molecular mass of KCl = 39 + 35.5 = 74.5 g

$$\therefore \text{Moles of KCl} = \frac{149 \text{ g}}{74.5 \text{ g}} = 2$$

$$\therefore \text{Molarity of the solution} = \frac{2}{10} = 0.2 \text{ M}$$

D15: Molality (m) :

The number of moles of solute dissolved in 1000 g (1 kg) of a solvent is known as the molality of the solution.

$$\text{i.e., molality} = \frac{\text{number of moles of solute}}{\text{mass of solvent in gram}} \times 1000$$

Let Y g of a solute is dissolved in X g of a solvent. The molecular mass of the solute is M_0 . Then Y/M_0 mole of the solute are dissolved in X g of the solvent. Hence

$$\text{Molality} = \frac{Y}{M_0 \times X} \times 1000$$

- **Molality is independent of temperature changes.**

Solved Examples

Example-17 255 g of an aqueous solution contains 5 g of urea. What is the concentration of the solution in terms of molality. (Mol. wt. of urea = 60)

Solution Mass of urea = 5 g
Molecular mass of urea = 60

$$\begin{aligned}\text{Number of moles of urea} &= \frac{5}{60} = 0.083 \\ \text{Mass of solvent} &= (255 - 5) = 250 \text{ g} \\ \therefore \text{Molality of the solution} &= \frac{\text{Number of moles of solute}}{\text{Mass of solvent in gram}} \times 1000 = \frac{0.083}{250} \times 1000 = 0.332.\end{aligned}$$

Mole fraction (x) :

D16: The ratio of number of moles of the solute or solvent present in the solution and the total number of moles present in the solution is known as the mole fraction of substances concerned.

Let number of moles of solute in solution = n

Number of moles of solvent in solution = N

$$\therefore \text{Mole fraction of solute (x}_1\text{)} = \frac{n}{n + N}$$

$$\therefore \text{Mole fraction of solvent (x}_2\text{)} = \frac{N}{n + N}$$

$$\text{also } x_1 + x_2 = 1$$

- Mole fraction is a pure number. It will remain independent of temperature changes.

% calculation :

The concentration of a solution may also expressed in terms of percentage in the following way.

D17: • **% weight by weight (w/w)** : It is given as mass of solute present in per 100 g of solution.

$$\text{i.e., } \% \text{ w/w} = \frac{\text{mass of solute in g}}{\text{mass of solution in g}} \times 100$$

D18: • **% weight by volume (w/v)** : It is given as mass of solute present in per 100 ml of solution.

$$\text{i.e., } \% \text{ w/v} = \frac{\text{mass of solute in g}}{\text{volume of solution in ml}} \times 100$$

D19: • **% volume by volume (v/v)** : It is given as volume of solute present in per 100 ml solution.

$$\text{i.e., } \% \text{ v/v} = \frac{\text{volume of solute in ml}}{\text{volume of solution in ml}} \times 100$$

Solved Examples

Example-18 0.5 g of a substance is dissolved in 25 g of a solvent. Calculate the percentage amount of the substance in the solution.

Solution Mass of substance = 0.5 g
Mass of solvent = 25 g

$$\therefore \text{Percentage of the substance (w/w)} = \frac{0.5}{0.5 + 25} \times 100 = 1.96$$

Example-19 20 cm³ of an alcohol is dissolved in 80 cm³ of water. Calculate the percentage of alcohol in solution.

Solution Volume of alcohol = 20 cm³
Volume of water = 80 cm³

$$\therefore \text{Percentage of alcohol} = \frac{20}{20 + 80} \times 100 = 20.$$

Parts Per Million (ppm)

D20: When the solute is present in very less amount, then this concentration term is used. It is defined as the number of parts of the solute present in every 1 million parts of the solution. ppm can both be in terms of mass or in terms of moles. If nothing has been specified, we take ppm to be in terms of mass. Hence, a 100 ppm solution means that 100 g of solute is present in every 1000000 g of solution.

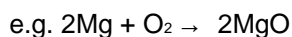
$$\text{ppm}_A = \frac{\text{mass of A}}{\text{Total mass}} \times 10^6 = \text{mass fraction} \times 10^6$$

Th8: Oxidation & Reduction

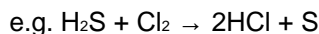
Let us do a comparative study of oxidation and reduction :

Oxidation


1. Addition of Oxygen



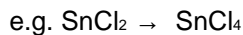
2. Removal of Hydrogen



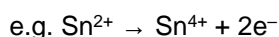
3. Increase in positive charge



4. Increase in oxidation number



5. Removal of electron

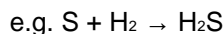


Reduction

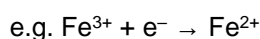
1. Removal of Oxygen



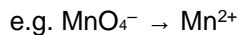
2. Addition of Hydrogen



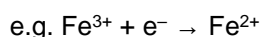
3. Decrease in positive charge



4. Decrease in oxidation number



5. Addition of electron



Section (H) : Calculation of oxidation number

Th9: Oxidation Number

- It is an imaginary or apparent charge developed over atom of an element when it goes from its elemental free state to combined state in molecules.
- It is calculated on basis of an arbitrary set of rules.

- It is a relative charge in a particular bonded state.
- In order to keep track of electron-shifts in chemical reactions involving formation of compounds, a more practical method of using oxidation number has been developed.
- In this method, it is always assumed that there is a complete transfer of electron from a less electronegative atom to a more electronegative atom.

Rules governing oxidation number

The following rules are helpful in calculating oxidation number of the elements in their different compounds. It is to be remembered that the basis of these rule is the electronegativity of the element .

- **Fluorine atom :**

Fluorine is most electronegative atom (known). It always has oxidation number equal to -1 in all its compounds

- **Oxygen atom :**

In general and as well as in its oxides , oxygen atom has oxidation number equal to -2 .

In case of

- (i) peroxide (e.g. H_2O_2 , Na_2O_2) is -1 ,
- (ii) super oxide (e.g. KO_2) is $-1/2$
- (iii) ozonide (e.g. KO_3) is $-1/3$
- (iv) in OF_2 is $+2$ & in O_2F_2 is $+1$

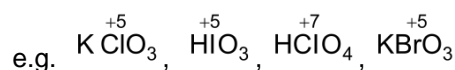
- **Hydrogen atom :**

In general, H atom has oxidation number equal to $+1$. But in metallic hydrides (e.g. NaH , KH), it is -1 .

- **Halogen atom :**

In general, all halogen atoms (Cl , Br , I) have oxidation number equal to -1 .

But if halogen atom is attached with a more electronegative atom than halogen atom, then it will show positive oxidation numbers.



- **Metals :**

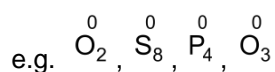
(a) Alkali metal (Li , Na , K , Rb ,) always have oxidation number $+1$

(b) Alkaline earth metal (Be , Mg , Ca ) always have oxidation number $+2$.

(c) Aluminium always has $+3$ oxidation number

Note : Metal may have negative or zero oxidation number

- Oxidation number of an element in free state or in allotropic forms is always zero



- Sum of the oxidation numbers of atoms of all elements in a molecule is zero.

- Sum of the oxidation numbers of atoms of all elements in an ion is equal to the charge on the ion .
- If the group number of an element in modern periodic table is n , then its oxidation number may vary from $(n - 10)$ to $(n - 18)$ (but it is mainly applicable for p-block elements).
e.g. N- atom belongs to 15th group in the periodic table, therefore as per rule, its oxidation number may vary from -3 to $+5$ ($\overset{-3}{\text{NH}_3}$, $\overset{+2}{\text{NO}}$, $\overset{+3}{\text{N}_2\text{O}_3}$, $\overset{+4}{\text{NO}_2}$, $\overset{+5}{\text{N}_2\text{O}_5}$)
- The maximum possible oxidation number of any element in a compound is never more than the number of electrons in valence shell.(but it is mainly applicable for p-block elements)

Calculation of average oxidation number :

Solved Examples

Example-20 Calculate oxidation number of underlined element :

(a) $\text{Na}_2 \underline{\text{S}}_2\text{O}_3$ (b) $\text{Na}_2 \underline{\text{S}}_4\text{O}_6$

Solution. (a) Let oxidation number of S-atom is x . Now work accordingly with the rules given before .

$$(+1) \times 2 + (x) \times 2 + (-2) \times 3 = 0$$

$$x = + 2$$

(b) Let oxidation number of S-atom is x

$$\therefore (+1) \times 2 + (x) \times 4 + (-2) \times 6 = 0 \Rightarrow x = + 2.5$$

- It is important to note here that $\text{Na}_2\text{S}_2\text{O}_3$ have two S-atoms and there are four S-atom in $\text{Na}_2\text{S}_4\text{O}_6$. However none of the sulphur atoms in both the compounds have $+ 2$ or $+ 2.5$ oxidation number, it is the average of oxidation number, which reside on each sulphur atom. Therefore, we should work to calculate the individual oxidation number of each sulphur atom in these compounds.

Th10: Oxidising and reducing agent

- Oxidising agent or Oxidant :**

Oxidising agents are those compounds which can oxidise others and reduce itself during the chemical reaction. Those reagents in which for an element, oxidation number decreases or which undergoes gain of electrons in a redox reaction are termed as oxidants.

e.g. KMnO_4 , $\text{K}_2\text{Cr}_2\text{O}_7$, HNO_3 , conc. H_2SO_4 etc are powerful oxidising agents .

- Reducing agent or Reductant :**

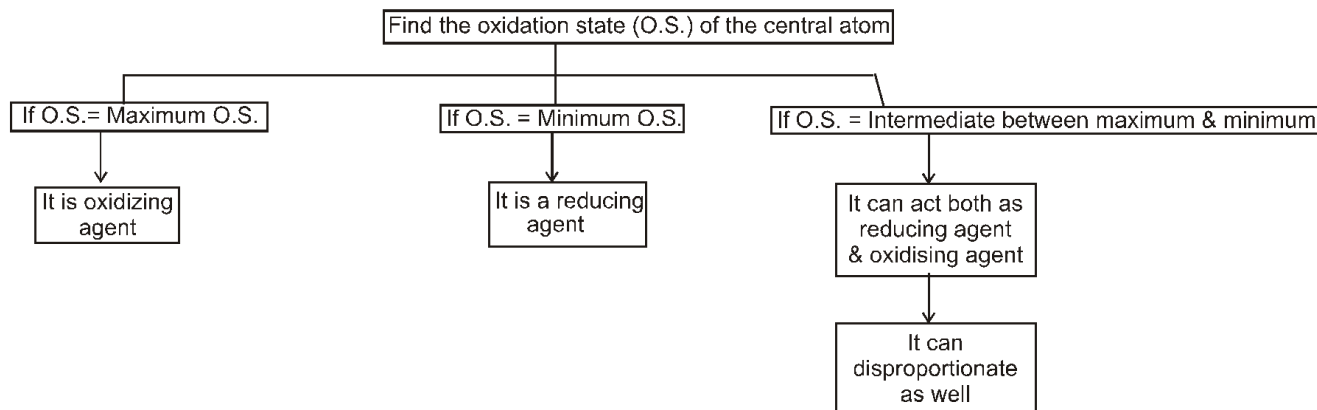
Reducing agents are those compounds which can reduce other and oxidise itself during the chemical reaction. Those reagents in which for an element, oxidation number increases or which undergoes loss of electrons in a redox reaction are termed as reductants.

e.g. KI , $\text{Na}_2\text{S}_2\text{O}_3$ etc are the powerful reducing agents.

Note : There are some compounds also which can work both as oxidising agent and reducing agent

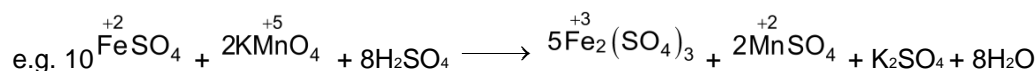
e.g. H_2O_2 , NO_2^-

HOW TO IDENTIFY WHETHER A PARTICULAR SUBSTANCE IS AN OXIDISING OR A REDUCING AGENT



Redox reaction

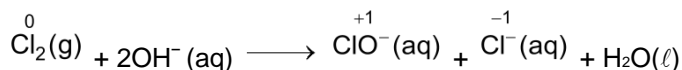
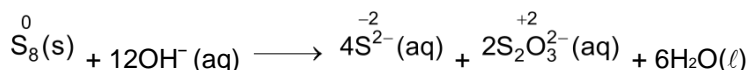
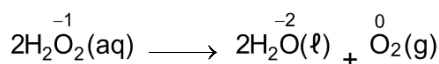
D21 A reaction in which oxidation and reduction simultaneously take place is called a redox reaction. In all redox reactions, the total increase in oxidation number must be equal to the total decrease in oxidation number.



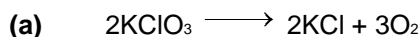
Disproportionation Reaction :

A redox reaction in which same element present in a particular compound in a definite oxidation state is oxidized as well as reduced simultaneously is a disproportionation reaction.

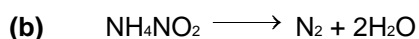
Disproportionation reactions are a special type of redox reactions. One of the reactants in a disproportionation reaction always contains **an element that can exist in at least three oxidation states**. The element in the form of reacting substance is in the intermediate oxidation state and both higher and lower oxidation states of that element are formed in the reaction. For example :



Consider the following reactions :



KClO_3 plays a role of oxidant and reductant both. Here, Cl present in KClO_3 is reduced and O present in KClO_3 is oxidized. Since same element is not oxidized and reduced, so **it is not a disproportionation reaction**, although it looks like one.



Nitrogen in this compound has -3 and +3 oxidation number, which is not a definite value. So it is not a disproportionation reaction. It is an example of comproportionation reaction, which is a class of redox reaction in which an element from two different oxidation state gets converted into a single oxidation state.



It is a case of disproportionation reaction and Cl atom is disproportionating.

List of some important disproportionation reactions

1. $\text{H}_2\text{O}_2 \longrightarrow \text{H}_2\text{O} + \text{O}_2$
2. $\text{X}_2 + \text{OH}^-(\text{dil.}) \longrightarrow \text{X}^- + \text{XO}^- \quad (\text{X} = \text{Cl}, \text{Br}, \text{I})$
3. $\text{X}_2 + \text{OH}^-(\text{conc.}) \longrightarrow \text{X}^- + \text{XO}_3^-$

F₂ does not undergo disproportionation as it is the most electronegative element.

4. $(\text{CN})_2 + \text{OH}^- \longrightarrow \text{CN}^- + \text{OCN}^-$
5. $\text{P}_4 + \text{OH}^- \longrightarrow \text{PH}_3 + \text{H}_2\text{PO}_2^-$
6. $\text{S}_8 + \text{OH}^- \longrightarrow \text{S}^{2-} + \text{S}_2\text{O}_3^{2-}$
7. $\text{MnO}_4^{2-} \longrightarrow \text{MnO}_4^- + \text{MnO}_2$
8. Oxyacids of Phosphorus (+1, +3 oxidation number)

$$\text{H}_3\text{PO}_2 \longrightarrow \text{PH}_3 + \text{H}_3\text{PO}_3$$

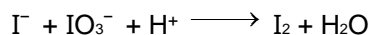
$$\text{H}_3\text{PO}_3 \longrightarrow \text{PH}_3 + \text{H}_3\text{PO}_4$$
9. Oxyacids of Chlorine(Halogens)(+1, +3, +5 Oxidation number)

$$\text{ClO}^- \longrightarrow \text{Cl}^- + \text{ClO}_2^-$$

$$\text{ClO}_2^- \longrightarrow \text{Cl}^- + \text{ClO}_3^-$$

$$\text{ClO}_3^- \longrightarrow \text{Cl}^- + \text{ClO}_4^-$$
10. $\text{HNO}_2 \longrightarrow \text{NO} + \text{HNO}_3$

- Reverse of disproportionation is called **Comproportionation**. In some of the disproportionation reactions, by changing the medium (from acidic to basic or reverse), the reaction goes in backward direction and can be taken as an example of **Comproportionation reaction**.



Section (I) : Balancing of redox reactions

Th11: Balancing of redox reactions

All balanced equations must satisfy two criteria.

1. **Atom balance (mass balance) :**
There should be the same number of atoms of each kind on reactant and product side.
2. **Charge balance :**
The sum of actual charges on both sides of the equation must be equal.

There are two methods for balancing the redox equations :

1. Oxidation - number change method
2. Ion electron method or half cell method

- Since First method is not very much fruitful for the balancing of redox reactions, students are advised to use second method (Ion electron method) to balance the redox reactions

Ion electron method : By this method redox equations are balanced in two different medium.

(a) Acidic medium (b) Basic medium

● **Balancing in acidic medium**

Students are advised to follow the following steps to balance the redox reactions by Ion electron method in acidic medium

Solved Examples

Example-21 Balance the following redox reaction :



Solution. **Step-I** Assign the oxidation number to each element present in the reaction.



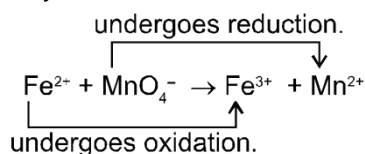
Step II :

Now convert the reaction in Ionic form by eliminating the elements or species, which are not undergoing either oxidation or reduction.



Step III :

Now identify the oxidation / reduction occurring in the reaction



Step IV : Split the Ionic reaction in two half, one for oxidation and other for reduction.



Step V :

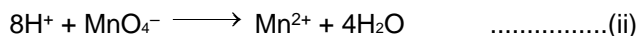
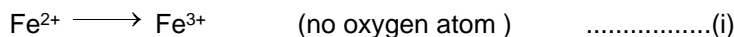
Balance the atom other than oxygen and hydrogen atom in both half reactions



Fe & Mn atoms are balanced on both side.

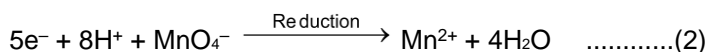
Step VI :

Now balance O & H atom by H₂O & H⁺ respectively by the following way : For one excess oxygen atom, add one H₂O on the other side and two H⁺ on the same side.



Step VII :

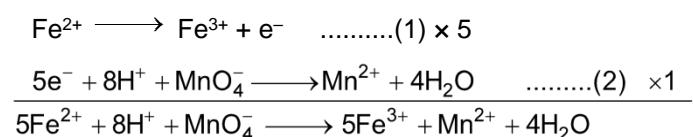
Equation (i) & (ii) are balanced atomwise. Now balance both equations chargewise. To balance the charge, add electrons to the electrically positive side.



Step VIII :

The number of electrons gained and lost in each half -reaction are equalised by multiplying both the half reactions with a suitable factor and finally the half reactions are added to give the overall balanced reaction.

Here, we multiply equation (1) by 5 and (2) by 1 and add them :

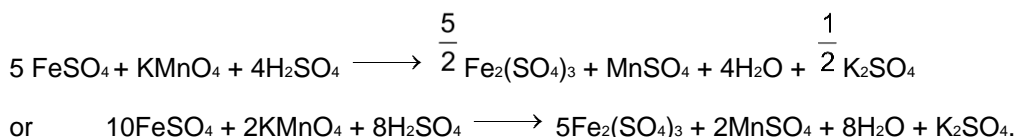


(Here, at this stage, you will get balanced redox reaction in Ionic form)

Step IX :

Now convert the Ionic reaction into molecular form by adding the elements or species, which are removed in step (2).

Now, by some manipulation, you will get :

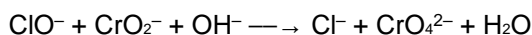


● **Balancing in basic medium :**

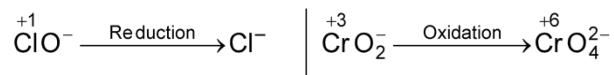
In this case, except step VI, all the steps are same. We can understand it by the following example:

Solved Examples

Example-22 Balance the following redox reaction in basic medium :



Solution. By using upto step V, we will get :



Now, students are advised to follow step VI to balance 'O' and 'H' atom.

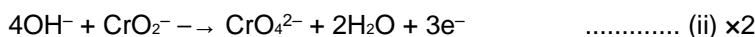
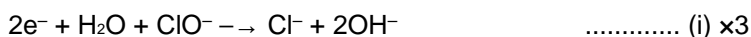


○ Now, since we are balancing in basic medium, therefore add as many as OH^- on both side of equation as there are H^+ ions in the equation.

$2\text{OH}^- + 2\text{H}^+ + \text{ClO}^- \rightarrow \text{Cl}^- + \text{H}_2\text{O} + 2\text{OH}^-$ Finally you will get $\text{H}_2\text{O} + \text{ClO}^- \rightarrow \text{Cl}^- + 2\text{OH}^- \dots\dots\dots(\text{i})$	$4\text{OH}^- + 2\text{H}_2\text{O} + \text{CrO}_2^- \rightarrow \text{CrO}_4^{2-} + 4\text{H}^+ + 4\text{OH}^-$ Finally you will get $4\text{OH}^- + \text{CrO}_2^- \rightarrow \text{CrO}_4^{2-} + 2\text{H}_2\text{O} \dots\dots\dots(\text{ii})$
---	--

Now see equation (i) and (ii) in which O and H atoms are balanced by OH^- and H_2O

Now from step VIII



MISCELLANEOUS SOLVED PROBLEMS (MSPS)

1. Find the relative atomic mass, atomic mass of the following elements.

(i) Na (ii) F (iii) H (iv) Ca (v) Ag

Sol. (i) 23, 23 amu (ii) 19, 19 amu (iii) 1, 1.008 amu, (iv) 40, 40 amu, (v) 108, 108 amu.

2. A sample of (C_2H_6) ethane has the same mass as 10^7 molecules of methane. How many C_2H_6 molecules does the sample contain ?

Sol. Moles of $\text{CH}_4 = \frac{10^7}{N_A}$

Mass of $\text{CH}_4 = \frac{10^7}{N_A} \times 16 = \text{mass of } \text{C}_2\text{H}_6$

So Moles of $\text{C}_2\text{H}_6 = \frac{10^7 \times 16}{N_A \times 30}$

So No. of molecules of $\text{C}_2\text{H}_6 = \frac{10^7 \times 16}{N_A \times 30} \times N_A = 5.34 \times 10^6$.

3. From 160 g of SO_2 (g) sample, 1.2046×10^{24} molecules of SO_2 are removed then find out the volume of left over SO_2 (g) at STP.

Sol. Given moles = $\frac{160}{64} = 2.5$.

Removed moles = $\frac{1.2046 \times 10^{24}}{6.023 \times 10^{23}} = 2$.

so left moles = 0.5.

volume left at STP = $0.5 \times 22.4 = 11.2$ lit.

4. 14 g of Nitrogen gas and 22 g of CO_2 gas are mixed together. Find the volume of gaseous mixture at STP.

Sol. Moles of $N_2 = \frac{14}{28} = 0.5$.

moles of $CO_2 = \frac{22}{44} = 0.5$.

so total moles = $0.5 + 0.5 = 1$.

so vol. at STP = $1 \times 22.4 = 22.4$ lit.

5. Show that in the reaction $N_2(g) + 3H_2(g) \rightarrow 2NH_3(g)$, mass is conserved.

Sol.

	$N_2(g)$	$+ 3H_2(g)$	$2NH_3(g)$
moles before reaction	1	3	0
moles after reaction	0	0	2

Mass before reaction = mass of 1 mole $N_2(g)$ + mass of 3 mole $H_2(g)$
 $= 14 \times 2 + 3 \times 2 = 34$ g

mass after reaction = mass of 2 mole NH_3
 $= 2 \times 17 = 34$ g.

6. When x gram of a certain metal burn in 1.5 g oxygen to give 3.0 g of its oxide. 1.20 g of the same metal heated in a steam gave 2.40 g of its oxide. shows the these result illustrate the law of constant or definite proportion

Sol. Wt. of metal = $3.0 - 1.5 = 1.5$ g

so wt. of metal : wt of oxygen = $1.5 : 1.5 = 1 : 1$

similarly in second case, wt. of oxygen = $2.4 - 1.2 = 1.2$ g

so wt. of metal : wt of oxygen = $1.2 : 1.2 = 1 : 1$

so these results illustrate the law of constant proportion.

7. Find out % of O & H in H_2O compound.

Sol. % of O = $\frac{16}{18} \times 100 = 88.89\%$ and % of H = $\frac{2}{18} \times 100 = 11.11\%$

8. Acetylene & butene have empirical formula CH & CH_2 respectively. The molecular mass of acetylene and butene are 26 & 56 respectively deduce their molecular formula.

Ans. C_2H_2 & C_4H_8

Sol. $n = \frac{\text{Molecular mass}}{\text{Empirical formula mass}}$

For Acetylene : $n = \frac{26}{13} = 2$ \therefore Molecular formula = C_2H_2

For Butene : $n = \frac{56}{14} = 4$ \therefore Molecular formula = C_4H_8 .

9. An oxide of nitrogen gave the following percentage composition :

N = 25.94 and O = 74.06

Calculate the empirical formula of the compound.

Ans. N_2O_5

Sol.

Element	% / Atomic mass	Simple ratio	Simple intiger ratio
N	$\frac{25.94}{14} = 1.85$	1	2
O	$\frac{74.06}{16} = 4.63$	2.5	5

So empirical formula is N_2O_5 .

10. Find the density of $CO_2(g)$ with respect to $N_2O(g)$.

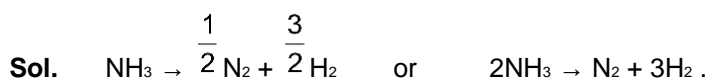
Sol. $R.D. = \frac{\text{M.wt. of } CO_2}{\text{M.wt. of } N_2O} = \frac{44}{44} = 1.$

11. Find the vapour density of N_2O_5

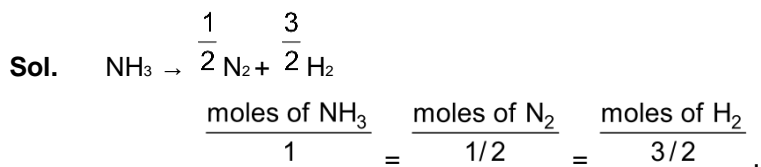
Sol. $V.D. = \frac{\text{Mol. wt. of } N_2O_5}{2} = 54.$

12. Write a balance chemical equation for following reaction :

When ammonia (NH_3) decompose into nitrogen (N_2) gas & hydrogen (H_2) gas.



13. When 170 g NH_3 ($M=17$) decomposes how many grams of N_2 & H_2 is produced.

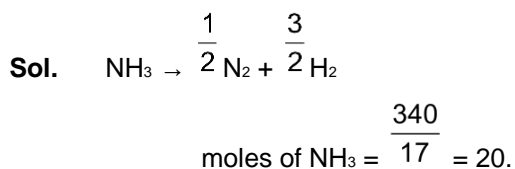


So $\text{moles of } N_2 = \frac{1}{2} \times \frac{170}{17} = 5.$ So $\text{wt. of } N_2 = 5 \times 28 = 140 \text{ g.}$

Similarly $\text{moles of } H_2 = \frac{3}{2} \times \frac{170}{17} = 15.$

So $\text{wt. of } H_2 = 15 \times 2 = 30 \text{ g.}$

14. 340 g NH_3 ($M = 17$) when decompose how many litres of nitrogen gas is produced at STP.



So $\text{moles of } N_2 = \frac{1}{2} \times 20 = 10.$

$\therefore \text{vol. of } N_2 \text{ at STP} = 10 \times 22.4 = 224 \text{ lit.}$

15. 4 mole of $MgCO_3$ is reacted with 6 moles of HCl solution. Find the volume of CO_2 gas produced at STP, the reaction is



Sol. Here HCl is limiting reagent. So moles of CO_2 formed = 3.

So vol. at STP = $3 \times 22.4 = 67.2$ lit.

16. 117 g NaCl is dissolved in 500 ml aqueous solution. Find the molarity of the solution.

$$\frac{117/58.5}{500/1000}$$

Sol. Molarity = $\frac{117/58.5}{500/1000} = 4\text{M}$.

17. 0.32 mole of LiAlH_4 in ether solution was placed in a flask and 74 g (1 moles) of t-butyl alcohol was added. The product is $\text{LiAlHC}_{12}\text{H}_{27}\text{O}_3$. Find the weight of the product if lithium atoms are conserved.

[Li = 7, Al = 27, H = 1, C = 12, O = 16]

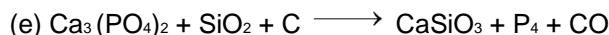
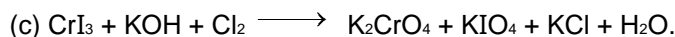
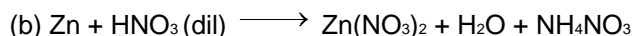
Sol. Applying POAC on Li

$$1 \times \text{moles of } \text{LiAlH}_4 = 1 \times \text{moles of } \text{LiAlH C}_{12}\text{H}_{27}\text{O}_3$$

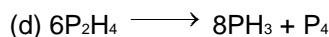
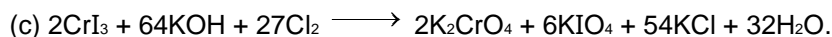
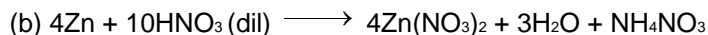
$$254 \times 0.32 = 1 \times \text{wt. of } \text{LiAlH C}_{12}\text{H}_{27}\text{O}_3.$$

$$\text{wt. of } \text{LiAlH C}_{12}\text{H}_{27}\text{O}_3 = 81.28 \text{ g.}$$

18. Balance the following equations :



Ans. (a) $6\text{H}^+ + 5\text{H}_2\text{O}_2 + 2\text{MnO}_4^- \longrightarrow 2\text{Mn}^{+2} + 5\text{O}_2 + 8\text{H}_2\text{O}$



19. Calculate the resultant molarity of following :

(a) 200 ml 1M HCl + 300 ml water

(b) 1500 ml 1M HCl + 18.25 g HCl

(c) 200 ml 1M HCl + 100 ml 0.5 M H_2SO_4

(d) 200 ml 1M HCl + 100 ml 0.5 M HCl

Ans. (a) 0.4 M (b) 1.33 M (c) 1 M (d) 0.83 M.

Sol. (a) Final molarity = $\frac{200 \times 1 + 0}{200 + 300} = 0.4 \text{ M}.$

(b) Final molarity = $\frac{1500 \times 1 + \frac{18.25 \times 1000}{36.5}}{1500 + 1000} = 1.33 \text{ M}$

(c) Final molarity of H^+ = $\frac{200 \times 1 + 100 \times 0.5 \times 2}{200 + 100} = 1 \text{ M}.$

(d) Final molarity = $\frac{200 \times 1 + 100 \times 0.5}{200 + 100} = 0.83 \text{ M}.$

20. 518 g of an aqueous solution contains 18 g of glucose (mol.wt. = 180). What is the molality of the solution.

Sol. wt. of solvent = $518 - 18 = 500$ g. \Rightarrow so molarity = $\frac{18/180}{500/1000} = 0.2$.

21. 0.25 of a substance is dissolved in 6.25 g of a solvent. Calculate the percentage amount of the substance in the solution.

Sol. wt. of solution = $0.25 + 6.25 = 6.50$.
so % (w/w) = $\frac{0.25}{6.50} \times 100 = 3.8\%$.